


# Silver Spring Camera Club *Member Handbook*

**2021-2022**

Founded 1950

[www.scccphotography.org](http://www.scccphotography.org)



## Contents

WELCOME TO THE SILVER SPRING CAMERA CLUB .....	3
SILVER SPRING CAMERA CLUB KEY INFORMATION .....	3
Meetings .....	3
Speaker Meetings .....	4
Competitions .....	4
A Closer Focus Meetings.....	4
Board Meetings .....	4
Field Trips.....	4
History .....	4
PSA.....	5
SSCC OFFICERS AND CHAIRS .....	6
SSCC MEETING LOCATION .....	7
MEMBERSHIP INFORMATION .....	8
CALENDAR.....	10
COMPETITION TOPIC DEFINITIONS.....	11
Open .....	11
Nature Photography .....	11
Selective Focus Photography.....	11
Abstract Photography.....	11
Decay Photography.....	11
Monochrome Photography .....	11
SPEAKERS AND JUDGES 2020-2021 .....	12
MONTHLY MEMBER WORKFLOW.....	13
Beginning of the Month.....	13
First Thursday – Speaker Night .....	13
Second Thursday - Competition.....	13
Third Thursday – A Closer Focus.....	13
Fourth Thursday – Board Meeting.....	13
Field Trip(s) .....	13
End of the Month.....	13
FIELD TRIPS .....	14
Future Carpools .....	14
CABLE RELEASE .....	15
SILVER SPRING CAMERA CLUB AND SOCIAL MEDIA ..	17
JOINING THE SSCC LISTSERV .....	17
SILVER SPRING CAMERA CLUB IS ON MEETUP .....	17
SILVER SPRING CAMERA CLUB OFFICIAL COMPETITION RULES AND AWARDS (Revised August 2015).....	18
WHY COMPETE? A VISUAL MEDITATION .....	25
A COMMON SENSE GUIDE TO PHOTO COMPETITION .....	27
“NOVICE” & “ADVANCED”: TWO DIFFERENT MEANINGS .....	29
FREQUENTLY ASKED QUESTIONS ABOUT THE RULES	30
DIGITAL PROJECTION SUBMISSIONS .....	32
PRINT IMAGE ENTRY GUIDELINES .....	32
USING LIGHTROOM TO EXPORT IMAGES FOR DIGITAL COMPETITION - Dave Mullen.....	33
SIZING IMAGES FOR DIGITAL COMPETITION IN PHOTOSHOP Jim Rogers .....	36
INDEX OF ARTICLES: OCTOBER 2005-MAY 2015 .....	37
Competition .....	37
Technique and Instruction .....	37
Exhibits and Photographers .....	38
Reflections on Photography.....	38
Photoshop and Other Software .....	38
Travel and Subjects .....	38
Book and Gear Reviews.....	40
SSCC CONSTITUTION AND BY-LAWS .....	41

## WELCOME TO THE SILVER SPRING CAMERA CLUB

Welcome to the Silver Spring Camera Club's 71<sup>st</sup> Season! If you're a new member, this Handbook should serve as an introduction to the many benefits of joining the Club. If you are a renewing member, this Handbook provides useful information such as the competition topics for 2021-2022, this year's calendar of speakers and judges, field trips, and ideas to improve your photography and workflow.

SSCC truly offers something for everyone. Whether you are interested in the competition experience, or just attending and learning about the process, we have some gifted photographers and great judges who offer constructive feedback in a very supportive and fun environment. Competition Night has made me a better photographer. The Club also offers a wealth of learning and fellowship opportunities, including insightful speakers, field trips, and a monthly meeting called Photo Forum which offers members a chance to receive feedback on their photography from their fellow members in a non-judging environment. This meeting allows you to learn new skills with workshops, and presentations on photographic subjects. All the meetings and field trips offer a great opportunity to get to know the other members and share your photography experiences and ask some questions. We also have a monthly board meeting, which is a great opportunity to be a voice in the direction of the club.



*Larry Brauer*

The Club has a deep history and many longtime members. The members are interested in furthering their knowledge of photography and having the opportunity to share the experience and socialize with others who feel the same. It is very easy to connect with the club. In addition to the weekly meetings, we have a Facebook account. You can find information on Meetup, and we have a Google group forum. In my experience, club members are all happy to share their knowledge of and enthusiasm for photography, so reach out to them at the next meeting.

I hope that this Handbook will serve as a resource throughout the year.

Catherine Honigsberg  
President  
[president@ssccphotography.org](mailto:president@ssccphotography.org)

### SSCC KEY INFORMATION

The **Silver Spring Camera Club (SSCC)** is a diverse group of individuals passionately dedicated to the pursuit of photographic excellence. We believe the best method of understanding the art of photography is through education and the sharing of ideas. For over 60 years SSCC has maintained a high standard of integrity and quality. Our reputation as the friendliest club in the metropolitan area is the basis of our success. We welcome new members of all ages and skill levels who share our interest in photography.

#### Meetings

Until further notice, due to the Covid 19 pandemic, all club meetings will be held using internet video conferencing tools. The exceptions will be field trips that will be planned to outdoor venues, using masks and social distancing guidelines.

The club meets on the first three Thursday nights of each month from September through May of each year and conducts a board meeting (open to all members) on the fourth Thursday. Exceptions are made for key holidays.

When we resume face-to-face meetings, we anticipate that the first Thursday will continue as an internet video conference. At press time, we were negotiating use of a space in Silver Spring. Look for more details in Club e-mails or the *Cable Release* as

plans become firmer. An annual banquet and awards ceremony is held in mid-June.

### Speaker Meetings

Guest Speaker meetings are held on the first Thursday of each month from 7:30-9:30 p.m. A speaker, usually either a professional photographer or renowned amateur, will deliver an illustrated talk on some aspect of photography. Having these meetings online has allowed us to welcome speakers from around the country; we plan to continue online Speaker meetings even after we resume other meetings in person.

### Competitions

Competitions are held on the second Thursday of each month from 7:30-9:30 p.m. Depending on the number of images to be judged, competitions may end later. Independent experienced judges are arranged, and the entries are judged blindly. Images may be entered in Advanced, Novice, and Beginner classes, in categories of Print or Projected (digital) images. The Print category is suspended until we can resume in-person meetings. Competition themes vary from month to month.

### Photo Forum Meetings

The interactive meetings named "Photo Forum" include group discussions, brief presentations on topics of interest to camera club members, and breakout groups led by some of the club's advanced members. These breakout groups discuss images submitted by SSCC members and provide feedback and suggestions.

The Photo Forum is an informal and relaxed opportunity to enjoy discussions with other photographers. Each meeting provides useful information for every level of photographic expertise, from beginner to advanced. The atmosphere is accepting and supportive of all attendees.

### Board Meetings

The fourth Thursday of each month at 7:30 p.m. is reserved for Board Meetings. The agenda is circulated before the meeting, and all members are welcome to attend and contribute.

### Field Trips

At least one field trip is held every month on a Saturday, Sunday, or Monday holiday during the club

year, and sometimes during the summer as well. Until further notice all field trips will be to outdoor venues, with masks and social distancing. Most trips are to sites in and around the Washington DC area, although we occasionally visit locations in Baltimore, West Virginia, Pennsylvania, and Delaware. Please check the *Cable Release*, the SSCC website (<http://www.scccphotography.org/>), or sign up for Meetup announcements. You may contact the Field Trip chairperson (Phil Boyer) for more information.



*Kate Woodward*

### History

The Silver Spring Camera Club began in the fall of 1950 when about 50 people attended an open meeting for anyone interested in forming a Camera Club. The stated purpose of the Club was "to provide an opportunity for people with a mutual interest in photography to share their experiences and common knowledge." The charter membership was about 60. Twenty-one years later in 1971 the membership stood at 150, and new applicants were placed on a waiting list.

Over the years the Club had held its regular meetings in a camera store, various community center clubrooms, a recreation center, a high school, and several libraries. It usually had two meetings a month. Up until 1975, there were only two categories for the competitions: color slides and monochrome prints. In 1976, four print meetings included a color print competition. By 1983, every print competition included color prints for both novice and advanced classes. The slide competitions have remained basically the same, except that the number of allowed slide entries was reduced from three to two in 1982 due to the large number of entries. In 2008



the slide category was changed to digital projected. The Club recently reviewed its competition rules, and beginning in 2014-15, there are two categories for each competition: Projected (digital images) and Prints. Members can enter up to two images (monochrome or color, unless otherwise specified in the month's competition topic) in each category.

The original "workshops" consisted of short 15-minute presentations given by members at the beginning of each main meeting "to provide an exchange of information and first-hand experience on photographic techniques and materials." (The name was changed to "shortshorts" in 1970; and then to "mini-workshops.") In the mid-1960s "study groups" met monthly, first for color slides and later for monochrome prints. These were joined by the New Directions Workshop in 1981, and a few years later by the Composition and Presentation Workshop. Also in the 1980s, there was a View Camera Group, a Creative Workshop, and two one-year workshops on the Fine Print and Retouching. In the 1990s, we added a workshop on Computer Imaging. We currently conduct workshops, along with education and photo sharing, under our "A Closer Focus" meetings.

From the very beginning, SSCC was a member of the Photographic Society of America (PSA). This provided an opportunity for members to exhibit their work in the Print and Slide Circuits in the U.S. and around the world. Through the years, SSCC has arranged exhibits of members' work in a variety of locations throughout the Washington, DC area. Club members have also participated in the competitions sponsored by Greater Washington Council of Camera Clubs and the Council of Maryland Camera Clubs.

The Club's newsletter, the *Cable Release*, began publication in October 1961 as a mimeographed newsletter with hand-drawn illustrations, which was mailed to members for 4¢. Later issues contained black-and-white photographs, and two 1979 issues feature front-page color Xerox reproductions from slides. The *Cable Release* has earned several awards from the Photographic Society of America for its quality and service to members. The first mention of the use of a computer was by editor Art Drucker, who used his trusty Commodore from 1984 to 1987. Over the years, the *Cable Release* has provided club news, photo-related articles, and members' opinions on a variety of topics. The archive of past newsletters, managed by our club historian, chronicles the history


of a dynamic organization that, with the active input of its members, has been constantly evolving for more than half a century. In the 2016/17 program year the *Cable Release* became a web-based newsletter with links to articles and other web pages. There is an index of articles from the past several years in this edition.

## **PSA**

The Photographic Society of America (PSA) is a worldwide organization for anyone interested in photography. The society includes casual shutterbugs, serious amateurs, and professional photographers.

Founded in 1934, PSA has members in over 70 countries. Individual, Club, and Council memberships offer a wide variety of services and activities: a monthly magazine; online photo galleries, image evaluation, study groups, and courses; competitions; an annual conference; recognition; and discounts on photography related products and services.

The Silver Spring Camera Club has been a member Club of the PSA since the club was founded in 1950. For information regarding the benefits of a PSA individual membership and for PSA sponsored activities, please contact our Club PSA Representative, or visit [www.psa-photo.org](http://www.psa-photo.org).



*Michael Tran*

## SSCC OFFICERS AND CHAIRS

**President:** Catherine Honigsberg ([president@ssccphotography.org](mailto:president@ssccphotography.org))

**Vice President:** Dennis Freeman ([vicepresident@ssccphotography.org](mailto:vicepresident@ssccphotography.org))

**Treasurer:** Bruce Schaefer

**Secretary:** Open ([info@ssccphotography.org](mailto:info@ssccphotography.org))

**Directors:** Bob Catlett, Michael Koren, Oliver (Pete) Morton

**Competition Chair:** Larry Gold ([competition@ssccphotography.org](mailto:competition@ssccphotography.org))

**Program Chairs:** Renee Schaefer & Karen Finkelman ([programs@ssccphotography.org](mailto:programs@ssccphotography.org))

**Photo Forum Working Group:** Pete Morton, David Blass, Dennis Freeman, Andrew Rein

**Membership Chairs:** Lisa & Marc Auerbach, Andrew Rein ([membership@ssccphotography.org](mailto:membership@ssccphotography.org))

**Field Trip Chair:** Phil Boyer

**Historian:** Norm Bernache

**PSA Rep:** Oliver (Pete) Morton

**Newsletter Editor:** Sherm Edwards ([cablereleaseeditor@ssccphotography.org](mailto:cablereleaseeditor@ssccphotography.org))

**Web:** Mark Paster ([web@ssccphotography.org](mailto:web@ssccphotography.org))



*Norm Bernache*

## SSCC MEETING LOCATION

Until further notice, due to the Covid 19 pandemic, all Club meetings will be online using video conferencing tools. Watch for Club emails, [Meetup](#) updates, and the [club website](#) for details.

## MEMBERSHIP INFORMATION

SSCC welcomes the membership of all those interested in photography, regardless of skill level. Current yearly membership dues are \$45 for individuals, \$35 for students, and \$65 for a family.

Besides the camaraderie and educational programs, renewing your membership means you are eligible to enter your best shots in our monthly photo competition.

Membership dues cover the SSCC active year, which is September through May. If you paid dues after September 2020, please note that you need to renew at the beginning of our club's year in September 2021 (not on the anniversary of your previous dues payment).

Payment of dues (and filling out the Membership Form) can be done online now. Please go to the [Online Membership Form](#) to join or renew online. Payment of dues by either credit card or check is offered, and either is an option in the online form. If you want to pay by check, make the check out to "SSCC" and give or send to the SSCC treasurer, along with the [Membership Application](#), at the address below.

Silver Spring Camera Club  
c/o Bruce Schaefer, Treasurer  
PO Box 2375  
Silver Spring, MD 20915-2375

We realize that recent world events have put a financial strain on many of our friends and

neighbors. If you are unable to join SSCC because of a financial reason, please contact the membership committee. Your continuing participation is important.

For more information, contact Lisa or Marc Auerbach, or Andrew Rein at [membership@ssccphotography.org](mailto:membership@ssccphotography.org).



*Renee Schaefer*





## CALENDAR

Here is the calendar of meetings for the 2021-2022 Club year. Field trips will be announced throughout the year.

September 2	Speaker Night	February 3	Speaker Night
September 6	Field Trip – MD Renaissance Festival	February 10	Competition: High/Low Key
September 9	Competition – Open	February 17	Photo Forum
September 16	Photo Forum	February 24	Board Meeting
September 23	Board Meeting		
September 25 or 26	Field Trip – Patuxent Research Refuge	March 3	Speaker Night
		March 10	Competition – Open
October 7	Speaker Night	March 17	Photo Forum
October 14	Competition - Nature	March 24	Board Meeting
October 16	Field Trip – Rockville Antique and Classic Car Show		
		April 7	Speaker Night
October 21	Photo Forum	April 14	Competition – Decay
October 28	Board Meeting	April 21	Photo Forum
October 30	Field Trip – Sultana Downrigging Festival, Chestertown MD	April 28	Board Meeting
November 4	Speaker Night	May 5	Speaker Night
November 11	Competition – Open	May 12	Competition – Monochrome
November 18	Photo Forum	May 19	Photo Forum
November 20	Field Trip – Summit Point Motorsports Park, West Virginia	May 26	Board Meeting
November 25	No Meeting – Thanksgiving		
November xx	Board Meeting	June 4	Field Trip – WWII Air Show, Pennsylvania
		Mid-June	Year-End Celebration & Awards
December 1	Speaker Night		
December 5	Field Trip – Annapolis City Dock and Harbor, boats and lights	July	Field Trip – McKee-Beshers WMA (sunflowers)
December 9	Competition – Strong Emotion		
December TBD	Field Trip – Lights by the Creek, Frederick MD	Winter-Spring 2022 Field Trip possibilities, dates TBD	Baltimore Railroad Museum Udvar-Hazy Smithsonian Air and Space Eastern State Penitentiary, Philadelphia Ann Marie Sculpture Garden, Solomons Kite Festival on the National Mall Soleado Lavender Farm, Dickerson MD
December 16	Photo Forum		
December 23	Board Meeting		
January 6	Speaker Night		
January 13	Competition Night – Open		
January 20	Photo Forum		
January 27	Board Meeting		

## COMPETITION TOPIC DEFINITIONS

The following definitions apply to 2021-2022 competitions.

### Open

In open competitions, free rein is given to the choices the photographer makes in the creation of the submitted image. Images of any and all subjects or themes, created using any photographic or post-processing methods or techniques, are acceptable. The images are evaluated based upon the judge's general assessment of their creativity, emotional and/or intellectual impact, aesthetic beauty, uniqueness of subject, and technical skill. The judge need not assign any specific weight to any single attribute of the image.

### Nature Photography

Acceptable entries are photographs that portray various aspects of natural plant and animal life; that illustrate the natural features of land, sea, and sky; or that reveal natural phenomena. No image in this competition may show human intervention. Domestic plants (e.g., in a botanical garden) or animals (including zoo animals) may be included as long as they do not show any human intervention (e.g., collars or ear tags, gates, walls, paths, signage).

### High-Key or Low-Key Photography

High-Key or Low-Key Photography encompasses images that have been exposed or manipulated post-processing, so that the key tones are lighter than the mid-tone ideal, (meaning that shadows are brighter and more open, usually conveying to the image a light airy feel) (high-key); or, conversely, so

that the key tones are darker than the mid-tone ideal (meaning the highlights are dimmer, the shadows dense and the overall image looking darker and more brooding) (low-key).

### Patterns or Geometric Forms Photography

Patterns or Geometric Forms Photography encompasses images that contain distinctive patterns (e.g., repetitions, reflections, numeric sequences, prisms) or geometric forms (e.g., circles, squares, triangles) within the image.

### Strong Emotions Photography

Strong Emotions Photography encompasses images whose subject(s) display through expressions, movements or reactions strong emotions such as happiness, joy, sadness, anguish, surprise, chagrin, etc.

### Monochrome Photography

The term "Monochrome Photography" encompasses images that use only a single color, including the full array of shades of that color. So, for example, black and white photos, with black as the single color and its multiple shades of gray, are monochrome. Other single colors and their shades are equally acceptable. Under this definition, a sepia tone photo is acceptable, but a sepia tone photo containing a red umbrella would not qualify as a monochrome. Any subject matter is acceptable. In addition, a photo is acceptable if was originally taken as a color image, as long as the image presented for the competition has been rendered into monochrome.

## SPEAKERS AND JUDGES 2021-2022

The following are the planned speakers and judges for the 2021-2022 Club year. Updates will be filled in later.

Month	Speaker	Judge	Topic
September	Eddie King		Elevate your Skill through Competition
		Jeanine Cummins	Open
October	Joe Newman		Focus on the Story
		Lori Lankford	Nature Photography
November	Hazel Meredith		Creativity with your Smart Phone
		Ron Pfeiffer	Open
December	Lewis Katz		From Capture to Print: The Art of Black and White Photography
		Roz Kleffman	Strong Emotion
January	Elizabeth Gray		Using Exposure Creatively
		Wayne Wolfersberger	Open
February	Arik Gorban		Infrared Photography
		Denise Silva	High or Low Key
March	Connie Imboden		Survey of her 30-year Project
		Ed Palaszynski	Open
April	Nik Stover		Technique, Vision and Processing Landscape
		Mark Van Bergh	Geometric Shapes and Patterns
May	Nikhil Bahl		Nature
		Jerry Taylor	Monochrome Photography

## MONTHLY MEMBER WORKFLOW

The following topic list indicates the activities and meetings that generally define each month in the program year of September through May. Other irregular activities are introduced into the monthly schedule from time-to-time as well.

### Beginning of the Month

- If you are planning to enter competition, finish working on up to two photographs to submit for the Projected (digital) competition [and/or mat or mount up to two photographs for the Print competition when it resumes after pandemic].
- Consider providing an article for the Cable Release newsletter (including reviews, workshops, trips, thoughts, or anything of interest!).

### First Thursday – Speaker Night

- Attend Speaker Night to gain inspiration and learn how an expert approaches photography.
- Submit Projected Competition entries by the midnight deadline.

### Second Thursday - Competition

- [When face-to-face meetings resume arrive early to sign in and turn in matted Print Competition entries. (Use the template provided on the SSCC website.)]
- Listen to comments by the judge about your photographs, and about others' photographs, to learn how to see and develop work critically from the various judges' perspectives.

### Third Thursday – Photo Forum

- Based on the topic, whether it be your photos on a specified theme, an education topic, or an interactive forum, present materials for specified projects as indicated in the prior *A Closer Focus* meeting, the *Cable Release*, eBlast, or Meetup announcement. You may also wish to discuss a

book, gear, software, video, or anything else for discussion.

- Be prepared to show your own images and offer your own feedback, critique, and questions to others.

### Fourth Thursday – Board Meeting

- Optionally attend and participate (non-voting) with Board members in discussions and decisions involving the Club's future!

### Field Trip(s)

- Be sure that you know the meeting time and place, which is announced in the *Cable Release*, at Thursday night meetings, and on Meetup announcements.
- Check out the venue on its website, or via a "Google" or Flickr image search, to see what shooting opportunities might present themselves.
- Seek out other members who shoot similar equipment to ask questions and get tips on lenses, flash, tripod, filters, etc.

### End of the Month

- Submit your article for the *Cable Release* to the Cable Release Editor by the 24th.



*Beth Koller*

## FIELD TRIPS

Each month, the Club organizes at least one field trip for members to shoot together. This is a great opportunity to learn from other members and shake yourself out of a photographic rut. This is a no pressure opportunity to experiment with your photography and enjoy the company of fellow club members. Make sure to find out where the group is headed through the Cable Release or Meetup, or the trip leader.

For the 2021-2022 season, the Club is continuing its tradition while adjusting for life under COVID. The Club has scheduled only outdoor field trips for the Fall of 2021: the Maryland Renaissance Festival, Patuxent Research Refuge (South Tract), the Rockville Antique and Classic Car Show, the Sultana Downrigging Festival, Summit Point Motorsports Park, and holiday lights in Annapolis and Frederick MD. For the remainder of the season (January-May) the Club has several tentative locations, both inside and outside.

To consider the ongoing impact of COVID, no decision on additional trips will be made before November.

Phil Boyer is the Field Trip Coordinator, but other club members can organize and lead the trips as well. We are always looking for volunteers to lead trips, and ideas for fun places to photograph.

**COVID and Field Trips:** To ensure the safety of members, the following COVID Rules are in effect for all field trips until further notice:

### . NEW COVID RULES .

1. **Club will not arrange Carpools**
2. **RSVP Required to Leader—a Maximum of 15 people**
3. **MASK WEARING AT ALL TIMES IS STRICTLY MANDATORY**
4. **Appropriate Social Distancing is required**
5. **Hand Sanitizer will be provided; use is strongly encouraged.**
6. **Participants Must Complete Online COVID Checklist prior to trip; any COVID symptom precludes attendance**
7. **Field Trip Leader has sole discretion over safety precautions**
8. **PRACTICE SAFE BEHAVIOR**

9. **Participants must sign COVID Waiver of Liability (i.e, if you get COVID, you won't hold club liable)**



### Future Carpools

**Note: Due to the Pandemic, carpooling is CANCELLED until further notice. Participants will meet at the field trip location.**

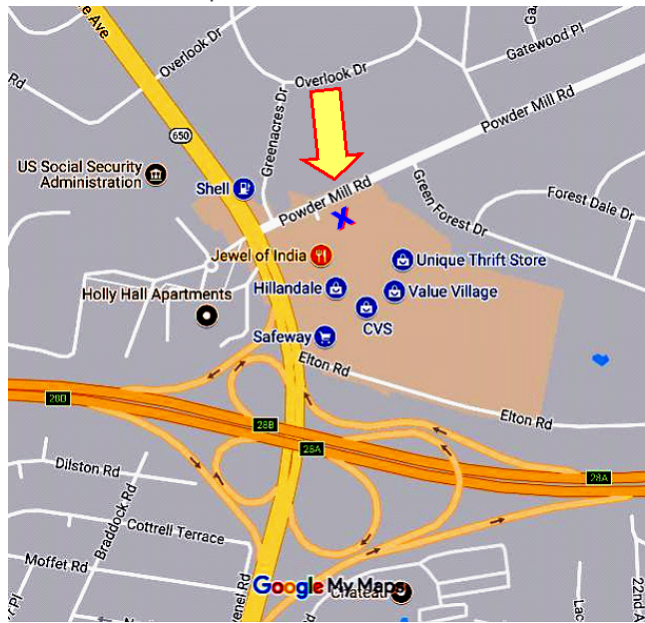
People wishing to carpool meet (unless otherwise specified) at the northeast corner of the parking lot of Hillendale Shopping Center, Silver Spring:

From New Hampshire Blvd (650), take **Powder Mill Rd. to the first entrance on the right and into the lot**, then an immediate left and park at the top of the lot, (catty-corner from Unique Thrift Store and opposite from Domino's):

[1731 Powder Mill Road, Silver Spring, MD 20903.](#)



See arrow on map below.



## CABLE RELEASE



SSCC publishes a monthly newsletter, the *Cable Release*, from September to May each year. This publication keeps members informed about all planned activities, speakers, judges, field trips, articles, and more. Each *Cable Release* issue also features winners from the previous month's photo competition.

The Photographic Society of America awarded the *Cable Release* second place (tie) for large club

*Member Handbook*

newsletters in 2013-2014 and even the newsletter-of-the-year in previous rounds of competition.

In 2016 the *Cable Release* became a web-based newsletter. We maintain an archive of the prior newsletters as published in either the web-based or the original PDF formats. The newer format has significant advantages from the previous hardcopy-emulating format when read with a computer, tablet, or smartphone. These include more efficient navigating through topics and more selectivity in reading just one article at a time. We also provide links to other articles within the SSCC site, and throughout the internet at large, for further exploration of topics of interest.

The *Cable Release* is organized as a high-level web page. It has a cover photo, followed by a Table of Contents (TOC) that includes the main sections of the newsletter. You can click on any section in the TOC and be transported to that section. You can return to the top from any point in the newsletter with a click on "Return to Top" on the bottom-right of your screen.

Key events are listed immediately after the TOC, and provide the dates, meetings, and field trips at a glance. The main sections are:

- **“Meetings and Field Trips”**: with individual descriptions of each meeting, competition, and field trip for the month.
- **“Club News”**: where membership news is shared, board meeting notes, photos from the last months field trips, upcoming socials, and other club-related items.
- **“Features”**: contains topics of interest that we wish to highlight. These can include particular workshops or events, articles about SSCC member accomplishments, or anything that doesn’t easily fit in “Club News” or “Member Articles”.
- **“Conferences and Expos”**: when we have several such events to include. Otherwise we will just add the odd item to the Features.
- **“Member Articles”**: includes what it sounds like – these are articles by the members on anything they wish to share.
- **“Competition Winners”**: includes the results and photographs from all our recent competitions, including the members’ comments about their photographs.
- **“Classes, Calls for Entry, and Exhibits”**: the last main section, and includes upcoming classes and workshops, calls to enter various photography competitions, and exhibits and events in the greater Washington Metro Area.

The *Cable Release* contains mostly new material, containing items befitting a “newsletter.” You will generally see introductory paragraphs on the primary page linked to full articles on their own pages. You can more quickly navigate to topics of interest without paging and re-paging through a serial magazine format.

One big advantage of the web-based design is that we have removed the size constraint for articles (for the most part). While we still want to keep each article concise and readable in a few minutes, we can now include galleries of pictures for an article rather than just a few selected photographs.

The newsletter can only be as good as the articles and information submitted by the Club members. Please consider offering reviews of your own photographic equipment or software. This could be a new acquisition or an old favorite that might still be available on eBay or other used equipment venues. People are also looking for photo tips and


techniques, so please send me any that you might have. The web-based *Cable Release* is an opportunity to share your thoughts in a flexible format with illustrative examples.

If you’ve attended photo workshops, seminars, or classes that others could also be interested in, please send a review. It doesn’t have to be a full-length article. It can be a paragraph – please include a web address or equivalent for the organization involved so that the members know where to pursue it further. Try to focus more on the positive experiences that you’d recommend to others.

All members have an opportunity to submit content for *Cable Release* publication. If you want to submit something, and aren’t sure about any aspect of it, just ask! Here are some general notes:

- Please proofread your submission.
- Don’t worry too much about formatting, as it will have to be reformatted for the web pages anyhow. If you would like to do something more elaborate, we can probably figure out how to do just about anything.
- If you want to include photographs and have them appear in a defined order and place, use identifying labels in the text to indicate their location. We can also include a larger group of photos as a gallery. Also, please provide short captions for photos if you want captions.
- Any photograph that you provide that is bigger than 900 x 900 pixels will be resized to fit on the web page. Your photos can be sized to fill the width of the screen, they can be centered with no text-wrapping, or they can be placed to the left or right sides with text wrapping. We have lots of flexibility.

Any questions about the *Cable Release*, and SSCC member submissions for the *Cable Release*, are welcomed by the editor at [cablereleaseeditor@ssccphotography.org](mailto:cablereleaseeditor@ssccphotography.org).



*Diane Sanders*

## **SILVER SPRING CAMERA CLUB AND SOCIAL MEDIA**

Connecting with the Club and its members is easier than ever before. We have an active Facebook account, you can find us on Meetup, and we have a Google group forum. Of course, the best way to connect is to attend one of our meetings! But, between our weekly gatherings here are all the different ways to connect to SSCC online when you're not at a meeting.

### **JOINING THE SSCC LISTSERV**

If you want to hear the latest photo news and reach out to fellow SSCC members for answers, sign up for the SSCC listserv. The SSCC listserv uses Google Groups, a very simple, well-known, intuitive system. To sign up, email Mark Paster at [web@ssccphotography.org](mailto:web@ssccphotography.org). All we need is your name and email address. You will then get an invite by email.

There are two ways to access listserv messages. One is by email. You have the option of receiving each post by email, or getting a single, digest email approximately once a day with all of the posts in it. You can respond to all posts by replying to the email.

The other method is by going to the Club's Google group website, which is [groups.google.com/group/sscamerclub](https://groups.google.com/group/sscamerclub)

From there, you can read discussion threads, respond to a thread, and/or start a new thread.

*Member Handbook*

You can also adjust your settings so that you only receive a daily digest of posts instead of getting each one separately by email. See the "Edit my membership" link on the right.

If you've never been a member of a listserv, this may sound a bit complicated, but it's actually fairly simple. If you have questions, please see Mark Paster at a meeting, or just email to [web@ssccphotography.org](mailto:web@ssccphotography.org). See you online!

### **SILVER SPRING CAMERA CLUB IS ON MEETUP**

Silver Spring Camera Club is on the Meetup social media platform! Meetup is an online social media tool that fosters genuine connections with Meetup members while enhancing the visibility of SSCC in the community. We joined Meetup to help advertise the many exciting activities we offer and encourage more members to join the club and participate. More sharing of knowledge and experiences will help everyone grow as photographers and make membership in the Silver Spring Camera Club more worthwhile than ever before.

Meetup is not just a social media platform similar to Facebook or Twitter. Meetup really fosters face to face meetings rather than exclusively online "friends" and "followers".

Meetup exists in 180 countries, has almost 22.5 million members among 209,000 Meetup groups, with about 4,000 of those groups about photography.

Current members of the Club are encouraged to join the Meetup group.

Go to: [www.meetup.com/Silver-SpringCamera-Club](http://www.meetup.com/Silver-SpringCamera-Club)

The advantages of joining the Meetup group are reminder emails about meetings, finding and staying in contact with other members, a place to post and enjoy looking at others' photos from field trips and finally, the possibility of finding other Meetup groups that may interest you with different topics than photography. Take a look around and join the fun!



*Doug Finstad*

## **SILVER SPRING CAMERA CLUB OFFICIAL COMPETITION RULES AND AWARDS (Revised August 2015)**

**Please Note: Due to the Pandemic, competitions for the 2021-2022 season (until further notice) will not include Print categories. Competitions will only be held for the Novice and Advanced Projected categories.**

### **I. GENERAL**

1. A competition is defined as a judging of photographs of a particular category made by entrants competing at a particular level at the regularly scheduled SSCC meeting for this purpose.
2. Entrants must be members in good standing of SSCC, meaning that, in accordance with the bylaws, annual dues must be paid before participating in any competition.
3. The Competition Chairman (or person acting in his / her stead) is responsible for the administration of these rules and may disqualify and remove any entry not conforming to these rules.
4. It is also the duty of the Competition Chairman to:
  - a. instruct the judge(s) in the definitions of subjects and/or techniques; and to

- b. instruct the judge(s) to reject any entry not conforming to an announced subject and/or techniques.
5. Entries for competition must be initially created with light sensitive devices such as film or digital camera, as well as scanned film, enlarger, copier, or flatbed scanner, etc. Images that were not created with a light sensitive device are not photographs and are not permitted. To encourage creativity and exploration of new technologies, there is no restriction on the amount or type of computer or darkroom manipulation performed by the entrant on an image.
6. SSCC assumes no liability for any misuse of copyright and is not responsible for any loss of or damage to any images submitted. By virtue of submitting an entry, the entrant certifies the work as not infringing on anyone else's copyright. With the permission of the photographer, SSCC

may reproduce, in printed or electronic form, all or part of the entered material free of charge for publication and/or display in media related to the promotion of the club and to effectively operate and promote its competitions.

### **II. CATEGORIES**

1. There are two categories of competition:



(1) Prints and (2) Projected Images. Each includes monochrome and color images.

2. Entries in all categories must have been created by the entrant.

### III. LEVELS

1. Each category of competition (Prints and Projected Images) has two levels: Novice and Advanced. (See Addendum A below for the Beginner Level Rules, which are technically not a part of these Official Competition Rules but, rather, an unofficial supplement to them.)
2. A member's level standing in one category has no bearing on that member's standing in any other category.
3. A member may begin competing at either level of any category and may voluntarily move to the next higher level at any time. However, a member who has entered images at a higher level may not thereafter enter at a lower level. It is the member's responsibility to ensure that his/her entries are properly recorded and entered into the correct competition level.
4. Whenever there are insufficient entries to hold a Novice competition, a Novice member may choose to enter images in the Advanced level competition for that competition without affecting his/her status at the Novice level. Any points awarded to the Novice member in that higher level competition will be tallied as Novice level points.
5. Point scores are recorded and tallied by the Competition Chairman and SSCC Historian. A Novice entrant who has accumulated 36 points in a given category over any period in SSCC monthly competitions must immediately move to the Advanced level.
6. After receiving the SSCC Master of Photography Award, a member must thereafter compete in the Advanced level in all categories. The move to the Advanced level becomes effective in the club year following the year in which the 200 points total is achieved.

### IV PREPARATION OF COMPETITION ENTRIES

1. For prints (at Novice and Advanced levels), printing must be done by, or under the direction

of, the entrant. For film, initial processing of negatives or alternative media may be done by the entrant or a commercial imaging service. All subsequent custom techniques, including image retouching or manipulation, must be done by the entrant.

2. For projected images, any image editing or manipulation of digital images must be done by the entrant. Images captured on film may be processed and scanned by a commercial lab. Any further steps in the production of an entry must be done under the direction of the entrant.
3. Print entries must be securely attached to either a board or a clean mat, preferably both, so that prints do not come loose. The purpose of this requirement is to effectively present the print, to provide rigidity when on display during the competition, and not to harm the prints above or below it in a stack. Prints must be of a size acceptable for the club's print viewing box (approx. 24" high); total print area may not exceed 16" x 20". A sequence of related prints, mounted on one board, will be considered as a single entry. For both levels, the combined picture area of this sequence may not exceed 16" x 20". Framing is prohibited. There are to be no hooks, substances, or protruding objects on the mount board that might scratch, mar, or otherwise damage other entries.
4. On the back of the print, the following information must be legibly included: The entrant's name and level, the title of the image, the date of the competition in which the image is being entered, and an arrow indicating the top of the print. SSCC will provide a label template so that all members can supply the required information on the back of prints in a consistent way.
5. Digital images must conform to the technical specifications provided by the Competition Chairman and published in the *Cable Release* as well as in the Member Handbook and on the [SSCC web site](#).

### V MONTHLY COMPETITIONS

1. Competition schedule: Projected Image (both color and monochrome) and Print (both color and monochrome) competitions are to be held each month during a regular club meeting,



- September through May, as decided by the Board of Directors, except that one month may be designated for other purposes.
2. Number of entries that may be submitted: The maximum number of entries a member may submit in each category is two.
  3. Minimum number of entries to hold a competition: To conduct a Novice competition, there must be at least four entries by at least three entrants. To conduct an Advanced competition, there must be a minimum of nine entries.
  4. Log-in procedure for prints at competition meetings: Prior to the competition, each entrant must ensure that his/her name and the title of each of their print entries are recorded in the appropriate competition registers as maintained by the Competition Chairman. Proper submission of digital images generates automatic registration. An Advanced level image entered into a lower level will be disqualified.
  5. Log-in time for prints at competition meeting: All prints must be logged in no later than five minutes before the starting time of the meeting. If a member is unavoidably delayed, his prints may be included in the competition at the discretion of the Competition Chairman.
  6. Number of times one image may be entered in competitions: One image may be entered in competitions no more than three times total, across all categories, across all years of membership.
  7. Re-entering a winning image in another category: No entry that has won an award in an SSCC monthly competition may be re-entered in another category.
  8. What constitutes a repeat image: Repeat images are identical or nearly identical images. (For example, with the photographer standing in one place, pictures of the same subject may be nearly identical though they will have different file or frame numbers. A previously submitted image can be transformed by cropping, rotating, etc. as to make it a different image.)
  9. Identifying repeat images: Each photographer is required to check his / her entries for repeat images, whether identical or nearly identical. However, it is up to the Competition Chairman, in conjunction with the SSCC Historian, to identify images submitted more than three times.
  10. Consequences of submitting repeat images: On the first occurrence of a member submitting an entry more than three times, the entrant is given a warning. Any subsequent submission of the image results in the loss of all points earned by that image.
  11. Awards: Ribbons are presented in each competition based on the total number of entries in each level. Awards are valued as:
    - 1st Place - 6 points
    - 2nd Place - 4 points
    - 3rd Place - 2 points
    - HM (Honorable Mention)- 1 point
  12. Number of awards given per number of entries:
    - 4-5 entries: only 1st place
    - 6-8 entries: 1st & 2nd place
    - 9-11 entries: 1st, 2nd, & 3rd place
    - 12 -14 entries: 1 HM
    - 15 – 24 entries: 2HM
    - 25 – 34 entries: 3 HM
    - 35 – 44 entries: 4 HM
    - 45 – 54 entries: 5 HM

The number of HMs awarded in each category is based on 10% of the total entries in each category rounded up from odd multiples of five. No HMs are awarded in competitions with fewer than 12 entries, no 3rd place with fewer than 9 entries, and no 2nd place with fewer than 6 entries.
  13. Competition topics: The Board of Directors may assign not more than four of the monthly competitions to a defined subject and/or technique. (The October competition is always

on the topic of Nature.) All other competitions are to be open to all subject areas (open topic). Assigned topic competitions for the following club year are scheduled at a Board Meeting in April and announced in the May *Cable Release*.

14. Annual Nature competition: The topic for all October competitions (i.e., Projected Images and Prints) must always be Nature for all levels and in all categories and held on the same meeting night. The Joyce Bayley Award is presented to the "Best of Show" as determined by the Judge. Entries must conform to the SSCC definition of the Nature topic.
15. Rescheduling competitions: If a competition is not held, for any reason, it may be rescheduled at the discretion of the President.

#### **VI BODY OF WORK COMPETITION**

1. The Board of Directors may assign not more than one projection and one print competition each year as a Body of Work competition. For these competitions, there are no level distinctions. Sets of images (intended to tell a story, make a statement, or support a theme) are presented to the Judge as a group. Individual images that have won in prior monthly or interclub competitions are eligible for inclusion as part of a set, but no image that has been entered in a prior Body of Work competition is eligible. Entry of an image into this competition as part of a set has no bearing on its eligibility for entry into monthly or interclub competitions. Makers must assign titles to each set entered, not to each individual image.
2. To conduct a Body of Work competition, there must be at least four entries by at least three entrants. No HMs are awarded in competitions with fewer than 12 entries, no 3rd place with fewer than nine entries, and no 2nd place with fewer than six entries.
3. Print Competition: Each member may enter up to two sets consisting of 3 to 5 images in the Print Body of Work competition. Images must be individually mounted. However, multiple images mounted on one board are allowed and are considered a single image.

4. Projected Image Competition: Each member may enter up to two sets, each consisting of 3 or 4 images in the Projected Image Body of Work competition.

#### **VII YEAR-END COMPETITIONS**

1. Each member may enter a maximum of five images per category in the Year-End competition.
2. Year-end competitions have the same rules as monthly competitions with respect to categories and levels.
3. All entries in Year-End competitions must have been entered in a monthly competition or as an SSCC entry in an inter-club competition during the preceding nine months.
4. No points are awarded.
5. A member who has entered in both the Novice and Advanced level of a category during the preceding year may elect to enter either the Novice or the Advanced level (but not both) for the Year-End competition. If the member enters the Advanced level, he or she may submit any entry previously entered regardless of level. However, if he or she enters the Novice level, he or she may submit only entries previously entered in the Novice level.
6. Recognition, but not ribbons or points, is determined on the following basis: 1st, 2nd, 3rd, and a variable number of HM's equal to 10% of the total entries in that competition, rounded up from odd multiples of five.
7. The Len Tuchin Award is presented to the creator of the image that, in the opinion of the Judge of the Year-End competition, is considered to be the "Best of Show."

#### **VIII PHOTOGRAPHERS OF THE YEAR AWARDS**

1. For each level within each competition category, a Photographer of the Year award is presented at the year-end banquet.
2. The awards are determined on the basis of all points earned during the club year just ended. A Photographer of the Year award may not be presented in a level/category if no member has

earned at least a total of 15 points in that level/category.

3. Point totals are calculated as follows:

a. Novice Level:

All points earned in SSCC monthly competitions in that club year, plus all points earned as an SSCC entrant in Board-approved inter-club competitions in equivalent categories, any level.

b. Advanced Level

All points earned in SSCC for the Advanced level in that club year plus all points earned as an SSCC entrant in Board-approved inter-club competitions in equivalent categories, any level.

c. If a member moves from the Novice level to Advanced during a club year

All points earned at the Advanced level and one half of all points earned in the Novice level of the same category in that club year, plus all points earned in Board-approved inter-club competitions in equivalent categories, any level. Such a member may be considered only for an advanced photographer of the year award.

4. In the event of a tie for a Photographer of the Year, the winners are determined as follows:

First tie-breaker: the most 1st place awards

Second tie-breaker: the most 2nd place awards

Third tie-breaker: the most 3rd place awards

Fourth tie breaker: the most honorable mention awards

If a tie remains, there are co-winners.

5. Inter-Club awards earn points toward an SSCC Photographer of the Year award as follows:

1st place – 7 points

2nd place – 5 points

3rd place – 3 points

HM – 2 points

6. In any competition where the HM awards exceed 10% of the total competition entries, an HM only earns one point. Entries accepted for club representation in competitions in which SSCC conducts preliminary qualification judging receive one acceptance point each. Acceptance points are separate from, and in addition to, any points that may be earned in the interclub competition.

**IX PHOTOGRAPHIC EXCELLENCE AWARDS ON BASIS OF POINTS EARNED**

1. SSCC Star Merit Award: For each 35 points scored in monthly club and inter-club competitions, total accumulation in all levels and categories over any period of time while a member in good standing of SSCC, a member is awarded a Star Merit Award. Stars are awarded up to a maximum of five (for a 175 point accumulation).
2. SSCC Master of Photography Award: Upon accumulating 200 total points in the SSCC Star Award System, an SSCC member is awarded an SSCC Master of Photography plaque.
3. SSCC Grand Master of Photography Award: Upon accumulating 400 total points in the SSCC Star Award System, a member is awarded the SSCC Grand Master of Photography plaque.
4. SSCC Hall of Fame Award: Upon accumulating 800 total points in the SSCC Star Award System, a member is awarded the SSCC Hall of Fame plaque. The Competition Chairman and/or the Historian must maintain records necessary for the administration of Photographic Excellence awards.

**X SERVICE AWARD**

A Service Award may be awarded to the SSCC member who the Executive Council determines has made outstanding contributions to further the interests of the Club and its membership. The Executive Council makes this determination by secret ballot no earlier than May 1st of the award year. The member must receive a majority of the votes cast; if no majority is reached, there may be up to two additional ballots in an effort to achieve one. If no majority is

reached after the third ballot, there is be no  
award for that year.

"SSCC Comp Rules" (07/00)

Revised (04/02) Revised (04/03)

Revised (09/2004) Revised (04/2007)

Revised (08/08) Revised (08/09)

Revised (08/14) Revised (07/15)

### Addendum A to the Competition Rules: Beginner Level Rules

Members who have never been awarded points in a Novice or Advanced level competition but would like to have their images critiqued by competition judges may enter them in the Beginner level, as follows:

- A member may enter up to two Beginner images per category (Prints and Projected).
- Beginner submissions shall conform to the requirements contained in the "Preparation of Competition Entries" section of the Competition Rules. ("Beginner" should be used in the identifying information for each image in place of "Novice" or "Advanced.").
- Beginner entries will be critiqued by the competition judge, as if they were entered in the Novice or Advanced competitions.
- If more than two Beginner images are entered in a category at a competition, the judge will select two Beginner images for Honorable Mention, but no club competition points will be awarded.
- Members who enter images in the Beginner level may join the Novice or Advanced levels at any subsequent competition. Entry in a Beginner level competition is not a prerequisite to joining the Novice or Advanced levels directly, as per Competition Rules.
- Although Competition Rules limit the number of times an image may be entered in Novice or Advanced competitions, an entry made at the Beginner level will not count against those limits.



*Kim Keller*



## WHY COMPETE? A VISUAL MEDITATION

Dave Mullen

Every Sunday the Washington Post Magazine has a visual puzzle in which the reader is invited to examine two photographs and find the 12 differences between the two. Much like reading our children "Where's Waldo?" books, this exercise in visual acuity can be fun, or frustrating. I now invite you to find the differences between the two photographs in this article:

Study them hard and see if you can find the differences. Having a tough time?



Well, the two judges who looked at this photograph had no trouble distinguishing between them... the photograph on the left was tossed during the first round of competition, while the photograph on the right won a First Place ribbon. The difference? The person looking at the photograph!

All this is by way of encouraging every SSCC photographer to enter competitions and not to get discouraged. This is far from my only image to be battered by one judge, only to be admired by another. Your own reaction to photographs in the *Cable Release* newsletters will tell you all you need to know... "I like that one, I don't think much of this one."

Our friends and relatives always *love* our work. The value for me in competition is not in the winning of ribbons but in the feedback from judges.

Yes, we may need a thick skin some months, but listen to the judge and consider her or his comments.

These are not pronouncements from the gods on high but are the reaction of a fresh set of eyes upon our work. The comments by a judge may cause us to tweak or completely reinterpret our photograph, or we may decide that we don't think much of what the judge had to say but like the photograph just the way it is. In either case, our eyes will have become a bit more discriminating and thoughtful in both the shooting and processing of our work.

I always leave Competition Nights having thought more carefully about my work, whether or not I have a ribbon to show for my efforts. Isn't that one of the reasons we joined SSCC?



# A COMMON SENSE GUIDE TO PHOTO COMPETITION

*PSA Journal*, May, 1991 by Marty  
Feins

*Why* do we enter photographs in competitions? Are we looking for awards, recognition and the excitement of being a winner? If you answered yes to any of the above questions, you are missing the whole purpose as to why your club sets up competitions and judging.

The purpose of a competition is primarily to see if your photography is improving, to learn how the judge thinks you can improve your particular photograph and to observe and learn from the comments he or she gives fellow photographers in the competition. Remember, a competition is primarily a learning experience.

Good photography is not too hard to achieve, great photography, however, takes a lot more effort. If you want to be a great photographer, you must ask yourself, "Am I willing to really work at it and learn how to take better pictures?" If your answer is "yes" then there is no better time to start learning how to take a better picture than right now. You should understand something very important, when you submit a photograph to a judging: you are saying to the judge essentially, "this is my best; I can do no better." Is this a truism, though? It is not if you honestly believe it can be improved. Yes, it is nice to win awards and to gain recognition for your work, but is it not nicer to improve?

When your print is critiqued, try to remake, crop, tint or redo your photograph in the style suggested by the judge. After you have accomplished this compare both photographs and see if you have had a learning experience. If you have, then competition is for you. It is not even necessary to wait for a judging competition. Aren't there already members in your own club whom you respect for their knowledge and ability? Take advantage of their wisdom. You would be surprised how quickly they would offer you help and guidance and gladly share their skills.

Here are some things to look for in your photographic entries. First of all, show **Impact**. Grab

the viewer's attention, stop her, make her go "ahh", and make every effort to avoid distracting elements which are in front, to the side, or behind the main subject.

Next, use **Creativity**. Make the viewer think and make him wonder how you achieved your photographic image. Remember, photography is a recognized art, be an artist and **Use Artistic Ability**. Show good use of balance, composition, color, cropping, and logical use of space. Use the full scale of the film to achieve the proper contrast. If you send your prints to a commercial lab, use a good one; one which will crop and give your print the color effect you want. Make the lab technician redo your print until it is done the way you would like it if you were printing it. Poor print quality from a lab is no excuse to a judge. It will cost you points.

Know your picture's **Center of Interest**. Find an eye-catching point, then lead the viewer's eye throughout the picture, hold her attention and exclude any lines that might lead the viewer's eye out of the photograph.

**Lighting**, whether natural or manmade, should look realistic. Avoid the snapshot camera flash look. Make light work for you. Use reflectors. Even a handheld newspaper can fill in shadow details.

Know and make good use of **State of the Art Techniques**. Tools like the montage, sandwich, dyes or pencil or whatever other skills you have mastered can greatly improve your picture. However, use these techniques discreetly. Use them only if they help the photograph, not just to show you know how to do them. Also make the viewer wonder how you achieved your photo image.

Your choice of **Subject Matter** should be appealing, arouse emotion and set a mood. Your subject should be shown to its greatest advantage, with nothing to disconcert the feeling you want. Your picture should also **Make a Statement**. It should tell a story, give a message or make the viewer think "propaganda".

Last, but not least: **Presentation**. Use proper mounting, clean cut masks, and the proper type of mounting board. Use step-off mounting on prints, judicious use of spotting and print correction, clean

boards and so on. Use good judgment and be proud poorly in presentation of your work will cost you points. A great photograph presented carelessly will cost you. Remember photography is a recognized art - be an artist.

When photographing for assignment competitions study the competition's idea thoroughly. In photographing **People Portraits** if the subject is a portrait (a person), they should be either pleasant to look at (photogenic) or unusually interesting (character study). If the subject is of an active sport, the subject must be doing his or her sport activity. When photographing **Animals**, use nice looking healthy animals, (creatures, bugs, etc.), but have them doing more than just looking at the camera. As for capturing **Abstracts** on film, use strong designs, patterns, textures, have a definite point of interest and keep the viewer's eyes into the photograph.

All of the above, however, should just be considered suggestions. Use *your* imagination, look and listen, but most of all work at it and make your next entry a "10."

of what you do by your efforts. Everything you do



*Kate Woodward*

## **“NOVICE” & “ADVANCED”: TWO DIFFERENT MEANINGS**

Participants in SSCC competitions enter at either the novice or advanced level. However, each of these level designations carries two unrelated meanings.

“Novice” means a person who is relatively new to photography or who may be relatively inexperienced with certain kinds of photography equipment. But within SSCC, “novice” also means a member who has only earned up to 36 points cumulatively in the monthly members’ competitions. Such a person may already have considerable experience in photography, but perhaps he or she doesn’t enter competitions often enough to earn points at a faster rate.

New and even existing members whose experience and ability would make them feel comfortable competing at the advanced level are encouraged to do so. Just speak to the competition chairman to have your name placed on the advanced roster. Remember, though, once you move up and compete at the advanced level, you can’t go back to novice!

The “advanced” designation likewise has two meanings. It can represent a member who has earned 37 or more points in either the projected or prints competitions. But it can also be a member, regardless of points, who might be a retired pro or who has long experience as a serious amateur.

New members, joining SSCC for the first time, may want to talk to the competition chairman to determine the right level for them to enter competitions.

The bottom line here is that both levels have a range of proficiencies. The ribbons and points shouldn’t be the central focus of competitions. What really matters is the enjoyment of doing photography, of learning and improving, and of sharing these experiences in a community of like-minded folks.



*Beth Koller*



## FREQUENTLY ASKED QUESTIONS ABOUT THE RULES

Members are invited to email any questions about the rules to the *Cable Release* editor ([cablereleaseeditor@ssccphotography.org](mailto:cablereleaseeditor@ssccphotography.org)), who will forward them to the "Rules Guy." Questions and answers appear in the newsletter for the edification of all members. Here are the questions that were asked last year.

**Dear Rules Guy,**

I took this lovely snapshot at the zoo. I showed it to one of my fellow club members and I told him I'd like it to be more dramatic and in black and white. He opened it in Photoshop and came up with the second version, of which I approve. *Can I enter this photo in an SSCC competition?*

New Member

**Dear New Member,**

Please have your friend contact Michael Koren about volunteering to teach Photoshop techniques at a future "Education Night." I'm sure many club members would be interested in learning how the changes were made. However, the new version **cannot** be entered in an SSCC competition.

"*Silver Spring Camera Club Competition Rules and Awards (August 2014)*" clearly state, "any image editing or manipulation of digital images must be done by the entrant." That includes images shot on film and later scanned.

Rules Guy

=====

**Dear Rules Guy,**

I'm a new member of the club and really enjoy the speakers and competitions. *I can't resist commenting aloud (sometimes, to no one in particular) in reaction to funny, unusual or particularly outstanding images.* To me, that seems

like a normal/natural reaction. Longtime members, even club officers, comment sometimes. What can we do to stop whoever the "old grouch" is who frequently tries to "shhh" everyone? He/she even does that after the judge asks a question. Why can't we simply enjoy the photography without being hassled to keep quiet?

Rowdy

**Dear Rowdy,**

That is an understandable question from someone unfamiliar with the etiquette of photo contests. Even the most conscientious judges are human and, therefore, vulnerable to outside influences, no matter how subtle. The club's goal is to eliminate as many "outside" stimuli, both physical (sight and sound) and psychological, as possible. That's why we aren't allowed to even answer a judge's questions.

That even means that a competitor should refrain from discussing his/her entries with the judge until judging of ALL categories is completed. Experienced photographers (i.e. judges) can often see subtle similarities/traits in other photographers' work; sometimes in very different images. That subtle, subconscious influence might tilt the "level playing field." Sometimes, even "old grouches" have valid intentions!

The Rules Guy

=====

**Dear Rules Guy,**

All this talk about *how many times a print has been entered* into competition, whether it has won, how many *points* I've earned, etc. is bewildering. My memory isn't what it used to be. I simply can't remember all that stuff.

Where are my glasses?

**Dear Glasses,**

Nobody's memory is what it used to be, especially the Rules Guy's! That's why record keeping is important. Your records don't need to be elaborate; a simple list in a notebook, a Word document, a spreadsheet, whatever . . . anything that works for you.

If you need a summary of your previous entries, contact Norm Bernache, the club Historian. He maintains a database of all competition entries. He will provide your data as a report or, if you prefer, in a spreadsheet format.

I should also point out that experienced photographers need not wait until 36 points have been earned in a category before moving up to Advanced. In fact, they are encouraged to voluntarily move to Advanced, in the spirit of fair competition.

Rules Guy

=====

**Dear Rules Guy's Buddy,**

I keep hearing about the "rules," but I've never seen them. Who has them and how can I see them for myself?

Doubting Thomas

**Dear Tom,**

You can, and should, see the rules for yourself. If every member took twenty minutes to familiarize themselves with the competition rules then there would be far less frustration on Competition Night. The rules are available to all members, and to the general public, on the club website under "[Key Documents](#)."

So, what's in these rules that I should know?

You should know, or at least be familiar with, everything in the rules. For example, one question that often comes up is who can manipulate and print an image. The rules are pretty clear about this...

*Section I. General... Item 5... To encourage creativity and exploration of new technologies, there is no restriction on the amount or type of computer or darkroom manipulation performed by the entrant on an image.*

*And in Section II. Categories, Items 1 and 2... For prints (at Novice and Advanced levels), printing must be done by, or under the direction of, the entrant. For film, initial processing of negatives or alternative media may be done by the entrant or a commercial imaging service. All subsequent custom techniques, including image retouching or manipulation, must be done by the entrant.*

For projected images, any image editing or manipulation of digital images must be done by the entrant. Images captured on film may be processed and scanned by a commercial lab. *Any further steps in the production of an entry must be done under the direction of the entrant.*

Pretty clear, isn't it? The entrant must have done all the work on the photograph prior to it being printed. You can't have someone else "touch it up" when they print it, as that clearly violates the rules, which state that all manipulation and retouching must be done by the entrant.

Rules Guy

## DIGITAL PROJECTION SUBMISSIONS

The requirements for submitting images for digital projection are:

### Submission Deadline

- Midnight 1-week before competition (SSCC's Speaker meeting night)
  - Send submissions to [competition@ssccphotography.org](mailto:competition@ssccphotography.org)
  - Images (per member per competition): maximum of 2
- File Format: JPEG
- File Size: 1000 KB (max)
- File Name: **Level ~Maker's Name~Image Title.jpg**
  - Example: Advanced~Tom Jones~Washington Landscape.jpg
  - The tilde “~” character separates the 3 sub-fields of the file name
  - **Level** – “Novice” or “Advanced” (capitalization not required)
  - **Maker's Name** – spaces allowed
  - Please use the same name throughout the year to aid record keeping.
  - **Image Title** – spaces allowed

DO NOT embed commas (,) or tilde (~) in any of the File Name sub-fields.

The “**File Name**” requirements are very important for running the competition. Please be careful when entering this information. Nonconforming filenames make it very difficult to track your entry. Use a tilde (~), NOT a dash (-) to separate the subfields (**Level~Maker's Name~Image Title**) of the filename. The Competition Chair will not make changes to the filenames after submission, so please check them carefully before submitting.

The computer and software will automatically rescale your image for projection, but if you want to exert full control over how the image is displayed, you should consider resizing and sharpening the image (maximum of **1920 pixels wide** and **1440 pixels high**) yourself.

Be sure to follow file size requirements – these are *solved for you* in the following two articles by David Terao. The first link is for PC users, and the second is for Mac users:

[CHANGING THE FILE SIZE & FILE NAME FOR SSCC COMPETITIONS – PC VERSION](#)

[CHANGING THE FILE SIZE & FILE NAME FOR SSCC COMPETITIONS – MAC VERSION](#)

The maximum file size of **1000KB** is to limit the demands on computer memory and speed the presentation.

The computer we use for competition night will automatically add black bars at the side of the photo based on the photo's aspect ratio. If for artistic reasons you wish your image to be presented at a size smaller than screen's full height or width, then you must size your image and position it within a **1920 pixels wide x 1440 pixels high black** background image (canvas size in Photoshop).

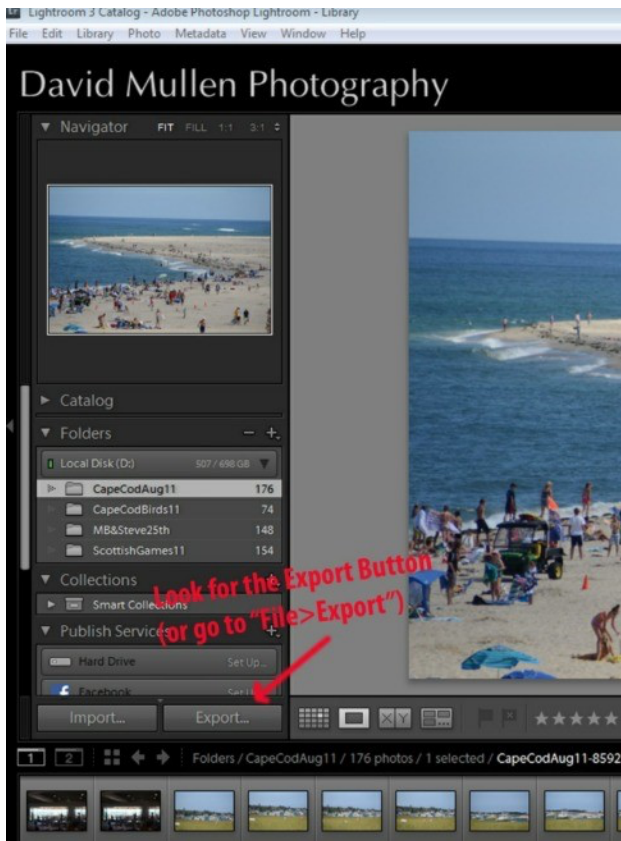
Questions: Larry Gold at [competition@ssccphotography.org](mailto:competition@ssccphotography.org)

### PRINT IMAGE ENTRY GUIDELINES

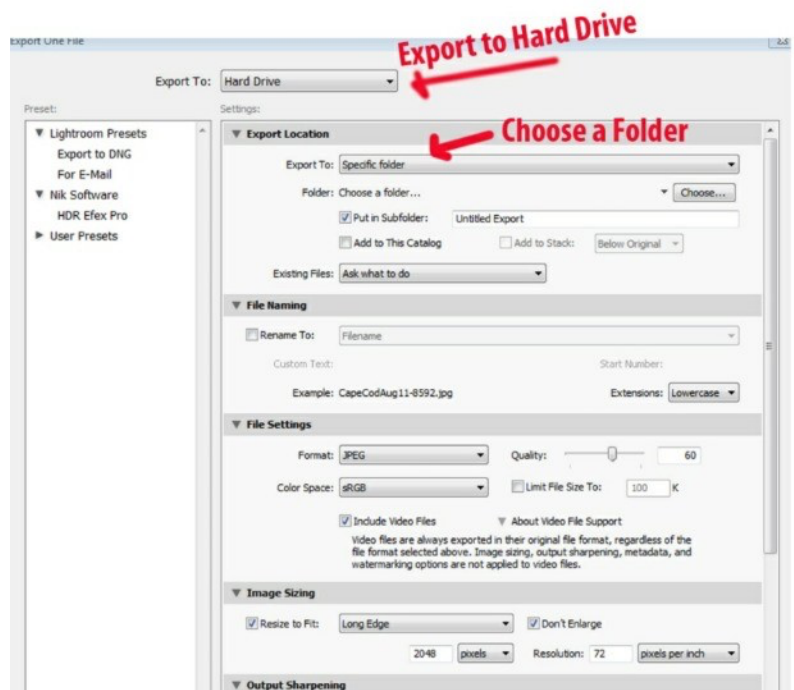
More info on the back of prints is required. In addition to the old requirement (name, title, and an arrow indicating the top of the print), you must also include your level and the date of the competition. The template provided on the SSCC website at [http://www.sccphotography.org/wpcontent/uploads/2014/08/SSCC\\_competition-label-814b.pdf](http://www.sccphotography.org/wpcontent/uploads/2014/08/SSCC_competition-label-814b.pdf).

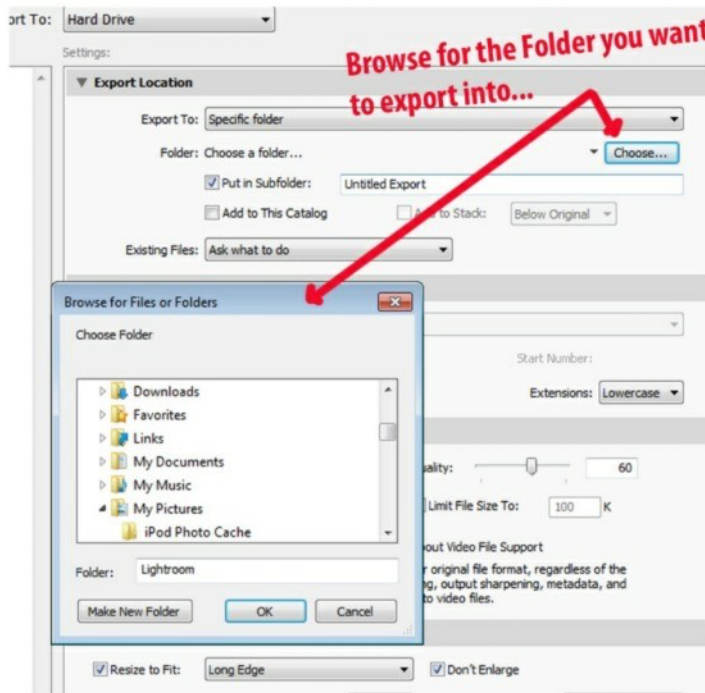
## USING LIGHTROOM TO EXPORT IMAGES FOR DIGITAL COMPETITION - Dave Mullen

In the “Library” module of Lightroom, choose a photo and click on the “Export” button in the lower left section of the screen.



In the Export Dialogue Box, choose “Export to Hard Drive” and choose the folder into which you wish to export your photograph.





You may have to Browse around a bit to find the folder into which you wish to export, or you may create a new folder.

Lots to do here! You've picked the folder, and maybe created a subfolder.

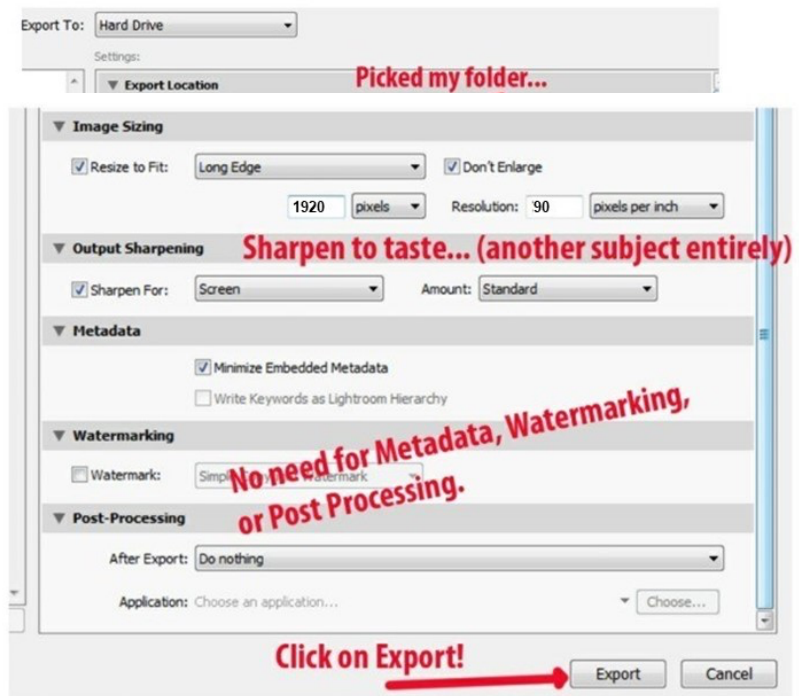
You've renamed for competition as per the specs for Digital Competition. (Level~Name~Title)

You've fixed the format (JPG), the color space (sRGB), and the file size (1000 KB).

And you've sized the photograph according to the specs (1920 pixels maximum width if landscape orientation, 1440 pixels maximum height if portrait orientation). While we often work at and print at 300 pixels per inch, 90 pixels per inch is all that our current projector shows, so having a higher resolution just increases JPG compression and wastes space.

Then the final touches... sharpening, metadata, etc.

Click on Export. Find the file in the folder into which you exported, attach it to an





email with the subject line as per the specs, and send it to [competition@ssccphotography.org](mailto:competition@ssccphotography.org).

## SIZING IMAGES FOR DIGITAL COMPETITION IN PHOTOSHOP Jim Rogers

This Photoshop procedure will create properly sized copies in JPG format, with the correct color profile, to meet SSCC's digital competition specifications. **Copies** will be created for **all** images processed, thus the original image format (PSD, TIF, or JPG) does not matter.

After you've finished all modifications/manipulations in Photoshop, proceed as follows:

- A. **Place** ALL competition files to be resized in a separate folder – file type (psd, jpg, tiff) doesn't matter.
- B. Click **"File"** in Photoshop menu (upper left) and

Select **"Scripts"** and then

**"Image Processor."** C. In the **Image Processor** drop-down menu, under the four sections:

1. Click "Select Folder" and choose your competition files folder;
2. Select a location for your processed images or select "Save in Same Location\*" button;
3. In "File Type" – Select all three check boxes:

- **Save as JPEG** and choose a Quality (e.g. 12);

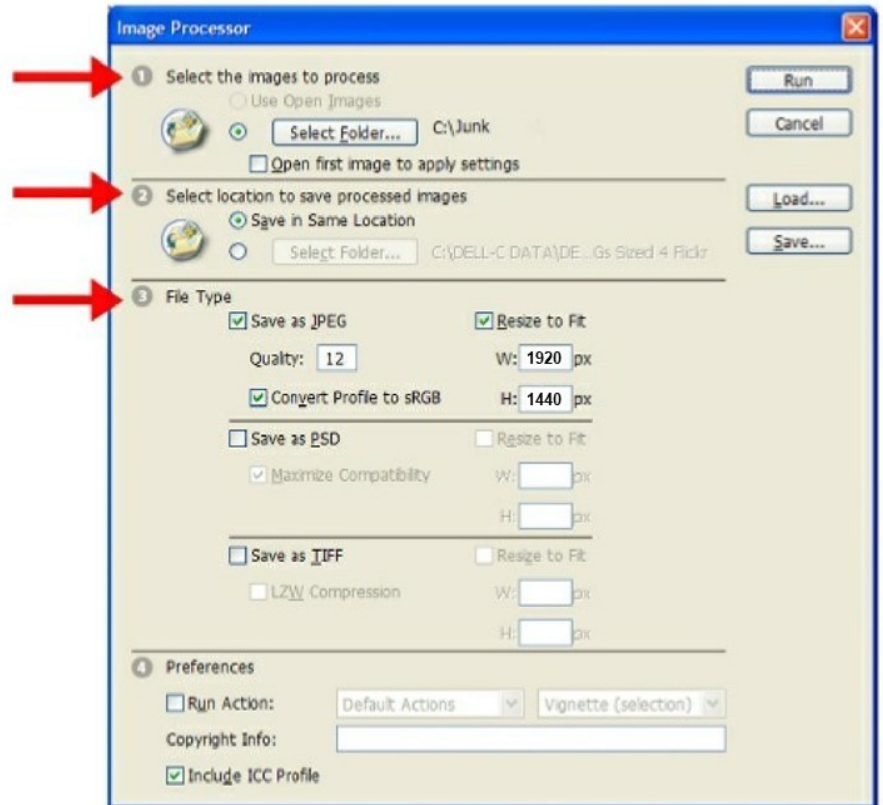
- **Convert Profile to sRGB**; and

- **Resize to Fit**: and key in W=1920, H=1440

4. Select: **Include ICC Profile**

\* "Save in Same Location" creates a folder (named JPG) in the folder containing the images being processed.

Be sure that in "File Type" you've set JPEG, Quality 12, sRGB, W=1920, H=1440



I *always* put all the images to be sized into the same folder and select "Save in Same Location". This creates a folder (named JPG) in the folder containing the images being processed, making organization much easier.

I also use this method to create smaller files (which speeds processing) to use as I'm working on digital slide shows using *ProShow Gold*. It should work well whenever you need smaller files.

## INDEX OF ARTICLES: OCTOBER 2005-MAY 2015 Articles after

September 2012 available at [scccphotography.org](http://scccphotography.org)

### Competition

Ethics and the Digital Slide	Nov. 2005, p. 3
Common Sense Guide to Competition, Marty Feins	Mar. 2006, p. 10
On the Importance of Matting, Joe Miller	Apr. 2006, p. 3
12 Elements of a Merit Print, PPA	Jan. 2007, p. 10
Thoughts on Photography Competition, Bill Rau	Nov. 2007, p. 9
Rules-Friend or Foe?, Joseph Miller	Nov. 2007, p.9
Shooting from the Heart, Pete Manzelli	Feb. 2008, p. 2
Words You Hear Before a Judge Zaps a Photo	Feb. 2008, p. 8
More Q&A on Framing, Kay Tani-Olu	Nov. 2008, p. 5
Framing and Matting Q&A, Kay Tani-Olu	Dec. 2008, p. 6
Sizing Images for Digital Competition in Photoshop	Sep. 2009, p. 24
Koren's Komments: C'mon Man	Jan. 2011, p. 3
Export Images for Competition in Lightroom, Dave Mullen	Sept. 2011, p. 24
Competition: A Visual Meditation, Dave Mullen	Oct. 2011, p. 8
Dealing With Criticism	Dec. 2011, p. 22
On Competition Night, Michael Lux	Feb. 2014, p. 23

### Technique and Instruction

Quiet That Trigger Finger, Mike Lux	Jan. 2006, p. 5
Flash Sync Failure Resolved, Stan Klem	Jan. 2006, p. 7
Profiling Your Color Monitor, Bob Peters	Feb. 2006, p.9
Podcasts, Michael Smith	Sep. 2006, p. 10
Lifespan of a Photo Disk Archive, Bob Peters	Feb. 2007, p. 10
Visual Design, Joe Miller	Sept. 2007, p. 9
Darkroom Memories, Carl Brandt	Dec. 2007, p. 9
How to Create a Vanity Website, Dave Mullen	Jan. 2008, p. 10
Digital Slide Show Tips, Craig Callan	Nov. 2008, p. 8
Anatomy of an Image, Carl Brandt	May 2009, p. 6
Become a Control Freak: Nikon Flash, Craig Callan	Summer 2009, p. 6
Copyright: Protecting Our Images, Dave Mullen	Summer 2009, p. 15
Advice on Framing Your Pictures, Kay Tani-Olu	Sep. 2009, p. 5
Shooting Basketball, Dave Mullen	Jan. 2010, p. 14
Photographic Reminiscing, What's New? Charles W. Bowers	Oct. 2010, p. 18
Tilt/Shift: Shooting Architecture, Coriolana Simon	Jan. 2011, p. 6
Live View Preview Review, Bill Rau	Jan. 2011, p. 10
Finding a Voice in Macro, Coriolana Simon	Apr. 2011, p. 12
Crepuscular Light, Beth Koller	Apr. 2011, p. 22
Don't Fear the "P", Charles W. Bowers	Nov. 2011, p. 12
Printing Workshop Overview, Dave Mullen	Nov. 2011, p. 14
How to Wrestle an HP Printer, Charles W. Bowers	Dec. 2011, p. 14
Maximum Depth of Field, Charles W. Bowers	Jan. 2012, p. 14
Creating Mystery, Mary Louise Ravese	Mar. 2012, p. 18
Capturing Music Through the Lens, Sheryl Adams	Apr. 2012, p. 12
Shooting Himalayan Blue Poppies, MyPhuong Nguyen	Apr. 2012, p. 24
The Difference Between Close Up and Macro, Dave Mullen	Apr. 2012, p. 26

Scanner Photography, Janet Matthews	May 2012, p. 8
Becoming a Better Printmaker, Mike Johnston	Jun. 2012, p. 12
Non-Photographic Technique for Composition, Coco Simon	Feb. 2014, p. 18
Capturing the Season, Ted Ringger	Feb. 2014, p. 10
Chase Away Cabin Fever, Coco Simon	Mar. 2014, p. 10
Look Behind You, Ted Ringger	Mar. 2014, p. 12
Diffusion Dome vs Softbox, Bob Peters	Mar. 2014, p. 13
Holga Black and White Darkroom Workshop, Karen Carkhuff	Sep. 2014, p. 17
Learning to See in a New Way, Doug Wolters	Oct. 2014, p. 15
Outdoor Portraiture Workshop Review, Shy Shorer	Nov. 2014, p. 14
Capital Area Photography - A Review of Two Classes, Patrick Stuart	Nov. 2014, p. 16

### **Exhibits and Photographers**

Gordon Parks and the FSA Collection	Apr. 2006, p. 1
A. Aubrey Bodine	Apr. 2006, p. 10
Historic Photos at the National Archives, Bill Rau	Mar. 2007, p. 8
O. Winston Link Museum, Jeff Kendrick	Apr. 2008, p. 9
Early Images of the Western US, Bill Rau	May 2010, p. 18
Herman Leonard	Oct. 2010, p. 12
Why & How Tips for Starting, Coco Simon	Nov. 2013, p. 17

### **Reflections on Photography**

Doubtful Reflections, Charles Bowers	Feb. 2006, p. 1
What's In Your Pond? , Pete Manzelli	Dec. 2006, p. 9
Confessions of a Shutterbug, Mike Lux	Dec. 2006, p. 10
Competent or Good?, Joe Miller	Sept. 2007, p. 9
What Qualifies as Art, Pete Manzelli	Oct. 2007, p. 8
How Do I Know It's Art?, Steve Passman	Feb. 2008, p. 8
A Lens Is Like an Eye Focusing on Emotions, Pat Bress	Mar. 2008, p. 5
New Year's Thoughts on Photography, Norman Maynard	Jan. 2010, p. 6
Photography: Why We Love It, Steve Gottlieb	Sep. 2010, p. 18
A Lesson in Patience, Patrick Stuart	Nov. 2013, p. 18
RAW vs JPEG, Joe Coughlin	Dec. 2013, p. 23
What's Happening to the Camera Industry, Patrick Stuart	Apr. 2014, p. 14
What Happens When You Change the Camera ISO Setting, Bob Peters	Mar. 2015, p. 23

### **Photoshop and Other Software**

Shadow/Highlight Voodoo, Pete Manzelli	Oct. 2005, p. 4
Photoshop Calculations, You Do the Math	Dec. 2007, p. 9
Get Your Life Back: Capture NX, Bob Peters	Dec. 2007 p. 10
A Vertical Perspective, Charles W. Bowers	May 2009, p. 12
RAW Frustration!, George DeBuchananne	Apr. 2010, p. 9

### **Travel and Subjects**

Potential "Body of Work" Themes	Mar. 2006, p. 9
Invermere, British Columbia, Jill Unger	Sep. 2006, p. 1
Covered Bridges, Bill Rau	Nov. 2006, p. 9
Looking for Brandenburg's "Lone Tree", Bill Rau	Nov. 2006, p. 10
Photography at Scotts Run, Bill Rau	Jan. 2007, p. 8
National Wildlife Refuge, Bill Rau	Apr. 2007, p. 10


Barns & Noble, Bill Rau	May 2007, p. 8
Brunswick, MD, Dave Mullen	Apr. 2009, p. 6
Cape Cod, MA, Dave Mullen	May 2009, p. 7
Newfoundland Adventures, Bill Rau	Sep. 2009, p. 6
Assateague Island, Bob Peters	Sep. 2009, p. 7
Philadelphia and Cape Cod, Dave Mullen	Sep. 2009, p. 8
Hot Air Ballooning, Arlene Gmitter, and Elisa Frumento	Sep. 2009, p. 9
Excitement at the J Bar W Ranch, Charlie Bowers	Sep. 2009, p. 10
Ride Across Maryland, Michael Koren	Sep. 2009, p. 11
Missing Glen Echo, Bill Rau	Oct. 2009, p. 9
Eastern State Penitentiary, Craig Callan	Nov. 2009, p. 13
The Dead Presidents Quest, Ted Ringger	Mar. 2010, p. 5
A Maine Invitation, Sandy Littlejohn	May 2010, p. 22
Sailing the Chesapeake, Aram Nersesian	May 2010, p. 22
The Lighthouse Project, Steve Crist	Sep. 2010, p. 9
Blue Angels Air Show, Martha Cain-Grady and Elisa Frumento	Sep. 2010, p. 10
Morocco, and Closer to Home, Scott Shoreman	Sep. 2010, p. 11
Our South American Adventure, Stan Klem	Sep. 2010, p. 12
Lions and Tigers and Bears, Oh My! Jim Auerbach	Oct. 2010, p. 8
Pentagon September 11 Memorial, Carl Brandt	Oct. 2010, p. 29
Covered Bridges, An Encore, Coriolana Simon	Nov. 2010, p. 12
Ice, Coriolana Simon	Mar. 2011, p. 6
Patuxent Wildlife Refuge, Ted Ringger	Jun. 2011, p. 6
Florida Birds, Angelique Raptakis	Sep. 2011, p. 6
Sturgis, SD, Michael Koren	Sep. 2011, p. 8
West Virginia Camp, Karen Carlkuff	Sep. 2011, p. 10
Europe, Carl Brandt	Sep. 2011, p. 12
Maine Lighthouse, Bill Rau	Sep. 2011, p. 13
Colorado and Alaska, Steve Crist	Sep. 2011, p. 16
Toronto Travelogue, Coriolana Simon and Doug Wolters	Oct. 2011, p. 16
Iceland, Charles W. Bowers	Oct. 2011, p. 22
Walking Tours of Montreal, Simon and Wolters	Nov. 2011, p. 20
Gargoyles, Sacred and Secular, Simon and Wolters	Dec. 2011, p. 20
Shooting at Laurel Park, Dave Mullen	Jan. 2012, p. 8
Architecture in Montreal and Toronto, Simon and Wolters	Feb. 2012, p. 12
Historical Buildings: Toronto & Montreal, Simon and Wolters	Mar. 2012, p. 22
Churches of Toronto and Montreal, Simon and Wolters	Apr. 2012, p. 18
Summer 2013 – The Capitol Quest Continues, Ted Ringger	Sep. 2013, p. 21
Cape May County Zoo, Laurel Sharf	Sep. 2013, p. 23
My Summer Vacation – iPhoneography, Michael Koren	Oct. 2013, p. 15
A Summer of Cellos at Bryn Mawr, Doug Wolters	Oct. 2013, p. 15
Summer in Maine, Ellen McCloskey	Oct. 2013, p. 17
Iceland Twice: 2007 and 2012	Dec. 2013, p. 15
Toronto's Royal Ontario Museum	Dec. 2013, p. 18
Balloon Ride over Amish Country	Dec. 2013, p. 21
The Ice, Myphuong Nguyen	Jan. 2014, p. 19
A Dream Come True, Ron Freudenheim	Apr. 2014, p. 11



Kauai Landscapes and Seascapes, Michael Lux	May 2014, p. 12
Time Travel, Coriolana Simon	Oct. 2014, p. 17
A Sicilian Easter, Michael Lux	Mar. 2015, p. 18
Bird Photography in Florida, David Terao	Mar. 2015, p. 21
Birds of Prey at the Carrie Murray Nature Center, David Terao	May 2015, p. 12

**Book and Gear Reviews**

Legal Handbook for Photographers	Mar. 2006, p. 11
Complete Guide to HDR, Craig Callan	Apr. 2009, p. 5
Annie Leibovitz At Work, Dave Mullen	Mar. 2010, p. 13
Photographing Washington DC, Doug Wolters	Apr. 2011, p. 9
Requiem: Photographers Who Died in Indochina, Ted Ringger	Nov. 2011, p. 8
Photography and the Art of Seeing, Bill Rau	Apr. 2012, p. 28
Practice of Contemplative Photography, Patrick Stuart	Dec. 2013, p. 24
Gear Review: Peak Design Leash and Cuff, Patrick Stuart	Feb. 2014, p. 24
Want to Try a Super-Tele Lens, Interview with f8 Rentals	Nov. 2014, p. 11
Olympus OM-D E-M5 Field Test, David Blass	Feb. 2015, p. 11
Cold Weather Photo Glove Review, Patrick Stuart	Feb. 2015, p. 13
Lightscoop: Handy Addition to Your Gear, Coriolana Simon	Feb. 2015, p. 14
The Perfect Backpack?, Patrick Stuart	May 2015, p. 14



*Wendy Kates*

# SSCC CONSTITUTION AND BY-LAWS

Adopted May 7, 1992

## Article I - NAME

The name of the Club shall be Silver Spring Camera Club, hereinafter referred to as the Club.

## Article II - CLUB EMBLEM

Section I. The Club emblem shall be an acorn whose design follows that of the Springhouse at the original Silver Spring.

## Article - III PURPOSE

The Club is a non-profit organization. Its purpose is to encourage members to increase their knowledge, skills and enjoyment of photography by holding meetings, classes, lectures and demonstrations of the various phases of photography; and conducting photographic competitions, workshops and other photography related activities.

## Article IV - MEMBERSHIP

Membership shall be open to all persons, except that membership shall be denied to applicants whose association with the Club could jeopardize the well-being of the membership or integrity of the Club as determined by the Board.

## Article V - OFFICERS

Section 1. The Officers of the Club shall be as follows:

- A. President – shall be the presiding officer at official Club meetings and direct the affairs of the Club.
- B. Vice-President – shall stand in for the President as required and carry out such responsibilities as the President directs.
- C. Secretary – shall record minutes of Board meetings and process Club correspondence as required by the President and/or Vice President
- D. Treasurer – shall maintain the financial records of the Club, chair the Finance Committee and maintain the Master Roster of paid up members.

Section 2. All Officers shall be elected from the membership of the Club for a period of 1 year or

until their successors are elected. The period shall coincide with the fiscal year of the Club.

## Article VI - EXECUTIVE COUNCIL

Section I. The Executive Council shall consist of the Officers and Directors of the Club.

Section 2. There shall be three Directors serving staggered 3-year terms. One Director shall be elected for a 3-year term at each regular election. In the event of a vacancy, the successor Director shall serve out the remainder of the vacated term.

Section 3. If a matter arises which requires a decision before the Board of Directors can be assembled for a meeting, the President may poll the members of the Executive Council and act in accordance with the majority opinion of the Council. The President shall make an effort to contact all members of the Council, but if some are not available, the opinions of no less than five shall be included in the poll. The decision and the results of the poll shall be reported at the next meeting of the Board of Directors.

## Article VII - BOARD OF DIRECTORS

Section 1. The Board of Directors, hereinafter referred to as the Board, shall consist of the Executive Council and the chairpersons of the various committees.

Section 2. Committee chairpersons shall have a full vote in Board business. No person shall have more than one vote by reason of multiple concurrent positions on the Board. Alternate chairpersons shall be entitled to vote only when the primary chairperson is not present. Section 3. The Board shall have authority to fill vacancies in its membership, except that the Vice-President shall succeed to the Presidency in the event of a vacancy in that office. Section 4. It shall be the duty of the Board to supervise the affairs of the Club, coordinate the activities of the various committees, and approve expenditure of Club funds.

Section 5. The Board shall decide the day and hour of its meetings. Regular Board meetings shall be scheduled sufficiently in advance to allow at least 2 weeks notification to the membership.

Section 6. The President, or three members of the Board including at least one member of the

Executive Council, may call a special meeting of the Board of at least 1 week in advance of the meeting.

Section 7. All Board meetings shall be open to the general membership. Members not on the Board may speak before the Board, but shall not have a vote in its business. Section 8. Minutes of Board meetings shall be recorded by the Recording Secretary, or a member of the Club designated as an alternate. Highlights of the minutes shall be published in the *Cable Release* at the earliest opportunity.

Section 9. The Board may adopt such rules and regulations for its activities as are necessary so long as they are not contrary to this Constitution and By-Laws.

Section 10. To override the decision of the Board on a specific question, a petition signed by 15 members in good standing and presented to the President shall bring the question before the general membership at the next regular Club meeting. Approval by two-thirds of the members present at the meeting, including written proxies, shall be required to override the Board.

#### **Article VIII - MEETINGS**

Section 1. Regular Club meetings of the general membership shall be the first and third Thursday of each month, September through May. Exceptions may be made as determined necessary by the Executive Council.

Section 2. Conduct of business requiring a vote at Board and regular Club meetings shall be in accordance with Robert's Rules of Order.

#### **Article IX - QUORUM**

Section 1. A quorum for the transaction of business requiring a vote at a regular club meeting shall be one-third of the membership in good standing. The presence of a quorum may be deemed by the two members of the Executive Council.

Section 2. A quorum of the Board shall be five, one of whom must be an Officer and one of whom must be a Director.

#### **Article X - OFFICIAL PUBLICATION & WEB SITE**

Section 1. The official publication of the Club shall be a newsletter, named the *Cable Release*. The *Cable Release* shall contain all notifications of Club

business as required by this Constitution and By-Laws, plus any other Club-related items of interest to the membership.

Section 2. The *Cable Release* shall be distributed to all members in good standing on a regular basis during the Club year, plus special issues as deemed necessary by the Executive Council.

Section 3. The membership shall have the right to submit and have published in the *Cable Release*, items of Club-related interest, including qualified opinion, as long as the items are not derogatory, derisive, or otherwise contrary to the well-being of the Club. The editor of the *Cable Release* shall be required to obtain concurrence of the Executive Council prior to rejection of any submission as unfit for publication.

Section 4. The official Internet website for the Club ([SSCCPhotography.org](http://SSCCPhotography.org)) shall be noted in all official Club announcements, recruitment flyers, and each issue of the Club's official publication. The Club Web site will contain the following categories of information: Club History, By-Laws, Competition Rules and Monthly Winners, Current and Past Club Newsletters, Calendar of Club Events, Gallery of Member Photographs, Club Member Equipment for Sale, and Links to Other Sites. The President, along with Executive Council concurrence, shall clear all additional content and proposed categories. The Webmaster shall update/revise the site's content, organization, access rights, and design as requested by the Executive Council representative(s).

#### **Article XI - FISCAL YEAR**

The fiscal year of the Club shall begin July 1 of each year and extend through the following June 30.

#### **Article XII - DUES AND ASSESSMENTS**

Section 1. Membership dues shall be established by the Board. Dues shall be due and payable by the first regular Club meeting of each fiscal year.

Section 2. Any change in dues shall become effective at the beginning of the fiscal year following the Board action to effect a change. Final action shall not be taken by the Board except at a Board meeting for which the general membership has had at least 30 days prior notification. Interested members may speak on the proposed change prior to the vote at such an announced meeting. New dues and their effective date shall be published in the *Cable Release* issued immediately after adoption

and immediately prior to the first regular Club meeting of the fiscal year.

Section 3. Members who have not paid their dues by October 31st of the current fiscal year shall be dropped from membership. Such members may be reinstated upon full payment of current fiscal year dues.

Section 4. Special assessments must be approved by 2/3 of the full Board of Directors, and must be announced to the general membership in the *Cable Release* prior to the date of any such assessment.

#### **Article XIV - COMMITTEES**

Section 1. Special Committees: The President may establish special committees as required. Special committees shall continue to function until the service for which they were appointed is completed, or until discharged by the President. Their appointments shall not extend beyond the close of the fiscal year in which appointed.

A. Nominations and Elections Committee:

(1) This committee shall present a slate of candidates for Club Officers and Director(s) at the regular Club meetings in April. Following presentation of the slate, the committee shall solicit and accept nominations from the floor. Neither the slate nor floor nominations need a second; however, each candidate must state a willingness to serve.

(2) The committee shall conduct elections during the first regular Club meeting in May.

Section 2. Standing Committees: The President, with the approval of the Board, shall, when necessary, establish the following committees and appoint their respective chairpersons. The tenure of these committees shall coincide with the Club fiscal year.

A. Speaker and Judges Program Committee: Shall recruit, schedule, and submit a biography for each program speaker and competition judge.

B. Education Program Committee: Shall plan and present monthly educational meetings.

C. Finance Committee: The Treasurer shall be Chairperson. Other members shall include the Vice-President, a Director, plus at least one other Board member as appointed by the President. This committee shall prepare a proposed budget to be submitted to the President prior to the first regular Club meeting

of the fiscal year. This committee shall cause an audit of the Treasurer's books of accounts after the close of the fiscal year and present it for approval by the President. It shall be the duty of the Finance committee to oversee all expenditures, making certain that such expenditures do not exceed budget allocations. No budget allocation shall be exceeded without approval by the Executive Council.

D. Competition Committee: The Competition Secretary shall be Chairperson. This committee shall be responsible for:

(1) Conducting all intra-club competitions.

(2) Maintaining records of all inner- and inter-club competitions, including a list of members competing, entries, awards, and scoring, as outlined in the SSCC Rules of Competition and Awards.

(3) Developing rules of competition and presenting them to the Board for approval. Any change in the rules shall become effective at the beginning of the fiscal year following the Board action to effect such a change. The new rules and their effective date shall be published in the *Cable Release* issued immediately prior to the first regular Club meeting of the fiscal year.

(4) Determining eligibility of entries and briefing visiting judges on SSCC competition and judging criteria.

(5) Forwarding the results of all competitions and names of all members that move from the novice to the advanced class to the *Cable Release* editor for publication and to the Archives Committee.

E. Field Trip Committee: This committee shall arrange, announce, and take charge of all Club field trips and related outings. F. Membership Committee: This committee shall be responsible for new member recruitment program, welcoming new members, and assuring that they are thoroughly indoctrinated in Club activities and procedures. This shall include printed handouts, introductions to committee chairpersons, and, if necessary, arranging for another member to serve as "host" to the new member.

G. Workshop Committees: May be formed for slides, monochrome prints, color prints or other subjects. Chairpersons shall be appointed

for each committee formed. Chairperson shall establish and announce dates and locations of workshops, plan and present programs, and arrange for speakers as required.

H. Publication Committee: The *Cable Release* editor shall be chairperson. This committee is responsible for the editing, publication, and distribution of the *Cable Release* plus other publicity of Club activities as necessary.

I. Refreshments Committee: This committee shall procure, prepare and serve refreshments at regular Club meetings.

J. Exhibits Committee: This committee shall make arrangements and be responsible for Club exhibits.

K. Special Interest Groups: Critique groups, special workshops and other similar sub-organizations may be formed within the Club to provide forums for the pursuit of specialized, technical, and aesthetic aspects of photography at the discretion of the Board. Participation in such groups shall be open to all members. Such groups shall have full and equal status as Club committees, and their chairpersons shall be voting members of the Board.

L. Archives Committee: The Chairperson shall serve as the Club Historian and maintain chronological files of correspondence, Cable Releases, and other documents pertaining to Club Activities.

#### **Article XV - INSTALLATION OF OFFICERS**

Officers shall be installed at the Year End Banquet and shall assume office on July 1.

#### **Article XVI - AFFILIATION**

Section 1. The Club may affiliate with such photographic, artistic, recreational, or educational organizations as the Board may deem beneficial to the Club.

Section 2. Representatives of the Club to outside organizations, as authorized by Section 1 of this Article, and as designated by the President, shall have committee chairperson status and be a voting member of the Board.

#### **Article XVII - AMENDMENTS**

This Constitution and By-Laws may be amended by a 2/3 vote of members present at a regular Club meeting, including written proxies. Amendments may be proposed by any Club member. A proposed amendment may not be voted on at the meeting in which it is proposed, but shall be voted on after publication in the *Cable Release* and not later than the second regular Club meeting following such publication.

#### **Article XVIII - INCORPORATION**

At the discretion of the Board, the Club may be incorporated.

#### **Article XIX - DISTRIBUTION OF ASSETS**

No part of the net earnings of the Club shall inure to the benefit of or be distributed to, its members, officers, directors, or other private persons, except that the Club shall be authorized and empowered to pay reasonable compensation.

#### **Article XX - EFFECTIVE DATE**

This Constitution and By-Laws of the Silver Spring Camera Club, as set forth in the preceding Articles I through XIX, supersede and entirely replace all prior versions and amendments thereof. The effective date of this Constitution and By-Laws shall be xxx, 2007.



*Catherine Honigsberg*