

CABLE RELEASE

SILVER SPRING CAMERA CLUB

FOUNDED 1950 May 2016 Volume 57 Number 9

SSCCPHOTOGRAPHY.ORG



SSCC Officers and Chairs 2015-2016

President: Michael Koren (president@ssccphotography.org)

Vice President: David Blass

Treasurer: Bruce Schaefer

Secretary: Catherine Honigsberg
(membership@ssccphotography.org)

Directors: Dave Powell, Doug Wolters, Bob Catlett

Competition Chair: Doug Wolters
(competition@ssccphotography.org)

Program Chair: Coco Simon (programs@ssccphotography.org)

Education Chair: Michael Koren (info@ssccphotography.org)

Membership Chair: Renee Schaefer
(membership@ssccphotography.org)

Field Trip Chair: Vacant

Open Forum Moderator: Dave Powell

Historian: Norm Bernache

PSA Rep: Loretta Argrett

Newsletter Editor: Patrick Stuart
(cablereleaseeditor@ssccphotography.org)

Webmaster: Dan Sisen (web@ssccphotography.org)

Visitors and prospective members are welcome. Membership is open to all persons interested in photography. For more information, contact Laurel Sharf at membership@ssccphotography.org.

The *Cable Release* is published nine times each year, September through May, for members of the Silver Spring Camera Club. Articles are written by members of SSCC, which is a community-based organization dedicated to the advancement and enjoyment of photography.

SSCC member submissions for the *Cable Release* should be directed to Editor, *Cable Release*, at cablereleaseeditor@ssccphotography.org. More information is available in the *SSCC Member Handbook*: www.scccphotography.org

The Silver Spring Camera Club has been a member Club of the PSA since the club was founded in 1950. For information regarding the benefits of a PSA individual membership and for PSA sponsored activities, please contact our Club PSA Representative, Loretta Argrett.



SSCC MEETING LOCATION

All FOUR major monthly meetings of the Club Year are held at the Silver Spring United Methodist Church at Four Corners in Silver Spring.

Note: The main parking lot is accessed from the eastbound side of University Blvd, and you cannot make a left from southbound Colesville Rd. onto University Blvd. If you are coming from College Park/Takoma Park: Go west on

University Blvd. Cross the Rte. 29/Colesville Rd intersection and turn left at the loop just past McDonalds. Go back east on University Blvd., cross Rte. 29 and turn left into church parking lot A. If you are coming from points north of Four Corners: Proceed south on Rte. 29 and turn right onto University Blvd., move into the far left lane and turn left at the loop just past the McDonalds. Go east on University Blvd., cross Rte. 29, and turn left into the church parking lot.



ISSUE CONTENTS

- 3 This Month at SSCC
- 4 Message from the President
- 6 Judge and Speaker Bios
- 7 Member News
- 12 Field Trips
- 14 Member Articles
- 17 Competition Winners
- 22 Classes and Workshops and Current Exhibits
- 25 Calls for Entry

COMPETITIONS 2015-2016

DOUG WOLTERS, COMPETITION CHAIR

September - Open February - Still Lifes

October - Nature March - Open

November - Open April - Landscapes

December - Industrial/
Mechanical **May - Black &
White/Monochrome**

January - Open

For further information on each competition topic and competition rules, please consult the *Member Handbook* at www.sscphotography.org. For further questions, please contact Doug Wolters at competition@sscphotography.org.

MAY AT THE SSCC

- 3 Meet-up - Brookside Gardens
- 5 Speaker Night (7:30 p.m.)
- 12 Competition Night: Open (7:30 p.m.)
- 19 Education Night (7:30 p.m.)
- 26 Open Forum (7:30 p.m.)
- 28 Field Trip - Longwood Gardens

MAY OPEN FORUM NIGHT

For the Open Forum night this month, May 26, this month's unifying picture topic is "I've seen the light. Color to Monochrome conversion." Any subject. Bring original and final. Let us know what you did, how you did it and why. We can talk about whether it worked or not. We will also "debrief" each other on recent field trips, so bring in your shots and talk about the experience. We will have the usual book reports, gallery reviews, equipment and software discussions, or any photo related topic on your mind. Anyone who wishes to give a 5 to 10 minute presentation should get in touch with Dave (dave@davidwpowell.com).

EDUCATION NIGHT - MAY Portfolio Review

Back by popular demand!!

Usually the topic presented on Education Night teaches you something about photography, either a technique, a process, a genre or sometimes about gear. This evening will be completely different: you will learn about YOU. You as a photographer, you and your vision, and how well you can present a body of work. Occasionally the club has what is called a body-of-work competition, but it's far too limited in scope, and the feedback from a judge is, at best, brief. (cont'd p.4)

Education Night (cont'd)

This education night, we will have a group of accomplished photographers individually review your work. Each portfolio review will last about 10-15 minutes so you can get individual quality time with each reviewer.

Each photographer chosen to review specializes in a different genre such as architecture, portraiture, photojournalism or infants. This format is different than most portfolio reviews where the person being reviewed picks the reviewer. We will not have that luxury. But, the advantage of having a review our way is you will be exposed to different perspectives and viewpoints. So, don't despair; if you're a surrealist-infrared-astro-landscape photographer, the portrait photographer that reviews your work will still have something intelligent to say about your aesthetic and presentation! A good picture is a good picture, no matter the genre or style.

To keep things running smoothly and to maximize the time for reviews there are some important details to know.

- Bring 10-20 images
- Prints from 5x7 to 11x14 are preferred
- Digital images should be presented on a tablet (iPad or equivalent)

Here is a list of tips for preparing your portfolio:

- Image size – bigger is better, up to 11x14 mounted on 16x20 mats.
- All images should be of your best quality and work.
- Be prepared to explain your vision and theme of the body of work in a few paragraphs.
- Be ready to talk about your work and explain the concepts that make it a body of work.

**PROJECTED ENTRIES
DUE MAY 5
BY MIDNIGHT**

KERNELS OF KOREN - MESSAGE FROM THE PRESIDENT

Well, here we are at the end of another season, and it's hard to believe all these months passed. It seems like it was just yesterday that we were gathering on that first Thursday in September to enjoy Irene Hinke-Sacilotto's presentation.

The SSCC was formed 65 years ago with the purpose of sharing experiences and knowledge of photography. I believe including as many members as possible in activities and encouraging participation at meetings is a path towards that goal. Therefore, from the day I started as President, increasing participation and inclusion of all members in as many activities as possible has been my main goal.

The Club has changed quite a bit yet has remained very close to its roots of photography, camaraderie, and education. We have about the same number members as last year and we are in a decent financial situation. Yet happily, we have had more member participation in special operational projects such as the Teen Photography Club at the Library, finding a new facility, expanding field trips to midweek, updating and enhancing our social media web presence on Facebook, Twitter and Meetup, helping at social gatherings and helping with year-end planning. Our regular Thursday meetings have seen higher attendance and field trips have better turnout.

All of this could not have been possible without the continued support and efforts of the Board of Directors. Our regular club meetings from speaker night to open forum were successful directly as a result of the work by their respective Chair people. Thanks to Coco for getting interesting speakers and qualified judges. Doug for running competitions smoothly and Dave for always planting seeds of thought at the forum to have an interesting conversation. The Board is composed of many members, not just the leaders of the meeting nights. Much of the work that is done behind the scenes also impacts the overall experience of the Club and encourages participation and inclusion. Thanks to Pepe for organizing our field trip schedule and finding volunteers to lead the trip. Thanks to Bruce for keeping the records of our finances and making sure the speakers and judges

are properly compensated. Thanks to Loretta for her efforts explaining the advantages of PSA and representing SSCC. Thanks to Norm for safeguarding our historic records and digitizing all the Cable Release issues. Thanks to Dan for maintaining our website and keeping it fresh. Thanks to Patrick for publishing the best camera club newsletter in the area. The content comes from our talented members but Patrick puts it all together to make it an informative engaging document. Thanks to Ted and Catherine for documenting our Board meetings and publishing the email blasts, reminders and bits of last minute information on Mailchimp, our new mass emailing platform. Thanks to Laurel and Renee for all they have done to encourage guests to become members, greet everyone new and follow-up with all membership issues. Thanks to Bob for his Director abilities by offering words of wisdom at Board meetings and reminding all of us of our duties with his rich heritage of service over the years. Thanks to David as VP for being my sounding board, voice of reason and offering guidance.

As I alluded to earlier, not everything is done or can be accomplished by our Board members. At times we all need help from others to accomplish a goal. Many of our non-Board members have stepped up to offer their assistance, and for that I am very grateful.

Special thanks to Jim Turner for organizing the midweek field trips in association with the NIHCC. Thanks to David Terao for making the projected portion of the competitions run smooth as silk and helping Patrick with the Cable Release. Thanks to Larry Gold for spearheading the search for a new facility. Thanks to Laura Margison for keeping our Facebook and Twitter feeds updated and relevant. Thanks to Nick Williams and David Blass for teaching the kids at the Library. Thanks to Dave Mullen for offering his school as a reliable and comfortable place to hold our Board meetings. Of course there have been others, too numerous to mention, that have pitched in setting up chairs and tables before meetings, bringing food to socials, helping move prints during competitions, leading fieldtrips and contributing articles to the Cable Release. I'm thankful for everyone's work and participation and look forward to making next year even better than this year.

Now, in the spirit of sharing knowledge and giving you a summer listening tip over the break, I'd like to share a list of my favorite photography podcasts. Listening to these podcasts will enhance

your photographic knowledge and hopefully inspire you to look at images in a different way.

What is a podcast you ask? A podcast is a relatively new (about 10+ years) method of content distribution. It's basically a prerecorded audio program, usually issued in episodes, that is freely distributed via iTunes or direct from a podcast maker's website. An individual episode can be downloaded to an audio player such as a phone, iPod or MP3 player and listened to anytime. Podcasters usually release new episodes weekly so content is always up to date. I regularly listen to podcasts during my daily commute to work.

The Candid Frame by Ibarionex Perello

Hands down the BEST podcast that interviews photographers from all genres and from all stages of a career, from amateur to seasoned professional. Ibarionex is an amazing interviewer who pushes well beyond the standard questions. He probes a topic better and gets more insight out of a photographer than anyone I have heard.

On Taking Pictures by Jeffery Saddoris and Bill Wadman

Jeffery and Bill have a best-friend camaraderie that gives the audience a feeling of listening to a private conversation. The discussion often starts with photography but just as often ends with bigger picture discussions on art, inspiration, and the value of creative work.

B&H Photography Podcast by B&H Photo

New to the podcast scene but has interesting guests who offer a roundtable discussion of a photographic theme. Surprisingly it's not an hour long B&H commercial!

Street Focus by Valerie Jardin

I like street photography so it's interesting to hear another street photographer talk about her tips and experiences. Valerie also interviews other street photographers often hailing from other parts of the world. It's interesting to hear of the experiences of street photographers from London, Dublin, Dubai, Paris and many other cities in the world.

COMPETITION COLUMN

Doug Wolters, Competition Chair

May brings the last competition for the 2015-2016 season! The topic this month is Black & White / Monochrome. Here's the official definition, as given in the Members' Handbook:

Monochrome photographs use only one color and multiple shades of that color. Black and white photographs are a subset of monochrome: black, with its multiple shades of grey, is a color produced by one ink. Therefore, a black and white photo with one red umbrella would not qualify as a monochrome. For this competition, any subject matter is acceptable. All entries for both prints and projected images at all levels are to be black and white or monochrome.

I hope that the blast that I recently sent out about black & white photography was useful for you. Here are a few of the highlights:

- Look for contrast, a wide range of grays, a clean white and black.
- Train yourself to look at shapes, lines, shadows, tones, and textures.
- As you look at your subject, try to imagine how it will appear in black & white.
- Study great black & white photographers, great black and white movies.
- Shoot in color. Use software to convert the image to black & white.
- Shoot in RAW.
- A monochrome image has different shades of the same color. Black and white images, from the palest gray to black, use the same ink (color). Any single color qualifies for monochrome. For example, a photo could have a range of shades of brown from pale beige to deep espresso.

Besides being the last competition of this club-year, May is my last competition as competition chair. Being responsible for all aspects of competitions has been a very rewarding experience for me – from writing the topic definitions to tallying up everyone's points, and from presenting the prints on competition night to rounding up submissions for the year-end celebration. Not to mention writing the Competition Column each month! It's been a

privilege to contribute to the Silver Spring Camera Club and, I hope, to improve the competition process.

Next year, we are most fortunate that Larry Gold has agreed to be the Competition Chair. David Terao will continue as Projected Coordinator. And we hope to have a new projector!

Happy shooting.

Doug Wolters

MISSY LOEWE JUDGES MONOCHROME

Our judge for May's black & white / monochrome competition is Missy Loewe, who returns to SSCC by popular demand. Last April, Missy judged our B&W competition, and we were all impressed with the clarity and helpfulness of her critiques. So this year we've invited her back.

Missy Loewe has been the executive director of the Washington School of Photography since 1999. She is also president and CEO of Washington ArtWorks – home to WSP in its new location in Rockville.



At WSP, Missy teaches courses on such topics as figure photography and business and legal topics at both introductory and advanced levels. Artists and photographers frequently seek her expertise regarding model releases, copyright, contracts, and business issues. This makes a lot of sense, as Missy holds a law degree and a Master's degree in business, which uniquely qualifies her to speak on these subjects.

Missy is not just sought after as a presenter and instructor. She has been writer and photographer for several books and numerous magazine articles. Her photos of historical artwork have appeared in a number of galleries and private collections. She is also the photographer for the "Virtual Pose" series of art-drawing guides and has authored books on photography, art, and modeling. Her

own work has appeared in books, brochures, magazines, government buildings, gallery shows, and museums.

AT LAST!!! A SPORTS PHOTOGRAPHER!!

For a long time, we've tried to get a top-notch sports photographer for Speaker's Night. But as you can imagine, they're all at the game, whatever's being played, and can't commit to a specific date/time. This month, however, after plenty of schedule negotiations, we have the special treat of Mark Goldman as our speaker.

Mark has been a photojournalist specializing in sports for over 35 years, covering a wide range of sporting events and portraiture in the DC and Baltimore areas. His work includes coverage of all of the major professional and collegiate teams in the area.

Currently, Mark is the chief photographer for Orioles Kids Magazine, a regional publication focused on the Baltimore Orioles. He has shot all but one cover since April 2002.

In addition, Mark is presently stringing for UPI and the European Pressphoto Agency (epa). His work has been published in many different publications including The Washington Post, Wall Street Journal, New York Times, Time Magazine, Good Morning America, Sports Illustrated, Sports Illustrated for Kids, ESPN Magazine, ESPN online, Sports Illustrated online, New York Times Magazine, and Red Bull.



To see some of Mark's amazing shots, go to his web site:
www.goldminephotos.com

MEMBER NEWS

THE SILVER SPRING CAMERA CLUB HONOR FUND A New Initiative from the Silver Spring Camera Club

The Silver Spring Camera Club comprises a diverse group of individuals who are passionately dedicated to the pursuit of photographic excellence. We believe that the best method of understanding the art of photography is through education and the sharing of ideas. To further this goal the Board of Directors has established the SCCC Honor Fund. The Fund honors those members who have contributed to the growth and sustenance of the Silver Spring Camera Club since its founding in 1950.

The mission of the Honor Fund is to financially support a photography project that advances a community related cause. A project may be proposed by a Club member, by another photographer sponsored by a Club member, or by a community organization sponsored by a Club member. Funds will be awarded by a three-person committee who will evaluate blind proposals.

In keeping with the mission, projects should provide a benefit to the local community. A project to self-publish a book of family portraits would likely not be considered, as it makes no contribution to the local community. A public exhibit of portraits of homeless people at Progress Place likely would be considered, as it raises the issue of homelessness within the local community and benefits those who otherwise have little. Possible projects are bound only by one's imagination!

Funds are to be used for consumable items and for other support, and not for capital equipment. Possible items that might be funded include paper, ink, frames, printing, matting, teaching supplies, coaching, and other such expenses. Items that would not be considered include a macro lens, a camera, a printer, or other non-consumable items.

Applications can be submitted between September 1 and November 1 each year, with awards being made by December 1. The project must be carried out within the following calendar year, with a presentation about the final project (or about projects underway) at the annual June banquet.

Club members, families, and friends are invited to donate to the Honor Fund to recognize fellow members, to celebrate significant photographic milestones in their lives, such as the first publication of an image in a national magazine or first solo exhibit, or simply to support the community outreach mission of the Fund. Donations will be accepted throughout the club year and can be included with Club dues by using the check-off box on the membership form.

THE YEAR-END COMPETITION

The year-end competition is different from all the other competitions of the club year. For all the other competitions, you get tangible rewards – ribbons and points. For the year-end competition, there is only one tangible award presented, an award for the best in show. Otherwise, there are no ribbons or points, just the satisfaction of having submitted a picture judged to be amongst the best of the entire year!

For the year-end competition, as in any other competition, the judge will select first-, second-, and third-place winners, and as many honorable mentions as the numbers of entries require. The winners' names will be announced at the Awards Celebration.

Here's how the competition works:

- All images must be selected from images already submitted to SSCC competitions during the 2015-2016 year. By now, you will have received a list of all the images you have

submitted through April, both projected and prints. Please carefully review the directions on how to submit your choices for the year-end competition.

- Each member may select up to five projected images and five prints (10 images in all) to submit.
- Entries do not have to have won an award to be entered.
- If a member has competed in both the Novice and Advanced levels this year, the rules state that he/she "may elect to enter either the Novice or the Advanced level (but not both) for the Year-End competition. If the member enters the Advanced level, he or she may submit any entry previously entered regardless of level. However, if he or she enters the Novice level, he or she may submit only entries previously entered in the Novice level."
- The judging is "closed" (that is, the only club members present will be those necessary to present the images to the judge) and will be completed prior to the year-end celebration.
- A best in show award will be given, known as the Len Tuchin Award.
- The absolute deadline to deliver your prints at a regular meeting is May 12; titles of projected images must be emailed to SSCCphotography@yahoo.com no later than May 14.

If you have any questions please ask Doug Wolters in person or at SSCCcompetitions@aol.com

SUMMARY - MARCH 31 BOARD MEETING

The treasurer's report showed 85 members with a year-end projected balance of \$3,009. A total of 22 former members were contacted as to why they did not renew, and most responses included health or family issues. There was a straw vote not to decide on the new proposed meeting space until the club could have a meeting in the new space to see how it would work. There was a vote to approve the new wording of a Director's term as noted in the agenda. The finance committee has been selected to prepare this year's audit and the budget for next year. A discussion was started on a closer association with NIHCC. The topics for next year's competition will be Street Photography, Macro- not Floral, and Event. These will be added to Nature and

B&W/Monochrome. The slate of Executive Council Positions is President – Michael Koren, Vice President – Stephanie Banks, Secretary – Catherine Honigsberg, Treasurer – Bruce Schaefer, and Directors – David Blass and Gene Luttenberg.

Patrick Stuart and Dan Siskin are migrating the Cable Release Newsletter to the website. A trial run with sections of the March CR will appear on the website. The plan for the full migration will be next year. The club will need a new editor for the Cable Release next year and a few others for help with the layout. Stephanie Banks will help with proofreading.

A space has been found for the Year-End Celebration. The Board voted to hold the event at Sligo Dennis Park Activities Building. The event will be potluck, there will be door prizes, and there will be a \$5 charge to help out with supplies and decorations.

SUMMARY - APRIL 20 BOARD MEETING

The meeting was held in the Silver Spring United Methodist Church at 8900 Georgia Avenue as a test run on the facility. The Board members present voted to move club's meetings to this location next year if the Church's board agrees. The current location is small, noisy, and difficult to regulate the temperature, and this facility handles these issues better.

There was a further discussion of an association with NIHCC. The treasurer of NIHCC, Stan Collyer, was present along with Jim Turner, a member of both clubs. The Board voted to share newsletter links and other communications to include events. A description of the "Honor Fund" will be finalized and will appear in the May Cable Release. The plans for the Year-End Celebration are underway and a special raffle will be taking place. A straw vote was taken and approved to purchase a new projector for the club. A budget was decided and the research for the specifications will be finalized and be will be purchased by September. The Board also voted to tie the B&W competition each year to a month to be determined. Income opportunities to include partnerships with local businesses and community organizations were discussed. An important note – there are several chair positions open for next year. SSCC is looking for Field Trip, Education, Cable Release Editor, Workshop, Exhibits, Judges selection, and a committee to

take over the Honor Fund in January. These chair positions can be shared by more than one person and is a great way to not only help out, but really get to know other members.

JOE MILLER ABSTRACT EXHIBIT

Yet again, SSCC's members have made a strong showing at the Joseph Miller International Abstract Photography Exhibit. This year, Beth Koller, Nick Williams, David Terao, Doug Wolters, Elise Shurie, and Kate Woodward each had one or more pictures juried into the show. The show, held annually at the Joseph Miller Center for the Photographic Arts in Gainesville, VA, runs from May 7 to May 30. The Reception and Awards are from 2:00 p.m. – 5:00 p.m. on Sunday, May 8, 2016. This year, 342 images from 79 photographers were submitted for selection into the 2016 exhibit. Joe's exhibit space accommodates 120 images.



Kate Woodward, "File Folders in My Study"



SSCC END OF YEAR CELEBRATION: JUNE 9!

MARK YOUR CALENDAR AND SAVE THE DATE FOR THIS SPECIAL EVENT

WHY: SILVER SPRING CAMERA CLUB END OF YEAR CELEBRATION

WHERE: SLIGO - DENNIS AVENUE PARK ACTIVITY BUILDING

10200 SLIGO CREEK PARKWAY

SILVER SPRING, MD 20902

WHEN: THURSDAY, JUNE 9 — 7PM TO 9:30PM

WHAT: BRING YOUR FAVORITE POTLUCK DISH AT 6:15PM

PLUS

\$5.00 FOR EACH ATTENDEE WILL BE COLLECTED AT THE DOOR

GUESTS AND SPOUSES ARE WELCOME TO ATTEND

FOR MORE INFORMATION OR TO VOLUNTEER TO HELP, CONTACT:

RENEE SCHAEFER OR STEPHANIE BANKS

MEMBERSHIP@SSCCPHOTOGRAPHY.ORG



APRIL 7 SSCC SOCIAL HOUR



SSCC FIELD TRIP

MAY 3 - BROOKSIDE GARDENS Silver Spring, MD

The next SSCC/NIHCC joint midweek meet-up will be on the morning of Tuesday, May 3 to Brookside Gardens. The gardens are open from sunrise to sunset so people can arrive when they wish. We will arrange a place to meet at 9:00 am. Tripods are allowed in the outdoor gardens but must be kept out of the flower beds. Tripods are not allowed in the Conservatory although you are free to photograph.

Information on what is expected to be bloom can be found here:

<http://www.montgomeryparks.org/brookside/blooms.shtm>



MAY 28 FIELD TRIP AT LONGWOOD GARDENS Kennett Square, PA

On **Saturday, May 28, 2016**, SSCC will have a field trip to Longwood Gardens. May 28th is opening day at Longwood Gardens for their annual water lily exhibit. Massive water-platters and more than 100 types of colorful day- and night-blooming tropical and hardy waterlilies put on a spectacular show in a protected, outdoor courtyard accessed via the Conservatory. This is a prime opportunity to get stunning photos for next year's nature competition.

Longwood Gardens is a 2-hour drive away, so we will be leaving here at 8:00 a.m. in order to arrive there by 10:00 a.m. **You must buy admission tickets beforehand (\$20 adult/\$17 senior). Please buy your 10:00 a.m. ticket early before they are sold out.** You can buy admission tickets on line - they are time stamped, so a 10:00 a.m. ticket allows you entry at 10:00 a.m., a 10:30 a.m. ticket at 10:30 a.m., etc. Bring your tripod and walking shoes. Tripods are allowed in the water-lily exhibit until 5:00 p.m. You can obtain a free tripod pass at the entrance building.

There are lots of plants other than water lilies in the Conservatory and around the gardens. Once you are inside the gardens you can stay as long as you wish.

We will meet at the Giant Food Parking Lot in the Arliss Shopping Center at 08:00 a.m. to convoy there. David Terao will be at the Giant Food parking lot to provide transportation and lead the convoy.

Directions: It is best to follow GPS directions to get there. But, generally from the DC area, take I-95 North, cross the Susquehanna River, go through one toll, and immediately take Exit 93 for Route 222 (in Maryland). After exiting, turn right onto Route 222 (Jacob Tome Rd.). Almost immediately the road becomes Route 275 (Don't continue on Route 222, which turns to the left). A few miles later when Route 275 ends at a "T" intersection, make a right turn onto Route 276. Take Route 276 to Route 1 North, which in approximately 4 miles crosses into Pennsylvania. Stay on Route 1 beyond Kennett Square until you reach Longwood's entrance ramp.

PHOTOS FROM APRIL 2 MEET-UP AT THE CHERRY BLOSSOM KITE FESTIVAL

Michael Koren



Tanya Riseman



ARE YOU A BARGAIN HUNTER?

Loretta Argrett, PSA Rep

All of us come to realize very early in our photographic activities that photography is a very time consuming and expensive vocation or hobby — requiring equipment; software; classes, workshops, and other educational activities; and, of course, travel to see the world's vistas to take photos!

How would you like to do any or all of the following at no added cost, beyond a modest annual PSA membership fee? (Digital membership \$45; or, if you want a hard copy of the PSA Journal, \$60)

Some of the “No Added Cost” PSA Benefits

1. Get a personalized evaluation of an image that you believe might be a candidate for a club competition or a PSA-recognized exhibition. This is a one-on-one service in which the evaluator provides an email evaluation regarding what was good about the image and what could be improved.
2. Ask questions about equipment, by sending a query to the PSA Equipment Consultant, and receive emailed information, usually within three days.
3. Enroll in an online course (e.g., “Creating Competitive Images”; “Still Life Photography”; “Portraits in Available Light”).
4. Stephanie Banks, one of our members, described in the October 2015 Cable Release, beginning on p. 11, what and how she learned from her participation in a photo workshop. She even included some of her photos from the workshop. (The October 2015 Cable Release is available online, www.sscphotography.org. Click on the “Newsletters” heading at the top of the page and then click on “October” under 2015 on the left vertical side of page.)
5. Become a member of a Study Group, or more than one study group. These study groups are divided into five major categories: Projected Image Division; Nature; Photojournalism; Photo Travel Division; and Pictorial Print Division. Within each of these Study Group categories, are study groups focusing on various types of photography. In the Projected Image Division, Study Group categories

include, e.g., General, Monochrome, Creative, Landscape/Seascape, HDR Photography, Street Scenes, Painting, Macro.

6. I was a member, until my recent eye problems, of an EID Macro Study Group in the Projected Image Division. Each member (there were seven of us) monthly submitted an image with information about its capture as well as its post production for evaluation by the other members. I found it to be well worth the time and energy that I expended. Now that my eyes are better, I plan to join instead a PID-Digital Study Group which, unlike my previous study group, is a closed group (i.e., insuring that only the members of the assigned study group will have access to the images and reviews.)
7. Seek advice from PSA Travel Aides, who are PSA members who have agreed to provide photo opportunity assistance to other PSA members who are visiting their state or territory. Stephanie Banks, the SSCC member mentioned above, told me recently that she had sought advice for an upcoming trip and received answers within 24 hours from two persons who were knowledgeable about her destination.
8. Seek a PSA mentor if you wish to explore a specific photographic topic and would like to be mentored by a PSA member willing to share his or her expertise in that area with you. This exploration will take place by email and may include the sharing of images.


PSA Conference An added benefit of joining PSA is that you can participate in all of the activities that take place at the annual PSA Conference. This year's conference will be held in San Antonio, TX from Sat., Sept.10 to Sat., Sept. 17, at the Conference Hotel, Wyndham San Antonio, TX.

Of course, there are additional costs associated with this event (registration fee, \$185 for full conference; hotel and travel costs; and tour costs). You may, however, choose to preregister for a specific day if you do not plan to attend the entire conference.

Club members who are not PSA members also may attend this conference, for a higher registration fee (\$230 for the full conference).


Registration is now open and I urge you to register early if you plan to attend.

See the following ad, from the back cover of the February 2016, issue of the PSA Journal, that gives you a day by day summary of the Conference's daily Schedule.



Elise Shurie, "Titania"

Photographic Society of America
78th Annual Conference of Photography
San Antonio
Texas



Mission Espada © Jim Mahoney, APSA, EPSA



The Photographic Society of America is excited to announce its 2016 Conference in San Antonio, Texas, which will run from Saturday, September 10th through Saturday, September 17th. This weeklong Conference features world-class speakers, divisional presentations, and the opportunity to photograph historic San Antonio with its beautiful missions and surrounding areas.

SCHEDULE

- **Saturday:** Registration begins.
- **Sunday through Tuesday:** City, Missions, and LBJ Ranch tours are available.
- **Tuesday Evening:** There will be showings of the Projected Image Division and Nature Division International Exhibitions, followed by the opening of the Print Exhibitions and an opening reception.
- **Wednesday:** The day consists of the Opening Ceremony, programs, and an evening feature speaker, followed by a reception.
- **Thursday through Friday:** There will be Division programs, non-division programs, showcases, International Exhibitions, and vendors. Evening feature speakers will be followed by a reception.
- **Saturday:** Programs and a daytime feature speaker will be scheduled. The evening concludes the Conference with the annual PSA Honors and Awards Banquet.



Whimsical metal art lines the Riverwalk.
Photo © Ralph Durham

Visit the PSA website for more information
www.psa-photo.org

GET TO KNOW PILOT IMAGING - A LOCAL ONE-STOP SHOP

Need prints from a lab on fast turn-around? Want to rent a lens to try out for a week? How about putting together an album after that family reunion? For a broad range of your photography needs, visit Pilot Imaging in Rockville. Tucked away in a light industrial area off East Gude Drive, Pilot's newly expanded space includes display cases of camera gear, samples of dozens and dozens of frames, pro photo printing equipment and professional lab services, and everything in between.

If you're interested in having Pilot print your images (maybe for the Nature competition next October?), they offer four different on-line digital ordering systems – and their staff would be happy to explain each option and help you decide which is appropriate for you. In case you're experimenting with film – the latest photography trend – Pilot can process your film and scan your film onto digital media.

While you may not need marketing support for your camera club photography now, if you plan to expand into the pro field, Pilot can help. They offer custom slide show creation, marketing design services along with graphic design and logos. If you just want to print a calendar with your images to give family and friends at holiday time, or perhaps a collection of greeting cards, Pilot has plenty of options for size, paper, and packaging. What about mounting your finished prints? Pilot does those classy metal prints as well as canvas wraps and box mounts.

On the equipment side, in addition to selling an expanding array of cameras and lenses, Pilot can arrange an equipment rental for you through their partnership with our friend Jerry Smith at F8 Rentals in Reston. Instead of driving out to Virginia, you can take advantage of Pilot's pick-up and drop-off service, whether it's a camera body, a specialty lens, or some lighting equipment.

Best of all, Pilot Imaging offers members of the Silver Spring Camera Club a discount! Visit their web site for more information: www.PilotImaging.com, or call the store and talk to the helpful and well informed staff.

Pilot Imaging
663 Southlawn Lane
Rockville, MD 20850
Tel: 301.838.9006



APRIL 2016 COMPETITION WINNERS - LANDSCAPE

Date: April 14, 2016
Topic: Landscapes
Judge: Corey Hilz

NOVICE PRINTS

1st - Harold Scott, 20th Hole
2nd - Harold Scott, Monsoon
3rd - Elise Shurie, Watercolor Afternoon
HM - Elise Shurie, Ladew Gardens

ADVANCED PRINTS

1st - David Terao, Sunrise at Mono Lake
2nd - Lyndon Marter, Tetons 2
3rd - Robert Peters, Alaska!

David Terao, "Sunrise at Mono Lake"
For this shot of the tufas at Mono Lake in California, I used a Canon 5D Mk III and 24-100/f4 zoom lens set at 47mm on a tripod. Exposure was 1/80 sec @f/22 and ISO 200.



NOVICE PROJECTED

1st - Tanya Riseman, Pond on Billy Goat Trail
2nd - Andrew Rein, Ft - Wash-LS
3rd - Tanya Riseman, Ft. Funston, San Francisco
HM - Andrew Rein, Calais

ADVANCED PROJECTED

1st - Patrick Stuart, Rwanda from the Air
2nd - Doug Finstad, Joshua Sunrise
3rd - Robert Peters, Ha Long Bay Vietnam
HM - Doug Finstad, Chrystal Cove Beach
HM - Doug Wolters, Floating Pier



Doug Wolters, "Floating Pier"

COVER: Patrick Stuart, "Rwanda from the Air"

I took this picture from the window seat of a flight from Dar Es Salaam to Kigali. The hillsides were eroded, showing brilliant orange-colored earth and green vegetation. I wasn't able to completely fix the white balance, but converting to B&W with an orange filter in Silver FX brought out the contrasting elements. Additional structure and sharpening brought out the landscape's details.

APRIL 2016 COMPETITION WINNERS - LANDSCAPE




Harold Scott, "20th Hole"

This was taken in Death Valley at a place called the Devil's Golf Course. I used a graduated ND to balance out the exposure and capture the detail of the razor sharp salt crystals.



Doug Finstad, "Joshua Sunrise"



Doug Finstad, "Crystal Cove Beach"



Harold Scott, "Monsoon"

This was taken at Balanced Rock in Arches National Park. I had scouted out the area earlier in the day and was attracted to the hardened sand dunes in the foreground. When arrived two hours before sunset it was badly overcast but my patience was awarded when the storm cleared 30 minutes before sunset. Even had a bonus double rainbow which is faintly visible on the right edge of this shot

APRIL 2016 COMPETITION WINNERS - LANDSCAPE

Andrew Rein, "Calais"
Taken in Maine, at a nature preserve near the
Canadian border.



Tanya Riseman, "Pond on Billy Goat Trail"
Morning rain darkened the tree trunks and provided a good
distribution of grays and blacks. Other winter days I struggled
with nearly uniform gray.



Robert Peters, "Ha Long Bay Vietnam"

APRIL 2016 COMPETITION WINNERS - LANDSCAPE



Lyndon Marter, "Tetons 2"

This was shot at the dam which creates Jackson Lake in Grand Tetons National Park. ISO 40, 1/550 sec @ f/2.2 ... all automatic, however, as it was done with my Samsung cell phone. Quite a bit of work in CS6.

Andrew Rein, "Ft - Wash-LS"

Taken on the recent field trip to Fort Washington. I cropped this a lot. The concrete foundations were for old gun installations to guard the Potomac River.



APRIL 2016 COMPETITION WINNERS - LANDSCAPE

Elise Shurie, "Watercolor Afternoon"



Elise Shurie, "Ladew Gardens"

Tanya Riseman, "Ft. Funston, San Francisco"
It's fun finding remote-looking settings in a city but I did
clone out a hang glider.



CLASSES AND WORKSHOPS

DAVID BLASS

Capital Photography Center

- Early Morning Cherry Blossoms Photo Shoot, Fri. Apr. 1 or Sat. Apr. 2, 6:10-8:40am
- DSLR Photography--The Basics, Sun. Apr. 3 or Sun. Apr. 10, 9:30am-1:30pm
- C&O Canal and Pennyfield Lockhouse Field Shoot, Sun. Apr. 3, 3:30-6pm
- Creative Techniques, Wed. Apr. 6, 7-9:30pm
- Lightroom in a Day, Sat. Apr. 9, 9am-5pm
- Getting Started in Bird Photography, Sat. Apr. 16, 8:30-11:30am
- Great Falls at Dawn, Sat. Apr. 23, 6-9am
- External Flash Made Easy, Sun. May 1, 1:30-5:30pm

And others at <http://capitalphotographycenter.com/classes/>

Nature & Photography Tours

- Trekking in Nepal, April 11-23
- Ecuador, Aug. 1-9 (Amazon extension available)
- Maine, Aug. 24-28
- Costa Rica, Aug. 26-Sep. 3 (Arenal extension available)
- Cultural and Spiritual Nepal, Sept. 19-28
- Custom Tours available

<http://www.naturephotographytours.com/>

Joseph Van Os Photo Safaris

- Costa Rica Birds, Apr. 2-14
- Holland at Tulip Time, Apr. 10-21
- Ultimate Galapagos, May 25-June 11
- Spitsbergen-The Pack Ice Voyage, June 28-July 8
- Jaguars & Wildlife of Brazil's Pantanal, June 30-July 12 (other dates available)
- Brown Bears of Katmai National Park, Jul. 3-8
- Iceland Revealed, Jul. 29-Aug. 9
- Denali National Park in Autumn, Aug. 27-Sep. 3
- Colorado Fall Colors, Sep. 25- Oct. 1
- World's Best Raptor Shoot, Oct. 15-20

And many others at www.photosafaris.com

Art Wolfe

- Altiplano, April 11-20
- Galapagos, May 6-14, May 13-21
- Vietnam Northern Tribes and Landscapes Workshop, May 21-31
- Lake Quinault Photography Retreat, June 8-12
- Abstract Astoria Workshop, Aug. 11-14
- Palouse Workshop, Sep. 1-4, 2016
- Okavango Delta and Timbavati Mature Reserve, Nov. 2-15
- Mystical Myanmar Workshop, Dec. 6-14

And more at <http://www.artwolfeworkshops.com/>

Nikhil Bahl

- Southwest Florida Rookeries by Boat, Apr. 14-17
- Osprey by Boat (Vero Beach, FL), Apr. 18-21
- Springtime at Chincoteague Island May 13-15
- Ultimate Iceland Summer Adventure, July 5-17

And others at

http://www.nikhilbahl.com/photography_workshops.html

Washington Artworks and Washington School of Photography

- Introduction to Digital Photography (4 sessions), Sun. Apr. 3-24, 2-5pm. Also Tue. and Thur. sessions
- Smartphone Photography, Tue. Apr. 12, 7-10pm
- Focus on Composition (4 sessions), Mon. May 2-15, 7-10pm and a Sunday field trip, May 23
- Digital SLR Basics, Mon. Apr. 4, 10am-1pm. Other sessions also.

And others at <http://washingtonartworks.com/product-category/photographyworkshops/#.U-kmFlbxbwI>

Horizon Workshops

- The Olympic Peninsula, May 15-22

<http://www.horizonworkshops.com/workshops.html?cr=211>

Osprey Photo Workshops & Tours

- Nature Photo Workshop-Assateague Island, Apr. 15-17
- Outer Banks Workshop, Apr. 22-24
- Tangier Island Photo Workshop, May 13-15

- Brazilian Pantanal Photo Tour, June 27-July 7

<http://www.ospreyphoto.com/>

Tony Sweet Photography

- Charleston, SC, Mar. 28-Apr. 1
- Smokies Spring, Apr. 24-28
- Geneva, NY, May 23-27
- Madeline Island, WI, June 27-July 1
- Palouse, WA, Aug. 7-11
- Badlands, SD, Sep. 5-9

And others at <http://tonysweet.com/workshops/>

Glen Echo Park

- Great Portraits with Simple Lighting (2 sessions), Apr. 7 & 14, 7-10pm
- My Camera Can Do What? (2 sessions), Sat. Apr. 9 & 16, 10am-1pm
- Night Visions Workshop, Tue. Apr. 19, 7-10pm

And many more at

<http://www.ssreg.com/glenechopark/classes/classes.asp?catID=4403&pcatID=4379>

Smithsonian Associates

- The Joy of Photography (8 sessions), Tue. Apr. 12-May 31, 6:30-9:30pm (Also Apr. 17-June 12)
- Open Darkroom Plus (8 sessions), Thu. Apr. 14-June 2, 6:30-9:30pm (Other dates too)
- Intro. to B&W Film Photography and the Darkroom (8 sessions), Fri. Apr. 15-June 10, 6:30-9:30pm
- Mastering Exposure (4 sessions), Thu. May 19-June 9, 6:30-9:30pm

http://smithsonianassociates.org/ticketing/tickets/search_photography.aspx?keyword=C-Photography

Road Runner Photography Tours

- Davis and Canaan Valley, West Virginia, Sep. 2-5
- Summer's End! Cape May, NJ, Sep. 9-11
- Waterfalls and Fall Leaves, Finger Lakes Region, NY, Oct. 2-6

<http://roadrunnerphotographytours.com/>

PHOTO '16

MULTIPLE EXPOSURES GALLERY

the juror for this competition and exhibit. All photographers living in the U.S., 18 years or older working in traditional, digital or alternative photographic processes are invited to participate.

After an highly acclaimed and successful Photo '15 competition and exhibit, Multiple Exposures Gallery at the Torpedo Factory Art Center in Alexandria, Virginia is pleased to announce Photo '16, a national, juried photographic competition.

We are extremely pleased that Sam Abell, long-time National Geographic photographer who contributed some of the most intriguing and memorable images in the Geographic, will be

Exhibit Dates: October 18 - November 27, 2016

Reception and Awards: Saturday, October 29, 2016 2-4pm

Entry Deadline: June 30, 2016 (will not be extended)

Prospectus and Submission information: <http://www.multipleexposuresgallery.com/photo16-prospectus>

EXHIBITS AND EVENTS

National Geographic Into Africa: The Photography of Frans Lanting (through 6/5) The exhibition offers a unique perspective of the continent. National Museum of Natural History - Smithsonian Institution. 10th Street and Constitution Avenue NW, Washington, DC, 202-633-1000.

Nature's Best Photography Awards: Windland Smith Rice International Awards, 20th Anniversary (through fall 2016) Approximately 60 large-format images and photographers' stories highlight the beauty, power and humor found in nature. National Museum of Natural History - Smithsonian Institution. 10th Street and Constitution Avenue NW, Washington, DC, 202-633-1000

Investigating Where We Live (through 6/5) A photography exhibition of Washington, D.C. landmarks, taken by teens. National Building Museum. 401 F St. NW, Washington, DC, 202-272-2448.

The Primordial Landscapes: Iceland Revealed (through 4/1/17) Photographs by Feodor Pitcairn and poetry by Ari Trausti Guomundsson focus on the natural beauty of Iceland. National Museum of Natural History - Smithsonian Institution. 10th Street and Constitution Avenue NW, Washington, DC, 202-633-1000.

Perspectives: Lara Baladi (through 6/5) Baladi, an Egyptian Lebanese artist, showcases her experimental photography, which focuses on how the medium shaped perceptions of the Middle East. Arthur M. Sackler Gallery - Smithsonian Institution. 1050 Independence Ave. SW, Washington, DC, 202-633-1000.

Salon Style: Portraits from the Collection (through 5/22) The focus exhibition will explore women's involvement in early 18th-century French salons and how French female artists influenced and inspired one other. National Museum of Women in the Arts. 1250 New York Ave. NW, Washington, DC, 202-783-5000.

QUOTE OF THE MONTH

"I believe the photograph is the best way to live on, after death."

- Malick Sidibe

© 2015 Silver Spring Camera Club and its contributors. All contents of the Cable Release are copyright protected. No material herein may be reproduced in any manner without the written permission of the Editor, Author, or Photographer.

CALLS FOR ENTRY

DAVID BLASS

ViewBug (online; prizes include cash and gear)

Classic Beauty, Deadline: May 5

<http://www.viewbug.com/contests/classic-beauty-photo-contest>

Creative Portraits, Deadline: May 11

<http://www.viewbug.com/contests/creative-portraits-photo-contest>

Motherhood, Deadline: May 13

<http://www.viewbug.com/contests/motherhood-photo-contest>

HDR Landscapes, Deadline: May 19

<http://www.viewbug.com/contests/hdr-landscapes-photo-contest-explore-series>

Farms and Barns, Deadline: May 31

<http://www.viewbug.com/contests/farms-and-barns-photo-contest>

Composing with the Horizon Photo Contest, Deadline: Aug. 3

<http://www.viewbug.com/contests/composing-with-the-horizon-photo-contest>

Washington School of Photography

Hang the Halls (put your photos on the wall at WSP)--ongoing

<http://washingtonartworks.com/gallery/open-call-for-the-halls/>

Outdoor Photographer magazine

Weekly assignment (contest)--ongoing

<http://www.outdoorphotographer.com/contests.html>

Popular Photography magazine

Monthly and specialty contests--ongoing

<http://www.popphoto.com/contests>

The Maryland Zoo (Baltimore)

Monthly photo contest of zoo animals, Deadline: last day of the previous month

<http://www.marylandzoo.org/edzoocation/photo-contest/>

Photographer's Forum magazine

36th Annual Spring Photography Contest, Deadline: May 20

http://pfmagazine.com/photography-contests/?utm_source=ArtList&utm_medium=banner&utm_campaign=BOP16&utm_content=160X600

Washington Printmakers Gallery

National Small Works Exhibition, Deadline: May 21

<http://washingtonprintmakers.com/national-small-works-exhibit/>

Biggs Museum of American Art (Dover, DE)

Biggs Shot 2016 Photography Competition, Deadline, May 6

http://www.biggsmuseum.org/?page_id=2131

Art-competition.net (online)

Black & White Photography, Deadline: May 9

<http://www.art-competition.net/>

Colors of Humanity Art Gallery (Everett, PA)

Water, Deadline: May 15

<http://www.colorsofhumanityartgallery.com/Water-2016/Water-2016-Entry-and-Prospectu/n-ZcXh8j>

Brooklyn Waterfront Artists Coalition, (NY)

Color, Deadline: June 2

<http://bwac.org/2016/02/color/>

DIGITAL PROJECTION SUBMISSIONS

The requirements for submitting images for digital projection are:

Submission Deadline

- Midnight 1-week before competition (SSCC's Speaker meeting night)
 - Send submissions to SSCCphotography@yahoo.com
 - Images (per member per competition): maximum of 2
- File Format: JPEG
- File Size: 500 KB (max)
- File Name: **Level ~Maker's Name~Image Title.jpg**
 - Example: Advanced~Tom Jones~Washington Landscape.jpg
 - The tilde "~" character separates the 3 sub-fields of the file name
 - **Level** - "Novice" or "Advanced" (capitalization not required)
 - **Maker's Name** - spaces allowed
 - Please use the same name throughout the year to aid record keeping.
 - **Image Title** - spaces allowed

DO NOT embed commas (,) or tilde (~) in any of the File Name sub-fields.

The "**File Name**" requirements are very important for running the competition. Please be careful when entering this information. Nonconforming filenames make it very difficult to track your entry. Use a tilde (~), NOT a dash (-) to separate the subfields (**Level~Maker's Name~Image Title**) of the filename. The Competition Chair will not make changes to the filenames after submission, so please check them carefully before submitting.

The computer and software will automatically rescale your image for projection, but if you want to exert full control over how the image is displayed, you should consider resizing and sharpening the image (maximum of 1024 pixels wide and 768 pixels high) yourself. Please see the *Member Handbook* (<http://www.scccphotography.org/wp-content/uploads/2014/08/SSCC-Member-Handbook2014.pdf>) for tutorials on how to resize images in Lightroom or Photoshop.

The maximum file size of **500KB** is to limit the demands on computer memory and speed the presentation.

The computer we use for competition night will automatically add black bars at the side of the photo based on the photo's aspect ratio. If for artistic reasons you wish your image to be presented at a size smaller than screen's full height or width, then you must size your image and position it within a 1024 pixels wide x 768 pixels high **black** background image (canvas size in Photoshop).

Questions: Doug Wolters at SSCCcompetitions@aol.com

PRINT IMAGE ENTRY GUIDELINES

More info on the back of prints is required. In addition to the old requirement (name, title, and an arrow indicating the top of the print), you must also include your level and the date of the competition. The template provided on the SSCC website at http://www.scccphotography.org/wp-content/uploads/2014/08/SSCC_competition-label-8-14b.pdf.