

CABLE RELEASE

SILVER SPRING CAMERA CLUB

FOUNDED 1950

March 2016

Volume 57 Number 8

SSCCPHOTOGRAPHY.ORG



SSCC Officers and Chairs 2015-2016

President: Michael Koren (president@ssccphotography.org)
Vice President: David Blass
Treasurer: Bruce Schaefer
Secretary: Ted Ringger (membership@ssccphotography.org)
Directors: Dave Powell, Doug Wolters, Bob Catlett
Competition Chair: Doug Wolters
(competition@ssccphotography.org)
Program Chair: Coco Simon (programs@ssccphotography.org)
Education Chair: Michael Koren (info@ssccphotography.org)
Membership Chair: Renee Schaefer
(membership@ssccphotography.org)
Field Trip Chair: Pepe Izursa
Open Forum Moderator: Dave Powell
Historian: Norm Bernache
PSA Rep: Loretta Argrett
Newsletter Editor: Patrick Stuart
(cablereleaseeditor@ssccphotography.org)
Webmaster: Dan Siskin (web@ssccphotography.org)

Visitors and prospective members are welcome. Membership is open to all persons interested in photography. For more information, contact Laurel Sharf at membership@ssccphotography.org.

The *Cable Release* is published nine times each year, September through May, for members of the Silver Spring Camera Club. Articles are written by members of SSCC, which is a community-based organization dedicated to the advancement and enjoyment of photography.

SSCC member submissions for the *Cable Release* should be directed to Editor, *Cable Release*, at cablereleaseeditor@ssccphotography.org. More information is available in the *SSCC Member Handbook*: www.scccphotography.org

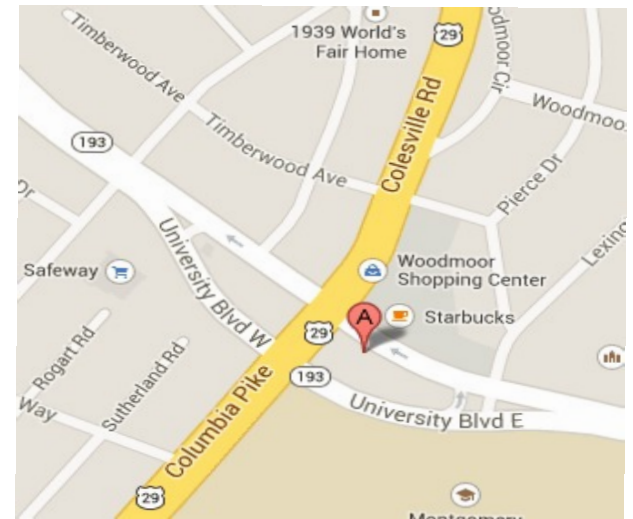
The Silver Spring Camera Club has been a member Club of the PSA since the club was founded in 1950. For information regarding the benefits of a PSA individual membership and for PSA sponsored activities, please contact our Club PSA Representative, Loretta Argrett.



SSCC MEETING LOCATION

All FOUR major monthly meetings of the Club Year are held at the Silver Spring United Methodist Church at Four Corners in Silver Spring.

Note: The main parking lot is accessed from the eastbound side of University Blvd, and you cannot make a left from southbound Colesville Rd. onto University Blvd. If you are coming from College Park/Takoma Park: Go west on



University Blvd. Cross the Rte. 29/Colesville Rd intersection and turn left at the loop just past McDonalds. Go back east on University Blvd., cross Rte. 29 and turn left into church parking lot A. If you are coming from points north of Four Corners: Proceed south on Rte. 29 and turn right onto University Blvd., move into the far left lane and turn left at the loop just past the McDonalds. Go east on University Blvd., cross Rte. 29, and turn left into the church parking lot.

ISSUE CONTENTS

- 3 This Month at SSCC
- 4 Judge and Speaker Bios
- 6 Message from the President
- 7 Member News
- 11 Field Trips
- 13 Member Articles
- 16 Competition Winners
- 23 Classes and Workshops and Current Exhibits
- 26 Calls for Entry

COMPETITIONS 2015-2016

DOUG WOLTERS, COMPETITION CHAIR

September - Open February - Still Lifes

October - Nature March - Open

November - Open **April - Landscapes**

December - Industrial/
Mechanical May - Black &
White/Monochrome

January - Open

For further information on each competition topic and competition rules, please consult the *Member Handbook* at www.sscphotography.org. For further questions, please contact Doug Wolters at competition@sscphotography.org.

APRIL AT THE SSCC

- 2 Meet-up - Blossom Kite Festival
- 7 Social Hour (6:30 p.m.)
- 7 Speaker Night (7:30 p.m.)
- 14 Competition Night: Open (7:30 p.m.)
- 21 Education Night (7:30 p.m.)
- 28 Open Forum (7:30 p.m.)

EDUCATION NIGHT - APRIL Model Shoot

Education night of each month is the evening that is devoted to some sort of photographic education. This month, rather than a standard model shoot, the educational aspect of our model shoot will turn things around and have the model provide photographers with tips and guidance from a model's perspective. Some things you will learn from our model are:

- Tips to the photographer on things to say to get desired emotions and poses
- Tips on poses to use on different body types
- Tips for a new or inexperienced photographer (cont'd p. 4)

APRIL OPEN FORUM NIGHT

For the Open Forum night this month, April 28, this month's unifying picture topic is "Shadows as composition." We will also "debrief" each other on recent field trips, so bring in your shots and talk about the experience. We will have the usual book reports, gallery reviews, equipment and software discussions, or any photo related topic on your mind. Anyone who wishes to give a 5 to 10 minute presentation should get in touch with Dave (dave@davidwpowell.com).

- Tips on expectations going into a shoot
- What type of direction and feedback does a model like?
- Tips for shooting outside
- And much more!

Our model for the evening is Anastasia Green. She is a 38-year-old, full-time freelance model. This Maryland native, who is part Russian and part Brazilian, is proud of the fact that she has had no facial or body modifications (That's right. Everything about her is real, folks!), is tattoo-free, and has minimal piercings - a single piercing in each ear. Although she is well-versed in practically all genres of modeling, as a former longtime ballerina, Anastasia is especially passionate about photography that takes an artistic and creative approach to capturing the beauty and grace of the female form. She is a frustrated film theorist at heart, a total goofball who doesn't take herself too seriously (She has a lot fun with her own awkwardness and loves making people around her laugh), and looks forward to collaborating and taking photos with imaginative artists.

Ana is a professional that makes her living as a model. As with any professional, it is fair and reasonable to set a fee for her time and work. In order to properly compensate Ana, we will have a one-time fee of \$20 per person attending this evening. I hope you can attend, learn something and support Ana all at the same time.

We require a minimum attendance of 10 people for this to be successful. Because of this, payment must be made before the event. Refunds WILL be issued if we cannot meet the minimum attendance.

There are two ways to pay:

- Go to the Club's Meetup site, click the proper event (Model Shoot) and pay online with a credit card.
- Bring cash (exact change please) or check made out to Silver Spring Camera Club to any meeting prior to Education Night. You can give your money to Bruce Shaefer (Treasurer) or any member of the Board.

COMPETITION COLUMN

Doug Wolters, Competition Chair

The SSCC club-year is approaching the end! Two more competitions left. For this month:

APRIL: LANDSCAPES

Landscapes are photographs of natural scenery, of the earth's topography. This includes not only scenery such as mountains, hills, lakes, streams, fields, tundra, canyons, and buttes, but may also portray coastal scenery and the water itself.

Generally, landscapes convey a sense of expansiveness. Some landscape subjects may actually be small in size but still show an expansive quality, such as certain geological formations.

Unlike the nature competition, the landscape theme does permit the inclusion of people or man-made elements, though not as predominant subject matter. For the purposes of this competition, landscapes do not include cityscapes.

Pay close attention to the last paragraph in the definition. It is, as is so much in life, a matter of balance. A person or building is OK to include in the photo, but not if the photo is primarily about that person or building. The "natural scenery" needs to clearly be the predominant subject of the photo.

The web is a great source of information about landscape photography. I googled "Landscape Photography" and on the first page found at least eight interesting "tips and tricks"-type articles. And for inspiration, from the iconic images of Ansel Adams to this month's issue of *Popular Photography*, there is no end of sources.

Then, get ready for May's competition: Black & White / Monochrome. As I hope Greg Holden convinced you in his speaker's night presentation, there is nothing to be afraid of in shooting black & white.

Stay tuned! I will be sending an email blast in early April with more about shooting black & white / monochrome images.

Happy shooting.

Doug Wolters

NOTED NATURE PHOTOGRAPHER JUDGES LANDSCAPE COMPETITION

Corey Hilz, well known nature and travel photographer, has graciously agreed to judge our landscape competition this month. While macro nature photography – especially with unusual techniques – is one of Corey's specialties, his expansive landscapes are breathtaking. He brings a practiced eye to critiquing our competition and a serious approach.

A favorite judge for camera clubs, Corey last judged for us in October 2014 for our annual Nature competition. Some of you may know Corey by having participated in one of the many photo workshops he offers throughout the mid-Atlantic area and up and down the East Coast. Farther afield, Corey leads international photo tours to destinations such as China, Cuba, Ireland, and the Czech Republic. Besides field adventures, Corey also gives software training and photography classes, mainly in northern Virginia but also on line. For image processing, Corey teaches Lightroom, Photoshop, and Aperture. His other classes focus on particular photographic techniques such as composition, macro, or lighting and flash. He even offers one-on-one or specialized small group training.



In Corey's own photography, he has found that the diversity in nature and in cultures around the world offers boundless opportunities for new images. Never content with straight narrative, he approaches his subjects with an artistic eye, always looking for a fresh perspective. While Corey has created an impressive library of images from his international travel, he declares that he often finds his most interesting subjects close to home.

Corey's remarkable images can be seen in magazines, books, catalogues, and calendars. His work is also found in private collections and is exhibited in art galleries. Widely recognized as a Lensbaby expert, Corey wrote the first book dedicated to this exciting slant on photography: "Lensbaby: Bending your Perspective," now in its second edition. He's also written five other books, including two on digital workflow.

You can find out more about Corey Hilz and his work on his web site: www.coreyhilz.com.

GUEST SPEAKER: CELEBRATED SSCC MEMBER HENRY NG

A member of SSCC since 1974, Henry Ng rounds out the guest speaker roster of our photography masters as we celebrate the club's 65th anniversary.

An internationally recognized photographer, Henry has been involved with this art for over 45 years. He was born in China, raised in Hong Kong, and immigrated to the US at age 18. When he was 13, his interest in photography awakened, and to this day, his preferred subjects cover a wide range: people, landscapes, human-interest subjects, nature, sports, and creative photography. He actively participates in the International Exhibition of Photography competitions from all over the world and has an exceptional international competition record. He was ranked a number of times among the Worldwide Top 10 Exhibitors in five categories of the "Who's Who in Photography," published by the PSA (Photographic Society of America). In 2005, he was ranked first in the world in both pictorial color slides and photo travel images (2005 and 2006). Henry's striking images are

frequently selected for publication in the International Exhibition catalogs, and his award-winning photographs are represented in the PSA "TOPS in Photography" program.

Before we look further at Henry's enormous photographic accomplishments, let's examine his role in SSCC. He served as our vice president from 2003-2005 and as our PSA representative from 2005-2008. Amazingly, Henry won the Photographer of the Year award eight times (advanced level) and was awarded the Master of Photography in 2004, when he had accumulated over 300 points in competitions. Henry also received our Len Tuchin Award for best in show of the year-end competition, the Joyce Bayley Award in the annual nature competition, and the club's Service Award.

From 2005-2007, Henry served as vice chairman of the PSA Mid-Atlantic Chapter...but that's only a small hint at his extraordinary involvement in and dedication to PSA. Besides winning many awards in the international exhibitions competitions, Henry was invited to serve as the PSA's Image Collections vice president and served as a member of the PSA board of directors in 2007. After serving the maximum allowable three terms as PSA vice president (2007-2013), the PSA board created a new position and appointed Henry as the PSA ambassador in 2013 to represent PSA in the world photographic community. He currently also serves on many PSA committees.

With his outstanding service and contributions to PSA and the world photographic community, Henry was selected a Fellow of PSA and in 2014 was awarded the PSA president's award – one of



the two highest awards that the organization confers. In 2015, he was named for the Peabody Award by PSA for his contributions to advance the photographic art.

In addition to his PSA service, Henry also serves as an adviser for the Photographic Society of New York; CCACC in Maryland; Houston Chinese Photographic Society; Asian American Photographic Salon Exhibitors Association in Los Angeles; Alberta Photon Camera Club in Canada; Hong Kong Art Photographic Association; and the Photographic Salon Exhibitors Association in Hong Kong. He is often invited to judge in the international exhibition competitions and has conducted photography seminars for camera clubs in the US, Canada, and a number of other countries.

The list of honors and awards that Henry has won is far too long to publish in the *Cable Release*, but it's clear that Henry Ng shines with extraordinary brilliance in the SSCC constellation of superb photographers.

KERNELS OF KOREN - MESSAGE FROM THE PRESIDENT

The end of our year is quickly approaching. Plans are underway for our annual year end awards ceremony, the Executive Council of the Board will be choosing a Service Award and competition points will be tabulated to determine the Photographers of the Year.

This is also the time of year to determine the makeup of next year's Board of Directors, this includes Chair positions and Officers. This coming May the Club membership will vote for the Officers. The Chair positions do not require a vote but are no less important. As is true with any volunteer organization there is some turnover of positions on the Board. Some have served multiple years and wish to step down to allow new people to perform the job and some just want to take a less active role in the Club. At the time of this writing all available positions are not yet known. Much will be clarified at the next few board meetings. Regardless of the positions available anyone that is willing to volunteer their very valuable time is welcome to contribute. In other words, if you want to contribute to the behind the scenes

running of the Club and the specific Chair position is occupied let me know!! We can still use your help and will find a role for you. All are welcome!

MEMBER NEWS

DIRECTORS' TERM OF SERVICE

The Board of Directors recommends to membership modifications to the Directors' term of service. The recommendation is to change the current term of three years to a two year term, but a Director will not be able to serve concurrently as a Chair.

The goal of the recommendation is to get more people involved with the Board and therefore more people taking part in the decision-making process that runs the Club.

This recommendation will require a change of the Clubs Constitution. Our Constitution states:

Article XVII - AMENDMENTS

This Constitution and By-Laws may be amended by a 2/3 vote of members present at a regular Club meeting, including written proxies. Amendments may be proposed by any Club member. A proposed amendment may not be voted on at the meeting in which it is proposed, but shall be voted on after publication in the Cable Release and not later than the second regular Club meeting following such publication.

The election will occur first thing on April's Competition Night (4/14/2016). If you are unable to attend this meeting, please cast your vote (FOR) or (AGAINST) via email proxy to president@ssccphotography.org. If you would like further information please do not hesitate to contact me at the same email address.

- Michael Koren, President

RECENT SPEAKER MICHAEL BOREK INVITES SSCC TO GALLERY OPENING

This past February, the unusual and very interesting Czech photographer, Michael Borek, spoke to us about some of his recent photographic explorations. Some of you may remember the series of images he called "What Would Sudek Do?" titled after the famed Czech photographer Michael used to see walking along his Prague street.

Michael's latest work will be on exhibit at the Multiple Exposures Gallery in the Torpedo Factory from March 29 through May 8. The opening reception will be held on Saturday, April 16 from 2:00 pm - 5:00 pm. Michael extends his personal invitation to all SSCC members to attend the opening and would be pleased to see you there.



The title of the exhibit is *Treachery of Images: The White House*. In this solo show, Michael introduces 16 new photographs of what seems to be the White House: one for each block of the 1600 Pennsylvania Avenue address. The project borrows its title from the surrealist artist René Magritte's famous painting *Treachery of Images (This is Not a Pipe)*, to remind the viewer that things are not always what they appear. In their serial and minimalist rendition, the photos also pay a playful homage to the typologies of industrial structures photographed by Bernd and Hilla Becher.

Michael Borek's *Treachery of Images: The White House*


Opening reception:	Saturday, April 16, 2-5 p.m.
Exhibition dates:	March 29 - May 8, 2016
Gallery address:	105 N. Union Street (#312), Alexandria, VA 22314
Gallery phone:	703.683.2206
Gallery web site:	www.multipleexposuresgallery.com
Artist web site:	www.michaelborek.com

JOE MILLER ABSTRACT EXHIBIT

Yet again, SSCC's members have made a strong showing at the Joseph Miller International Abstract Photography Exhibit. This year, Beth Koller, Nick Williams, David Terao, and Doug Wolters each had multiple pictures juried into the show. The show, held annually at the Joseph Miller Center for the Photographic Arts in Gainesville, VA, runs from May 7 to May 30. This year, 342 images from 79 photographers were submitted for selection into the 2016 exhibit. Joe's exhibit space accommodates 120 images.



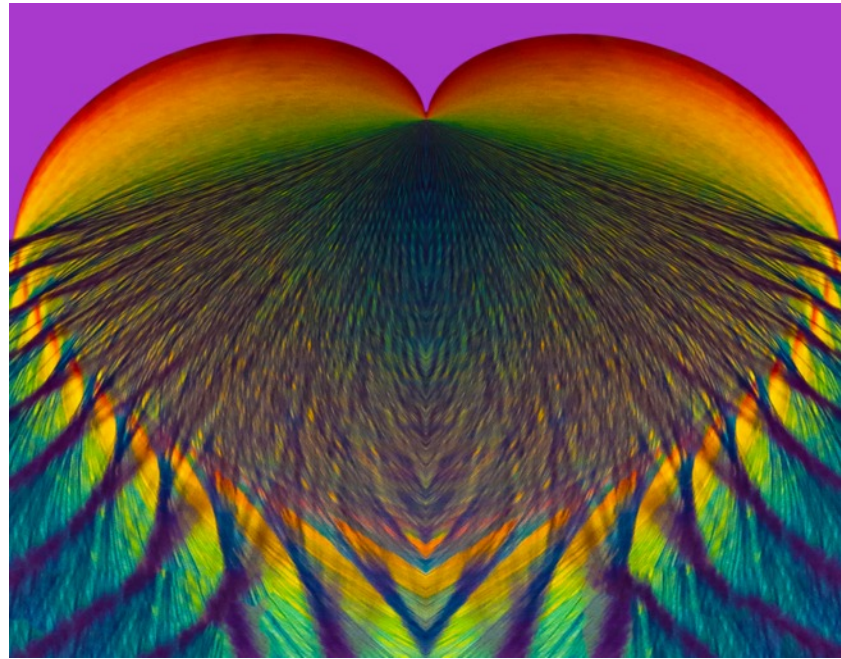

"Measure Up" and
"Hypnotic" by Beth
Koller




"Flying Echinacea" by Doug Wolters



"Draco" and "Smoke Flower" by
David Terao; "Spirit" (featured in our
March winners section) was also
accepted




"Mild Tornado" and "Heartstrings" by Nick Williams



"Color Slide" by Doug Wolters

**PROJECTED ENTRIES
DUE MARCH 3
BY MIDNIGHT**



One of a Kind - Hand Pulled Image Transfers
Natures Colors Textures Patterns
By: Charles W. Bowers

Bernice Kish Gallery at Slayton House
10400 Cross Fox Lane - Columbia, MD 21044
March 31- May 7, 2016

Reception: Sunday - April 3 - 3-5:00 pm
Gallery Hours: M-Thur 9am-9pm Fri 9am-5pm Sat 9am-2pm
Sunday closed



CELEBRATE SPRING AT THE SSCC SOCIAL HOUR!!

Thursday, April 7

6:30-7:30

Right before the Guest
Speaker's presentation

FOR MORE INFORMATION CONTACT: RENÉE SCHAEFER,
MEMBERSHIP@SSCCPHOTOGRAPHY.ORG

SSCC FIELD TRIP

APRIL 2 KITE FESTIVAL Washington, DC

The April joint NIHCC/SSCC Meet-Up will be on Saturday April 2 for the annual Kite Festival on the Mall. There should be lots of opportunities for shots of flying kites and people watching them. Maybe even a cherry blossom or two.

Time: 10:00am - 4:30pm

Location: Grounds of the Washington Monument near 17th Street NW and Constitution Avenue (0.4 mile walk from the Smithsonian Metro Station).

Cost: FREE

Rain Date: Sunday April 3

Closest Metro stations: Smithsonian and Federal Triangle
Schedule of Events:

- (a) Competition Field (Near the Washington Monument)
 - 10:30-11:00am - Kite Ballets & Demonstrations
 - 11:00am-1:00pm - Adult Kite Makers Competition
 - 1:00-1:30pm - Soar into Spring Demonstrations
 - 1:30-2:30pm - Hot Tricks Showdown
 - 2:30-3:00pm - International Kite Demonstrations
 - 3:00-4:00p - Rokkaku Battle
 - 4:00-4:15pm - Puzzle Rokkaku
 - 4:15-4:30pm - Award



- (b) Family Field
 - 10:30-11:00am - Youth Kite Makers Practice Fly
 - 11:00am- Noon - Youth Kite Makers Competition
 - Noon-12:30pm - Youth Kite Makers Awards
 - 12:30-1:00pm - Mini Rokkaku Practice
 - 1:00-1:30pm - Mini Rokkaku Challenge (ages 5-9)
 - 1:30-2:00pm - Mini Rokkaku Challenge (ages 10-15)
 - 2:00-3:00pm - Bol Races
 - 3:00-4:30pm - Family Open Fly

Internet link:

<http://dc.about.com/od/specialevents/a/SmithKiteFest.htm>

Jim Turner will be at the top of the escalator at the Smithsonian Metro stop at 9:45am, if you would like to meet up. But if you arrive later you will find that things are pretty much self explanatory.



PHOTOS FROM MARCH 26 FORT WASHINGTON FIELD TRIP

The club's trip to Fort Washington was a success with 15 members in attendance.



PHOTOGRAPHY: THEN AND NOW

by Stephanie Banks

If you are inclined to brush off or resurrect your note- and test-taking skills, you may enjoy a photography course sponsored by the Museum of Modern Art through Coursera. And if you would like to showcase your achievement, you may purchase a certificate for \$49. Otherwise, the course is free and you complete the lessons at your own pace.

This is not a course to improve your technique or to learn how to take better photographs. The objective is to provide insights into the genius of the Old Masters and to introduce a diversity of ideas, approaches and techniques from photography's inception to the twenty-first century. In addition, the student will "... learn to look critically at the way photographs have been used to construct narratives that shape our understanding of ourselves and the world around us." All photographs included in the lessons come from the MOMA collection.

The course is divided into six lessons. There is often a video interview with a noted photographer, required readings, and a number of additional articles or YouTube videos to supplement each lesson. Lesson 1 is an introduction to seeing through photography. Lesson 2, entitled One Subject, Many Perspectives, examines the early work of Edward Steichen, Ansel Adams, Eugene Atget, Alfred Stieglitz, and others. Lesson 3 analyzes documentary photography. Lesson 4 discusses Pictures of People. Lesson 5 describes Constructing Narrative and Challenging Histories. It introduces the work of modern photographers, among them Hank Willis Thomas, Harry Callahan and Cindy Sherman. This lesson demonstrates how photography portrays popular culture, advertisement and world events. Lesson 6, an Ocean of Images: Photography and Contemporary Culture, explores how our image-saturated world interprets reality through photos. This final lesson is quite interesting. It describes several changes in artistic style and the advent of the avant-garde as a result of technical advances and camera-less techniques.

At the conclusion of each lesson, there is a multiple choice quiz (you must answer 8 out of 10 to pass), followed by two short essay questions. There is a final project, which includes a quiz plus two 500 word essays to complete.

I was introduced to a number of photographers unknown or little known to me, including: Robert Frank, Lee Friedlander, Philip-Lorca diCorcia and Robert Heinecken, to name a few among many more. I learned that photography requires dedication, huge amounts of time, and a lot of walking and looking. It continues to be a field of experimentation. On a deeper level, I appreciate that photography is a medium whose business attempts to understand or interpret many aspects of the world and is also an art form, with occasion to please the eye and our imagination. (For more information see <http://www.coursera.org/learn/photography>.)



THE ABANDONED RUINS OF ST. MARY'S COLLEGE, ELLICOTT CITY

By Karen Carkhuff

The ruins are located about two or three miles down river from Old Town Ellicott City's Main Street on River Road. The day we went, it was cold, with light rain and snow, which caused a nice even light to fall everywhere. On the first leg of the trip we had to climb two flights of stairs, which added up to about eighty steps in all. It was quite a climb, but worth every step! With a short trail walk and another flight of stairs we reached two trails. The trail to the left led to an abandoned water tower and pool; the trail to the right led to the foundation of one of the buildings. The top floor is completely demolished, but the lower levels are mostly intact; so down we went. Graffiti covered everything. The lowest level was a large vaulted chapel with a single window giving the place an eerie feel and little light. Back outside we headed farther up the hill and another flight of stairs to a large outdoor chapel. From there we walked back along the trail to the abandoned water tower. The tower had two entrances, a small hole in the side and a hatch on the very top accessible from an iron ladder attached to the side. Despite the cold and snow we had a fantastic time!





MARCH 2016 COMPETITION WINNERS - OPEN

Date: March 10, 2016
Topic: Open
Judge: Karen Messick

Loretta Argrett, "Bar Harbor Fishing Boats"



NOVICE PRINTS

1st - Alex Rasputnis, Window
2nd - Larry Gold, Snowy Day
3rd - Loretta Argrett, Straight Lines
HM - Elise Shurie, Snow Bliss
HM - Loretta Argrett, Bar Harbor Fishing Boats

ADVANCED PRINTS

1st - David Terao, Incandescent Bulb
2nd - David Blass, Taverna Scene 2
3rd - Beth Kohler, Looming
HM - David Terao, Spirit
HM - Coriolana Simon, Edible Calligraphy

NOVICE PROJECTED

1st - Loretta Argrett, Tranquil Martha's Vineyard
2nd - Larry Gold, Sanibel Shell Hunt
3rd - Laurel Sharf, View of the New
HM - Loretta Argrett, Up the Hill, Maybe Not
HM - Elise Shurie, Winter Wonder

ADVANCED PROJECTED

1st - Bob Catlett, The Stairist
2nd - David Terao, Antique Pencil Sharpener
3rd - Nick Williams, Beautiful Beetle
HM - Douglas Wolters, Never Weather Beaten Sail
HM - Bob Catlett, Pratt



Loretta Argrett,
"Tranquil Martha's
Vineyard"

COVER: Larry Gold, "Sanibel Shell Hunt"

MARCH 2016 COMPETITION WINNERS - OPEN



Doug Wolters, "Never Weather Beaten Sail"
Shot with a Canon 100mm f/2.8L mounted on a Canon 5D Mark III, 2.5 sec. at f / 25. The name comes from one of my favorite lute songs, one by Thomas Campion. Some of the text: "Never weather-beaten sail more willing bent to shore...than my wearied sprite now longs to fly out of my troubled breast." This zinnia is ready to depart.



Coco Simon, "Edible Calligraphy"
This image is one of my series of "edibles" - portraits of vegetables and occasional fruits. For most of the "edibles," I turn to ikebana (Japanese flower arranging) for composition as well as for the actual containers. Here, the natural bends and curves of the garlic scapes formed themselves into a kind of script. As usual, the image was made with my old but trusty Canon 5D Mark II and my old, non-image-stabilized Canon 100mm macro lens. For support, I use a Really Right Stuff carbon fiber tripod and ball head. Natural light.



Elise Shurie, "Winter Wonder"

MARCH 2016 COMPETITION WINNERS - OPEN



David Terao, "Antique Pencil Sharpener"

I was inspired by a similar image created by Harold Ross and his light painting technique using a small LED flashlight. I used a Canon 5D MkIII and Zeiss Makro-Planar T* 2/100 lens on a tripod. Exposure was created in Bulb mode using 30 sec @ f/16 and ISO 50.



David Terao, "Spirit"

This image was created from incense smoke that was side lit with two mini-spot lamps facing each other. I used a Canon 5D Mk III and 90mm tilt-shift lens on a tripod. Exposure was 1/200 sec @ f/11 and ISO 200.

David Terao, "Incandescent Bulb"


I used a 40W appliance bulb that was dimmed to its lowest setting for this shot. To give the outer glass more dimensionality, I placed two continuous lights softened through a large white diffusion sheet on each side. Shot with a Canon 5D Mk III and Zeiss Makro-Planar T* 2/100 lens on a tripod. Exposure was 1.0 sec @ f/20 and ISO 100.



MARCH 2016 COMPETITION WINNERS - OPEN



Nick Williams, "Beautiful Beetle"
I was shooting sunflowers at McKee Beshar early one morning and I caught this beautiful beetle with its back full of dew still napping.



Alex Rasputnis, "Window"
I made this image during my trip to Bermuda. Henry Cartier Bresson said: "A Photographer needs only one eye, one finger, and two legs..." I walked through the islands and found this interesting lighthouse. This window was on one of lighthouse buildings ... and it was a classic representation of the KISS rule in photography.



Beth Koller, "Looming"
This image was taken hand-held with a semi-wide angle lens in gale force winds at the base of the National Gallery (within 6 feet). The trick was to have either dramatic clouds throughout the sky or a clean geometric looking sky with a tight crop at the top-nothing in between. I had wanted 3 geometric building shapes-so the proper density of the shadow and the brightness of the building were important. The clouds behind me were constantly moving across the sun-so I would be looking behind me and then looking to my left at the clouds coming in over and behind the building. Time elapsed 30 minutes.

MARCH 2016 COMPETITION WINNERS - OPEN

Bob Catlett, "The Stairist"



Bob Catlett, "Pratt"



Laurel Sharf, "View of the New"

MARCH 2016 COMPETITION WINNERS - OPEN



Loretta Argrett, "Straight Lines"



David Blass, "Taverna Scene 2"
This was shot with a Nikon D7100 and a Nikon 18-200mm $f/3.5-5.6$ lens at 110mm, $f/11$, 20 seconds. I made a composite of 3 images in order to put the red highlights in the wine glass and bottle.

MARCH 2016 COMPETITION WINNERS - OPEN

Loretta Argrett, "Up the Hill, Maybe Not"



Elise Shurie, "Snow Bliss"



Larry Gold, "Snowy Day"

CLASSES AND WORKSHOPS

DAVID BLASS

Capital Photography Center

- Early Morning Cherry Blossoms Photo Shoot, Fri. Apr. 1 or Sat. Apr. 2, 6:10-8:40am
- DSLR Photography--The Basics, Sun. Apr. 3 or Sun. Apr. 10, 9:30am-1:30pm
- C&O Canal and Pennyfield Lockhouse Field Shoot, Sun. Apr. 3, 3:30-6pm
- Creative Techniques, Wed. Apr. 6, 7-9:30pm
- Lightroom in a Day, Sat. Apr. 9, 9am-5pm
- Getting Started in Bird Photography, Sat. Apr. 16, 8:30-11:30am
- Great Falls at Dawn, Sat. Apr. 23, 6-9am
- External Flash Made Easy, Sun. May 1, 1:30-5:30pm

And others at <http://capitalphotographycenter.com/classes/>

Nature & Photography Tours

- Trekking in Nepal, April 11-23
- Ecuador, Aug. 1-9 (Amazon extension available)
- Maine, Aug. 24-28
- Costa Rica, Aug. 26-Sep. 3 (Arenal extension available)
- Cultural and Spiritual Nepal, Sept. 19-28
- Custom Tours available

<http://www.naturephotographytours.com/>

Joseph Van Os Photo Safaris

- Costa Rica Birds, Apr. 2-14
- Holland at Tulip Time, Apr. 10-21
- Ultimate Galapagos, May 25-June 11
- Spitsbergen-The Pack Ice Voyage, June 28-July 8
- Jaguars & Wildlife of Brazil's Pantanal, June 30-July 12 (other dates available)
- Brown Bears of Katmai National Park, Jul. 3-8
- Iceland Revealed, Jul. 29-Aug. 9
- Denali National Park in Autumn, Aug. 27-Sep. 3
- Colorado Fall Colors, Sep. 25- Oct. 1
- World's Best Raptor Shoot, Oct. 15-20

And many others at www.photosafaris.com

Art Wolfe

- Altiplano, April 11-20
- Galapagos, May 6-14, May 13-21
- Vietnam Northern Tribes and Landscapes Workshop, May 21-31

- Lake Quinault Photography Retreat, June 8-12
- Abstract Astoria Workshop, Aug. 11-14
- Palouse Workshop, Sep. 1-4, 2016
- Okavango Delta and Timbavati Mature Reserve, Nov. 2-15
- Mystical Myanmar Workshop, Dec. 6-14

And more at <http://www.artwolfeworkshops.com/>

Nikhil Bahl

- Southwest Florida Rookeries by Boat, Apr. 14-17
- Osprey by Boat (Vero Beach, FL), Apr. 18-21
- Springtime at Chincoteague Island May 13-15
- Ultimate Iceland Summer Adventure, July 5-17

And others at

http://www.nikhilbahl.com/photography_workshops.html

Washington Artworks and Washington School of Photography

- Introduction to Digital Photography (4 sessions), Sun. Apr. 3-24, 2-5pm. Also Tue. and Thur. sessions
- Smartphone Photography, Tue. Apr. 12, 7-10pm
- Focus on Composition (4 sessions), Mon. May 2-15, 7-10pm and a Sunday field trip, May 23
- Digital SLR Basics, Mon. Apr. 4, 10am-1pm. Other sessions also.

And others at <http://washingtonartworks.com/product-category/photographyworkshops/#.U-kmFlxbxwI>

Horizon Workshops

- The Olympic Peninsula, May 15-22
- <http://www.horizonworkshops.com/workshops.html?cr=211>
- Osprey Photo Workshops & Tours
- Nature Photo Workshop-Assateague Island, Apr. 15-17
- Outer Banks Workshop, Apr. 22-24
- Tangier Island Photo Workshop, May 13-15
- Brazilian Pantanal Photo Tour, June 27-July 7

<http://www.ospreyphoto.com/>

Tony Sweet Photography

- Charleston, SC, Mar. 28-Apr. 1
- Smokies Spring, Apr. 24-28
- Geneva, NY, May 23-27
- Madeline Island, WI, June 27-July 1
- Palouse, WA, Aug. 7-11
- Badlands, SD, Sep. 5-9

and others at <http://tonysweet.com/workshops/>

Glen Echo Park

- Great Portraits with Simple Lighting (2 sessions), Apr. 7 & 14, 7-10pm
- My Camera Can Do What? (2 sessions), Sat. Apr. 9 & 16, 10am-1pm
- Night Visions Workshop, Tue. Apr. 19, 7-10pm

And many more at

<http://www.ssreg.com/glenechopark/classes/classes.asp?catID=4403&pcatID=4379>

Smithsonian Associates

- The Joy of Photography (8 sessions), Tue. Apr. 12-May 31, 6:30-9:30pm (Also Apr. 17-June 12)
- Open Darkroom Plus (8 sessions), Thu. Apr. 14-June 2, 6:30-9:30pm (Other dates too)
- Intro. to B&W Film Photography and the Darkroom (8 sessions), Fri. Apr. 15-June 10, 6:30-9:30pm
- Mastering Exposure (4 sessions), Thu. May 19-June 9, 6:30-9:30pm

http://smithsonianassociates.org/ticketing/tickets/search_photography.aspx?keyword=C-Photography

INTRODUCTION TO DIGITAL PHOTOGRAPHY

By Jim Auerbach

Learn how to choose a digital camera, understand your camera's controls in order to capture great photos, as well as the use of tripods, lighting equipment and lens choices. You will also explore basic principles of photography and examine techniques you can use to turn a so-so snapshot into a great picture. In addition, we will look at image editing software, such as Picasa, to put the final touches on your pictures, with a brief look at Adobe Photoshop. We will conclude with methods to organize your images and to electronically send pictures to family and friends.

Instructor: Jim Auerbach

6 classes: Wednesday Evenings, April 20-June 1, 2016, 6:30-8:30 PM (No class on May 25).

Location: Holiday Park Multiservice Senior Center, 3950 Ferrara Drive, Wheaton, MD 20906.

Phone: 240-777-4999

Cost: \$30/\$25 with HPMSC Membership



EXHIBITS AND EVENTS

National Geographic Into Africa: The Photography of Frans Lanting. The exhibition offers a unique perspective of the continent. National Museum of Natural History - Smithsonian Institution 10th Street and Constitution Avenue NW, Washington, DC, 202-633-1000. Through June 5.

Nature's Best 2013 Photography Awards: Windland Smith Rice International Awards. Approximately 60 large-format images and photographers' stories highlight the beauty, power and humor found in nature. National Museum of Natural History - Smithsonian Institution 10th Street and Constitution Avenue NW, Washington, DC, 202-633-1000. Through April 20.

Investigating Where We Live. A photography exhibition of Washington, D.C. landmarks, taken by teens. National Building Museum 401 F St. NW, Washington, DC, 202-272-2448. Through June 5.

Perspectives: Lara Baladi. Baladi, an Egyptian Lebanese artist, showcases her experimental photography, which focuses on how the medium shaped perceptions of the Middle East. Arthur M. Sackler Gallery - Smithsonian Institution 1050 Independence Ave. SW, Washington, DC, 202-633-1000. Through June 5.

Photo Ark. Joel Sartore photographs endangered animals in hopes of getting people to take notice. National Geographic Museum 1145 17th St. NW, Washington, DC, 202-857-7700. Through April 11.

The New American Garden: The Landscape Architecture of Oehme, van Sweden. An exhibition of photographs, drawings and artifacts explores the contributions of Wolfgang Oehme and James van Sweden to American landscape architecture. National Building Museum, 401 F St. NW, Washington, DC, 202-272-2448. Through May 1.

Salon Style: Portraits from the Collection. The focus exhibition will explore women's involvement in early 18th-century French salons and how French female artists influenced and inspired one other. National Museum of Women in the Arts, 1250 New York Ave. NW, Washington, DC, 202-783-5000. Through May 22.

CALLS FOR ENTRY

DAVID BLASS

ViewBug (online; prizes include cash and gear)

Show Movement, Deadline: April 3

<http://www.viewbug.com/contests/show-movement-photo-contest>

World Expeditions, Deadline: April 18

<http://www.viewbug.com/contests/world-expeditions-photo-contest>

Bokeh and the Night, Deadline: April 19

<http://www.viewbug.com/contests/bokeh-and-the-night-photo-contest>

Creative Portraits, Deadline: May 11

<http://www.viewbug.com/contests/creative-portraits-photo-contest>

Classic Beauty, Deadline: May 25

<http://www.viewbug.com/contests/classic-beauty-photo-contest>

Farms and Barns, Deadline: May 31

<http://www.viewbug.com/contests/farms-and-barns-photo-contest>

Washington School of Photography

Hang the Halls (put your photos on the wall at WSP)--ongoing

<http://washingtonartworks.com/gallery/open-call-for-the-halls/>

Outdoor Photographer magazine

Weekly assignment (contest) - ongoing

<http://www.outdoorphotographer.com/contests.html>

Popular Photography magazine

Monthly and specialty contests--ongoing

<http://www.popphoto.com/contests>

The Maryland Zoo (Baltimore)

Monthly photo contest of zoo animals, Deadline: last day of the previous month

<http://www.marylandzoo.org/edzoocation/photo-contest/>

Biggs Museum of American Art (Dover, DE)

Biggs Shot Photography Competition and Exhibition (category: open), Deadline: April 1

http://www.biggsmuseum.org/?page_id=2131

Del Ray Artisans Gallery (Alexandria, VA)

Surrealism: A Photography Exhibition, Deadline: ongoing

<http://thedelrayartisans.org/cfe/2016-Surrealism.html>

Art-competition.net (online)

Faces of Humanity 2, Deadline: April 11

<http://www.art-competition.net/Faces-of-Humanity-2.cfm>

Colors of Humanity Art Gallery (Everett, PA)

"Photography", Deadline: April 15

<http://www.colorsofhumanityartgallery.com/Photography-2016/Photography-2016-Prospectus-an/n-MLrtPc>

Photographer's Forum magazine

36th Annual Spring Photography Contest, Deadline: May 20

http://pfmagazine.com/photography-contests/?utm_source=ArtList&utm_medium=banner&utm_campaign=BOP16&utm_content=160X600

Washington Printmakers Gallery

National Small Works Exhibition, Deadline: May 21

<http://washingtonprintmakers.com/national-small-works-exhibit/>

DIGITAL PROJECTION SUBMISSIONS

The requirements for submitting images for digital projection are:

Submission Deadline

- Midnight 1-week before competition (SSCC's Speaker meeting night)
 - Send submissions to SSCCphotography@yahoo.com
 - Images (per member per competition): maximum of 2
- File Format: JPEG
- File Size: 500 KB (max)
- File Name: **Level ~Maker's Name~Image Title.jpg**
 - Example: Advanced~Tom Jones~Washington Landscape.jpg
 - The tilde "~" character separates the 3 sub-fields of the file name
 - **Level** - "Novice" or "Advanced" (capitalization not required)
 - **Maker's Name** - spaces allowed
 - Please use the same name throughout the year to aid record keeping.
 - **Image Title** - spaces allowed

DO NOT embed commas (,) or tilde (~) in any of the File Name sub-fields.

The "**File Name**" requirements are very important for running the competition. Please be careful when entering this information. Nonconforming filenames make it very difficult to track your entry. Use a tilde (~), NOT a dash (-) to separate the subfields (**Level~Maker's Name~Image Title**) of the filename. The Competition Chair will not make changes to the filenames after submission, so please check them carefully before submitting.

The computer and software will automatically rescale your image for projection, but if you want to exert full control over how the image is displayed, you should consider resizing and sharpening the image (maximum of 1024 pixels wide and 768 pixels high) yourself. Please see the *Member Handbook* (<http://www.scccphotography.org/wp-content/uploads/2014/08/SSCC-Member-Handbook2014.pdf>) for tutorials on how to resize images in Lightroom or Photoshop.

The maximum file size of **500KB** is to limit the demands on computer memory and speed the presentation.

The computer we use for competition night will automatically add black bars at the side of the photo based on the photo's aspect ratio. If for artistic reasons you wish your image to be presented at a size smaller than screen's full height or width, then you must size your image and position it within a 1024 pixels wide x 768 pixels high **black** background image (canvas size in Photoshop).

Questions: Doug Wolters at SSCCcompetitions@aol.com

PRINT IMAGE ENTRY GUIDELINES

More info on the back of prints is required. In addition to the old requirement (name, title, and an arrow indicating the top of the print), you must also include your level and the date of the competition. The template provided on the SSCC website at http://www.scccphotography.org/wp-content/uploads/2014/08/SSCC_competition-label-8-14b.pdf.

SILVER SPRING CAMERA CLUB MEMBERSHIP APPLICATION AND RENEWAL

☐ RENEWAL ☐ NEW MEMBERSHIP

☐ My membership contact info remains the same (if renewal)

NAME

New members / updated current members:
NAME

SPOUSE /PARTNER or STUDENT NAME

STREET

CITY

STATE _____ ZIP _____

TEL. HOME

MOBILE or WORK TEL.

EMAIL

☐ I am a member of other camera club(s):

☐ I am a member of Photographic Society of America

☐ I am willing to serve on a committee

☐ Field trips

☐ Competitions

☐ Membership

☐ Refreshments

☐ I am willing to lead a field trip

☐ I am interested in presenting a talk on:

I suggest the following club field trips:

I would like to have the following additional training or coaching and / or club programs:

MEMBERSHIP RATES

☐ Individual: \$45

☐ Student: \$35

☐ Family: \$65

☐ Optional contribution to Commemorative Fund: \$ _____

Total: \$ _____

Dues cover the club year from September through May. **Dues must be paid no later than the 2nd Thursday in September** and before entering any SSCC competition. After January 31, only for new members dues for the remainder of the club year are \$35; dues for spouses and students are \$30; and families are \$55. We welcome your additional contribution to the SSCC Commemorative Fund.

MAKE CHECKS PAYABLE TO:

Silver Spring Camera Club

Please bring this completed form with your check before the September competition or mail to:

Silver Spring Camera Club
c/o Bruce Schaefer, Treasurer
PO Box 2375
Silver Spring, MD 20915-2375

I hold SSCC and each member of SSCC, individually and collectively, blameless for any injury that may occur to me or my guests or my property while participating in any SSCC activity or event.

Applicant's signature

Date of application