

# CABLE RELEASE

## SILVER SPRING CAMERA CLUB

FOUNDED 1950

September 2015 Volume 57 Number 1

[SSCCPHOTOGRAPHY.ORG](http://SSCCPHOTOGRAPHY.ORG)

- MAY AND YEAR-END WINNERS
- SOUTHWEST VISIONS
- PHOTOGRAPHING JEWELRY
- RIGHT PLACE AT THE RIGHT TIME



## SSCC Officers and Chairs 2015-2016

**President:** Michael Koren ([president@ssccphotography.org](mailto:president@ssccphotography.org))  
**Vice President:** David Blass  
**Treasurer:** Bruce Schaefer  
**Secretary:** Ted Ringger ([membership@ssccphotography.org](mailto:membership@ssccphotography.org))  
**Directors:** Mike Lux, Dave Powell, Doug Wolters  
**Competition Chair:** Doug Wolters  
([competition@ssccphotography.org](mailto:competition@ssccphotography.org))  
**Program Chair:** Coco Simon ([programs@ssccphotography.org](mailto:programs@ssccphotography.org))  
**Education Chair:** Michael Koren ([info@ssccphotography.org](mailto:info@ssccphotography.org))  
**Membership Chair:** Laurel Sharf  
([membership@ssccphotography.org](mailto:membership@ssccphotography.org))  
**Field Trip Chair:** Pepe Izursa  
**Open Forum Moderator:** Dave Powell  
**Historian:** Norm Bernache  
**PSA Rep:** Loretta Argrett  
**Newsletter Editor:** Patrick Stuart  
([cablereleaseeditor@ssccphotography.org](mailto:cablereleaseeditor@ssccphotography.org))  
**Webmaster:** Dan Siskin ([web@ssccphotography.org](mailto:web@ssccphotography.org))

Visitors and prospective members are welcome. Membership is open to all persons interested in photography. For more information, contact Laurel Sharf at [membership@ssccphotography.org](mailto:membership@ssccphotography.org).

The *Cable Release* is published nine times each year, September through May, for members of the Silver Spring Camera Club. Articles are written by members of SSCC, which is a community-based organization dedicated to the advancement and enjoyment of photography.

SSCC member submissions for the *Cable Release* should be directed to Editor, *Cable Release*, at [cablereleaseeditor@ssccphotography.org](mailto:cablereleaseeditor@ssccphotography.org). More information is available in the *SSCC Member Handbook*: [www.scccphotography.org](http://www.scccphotography.org)

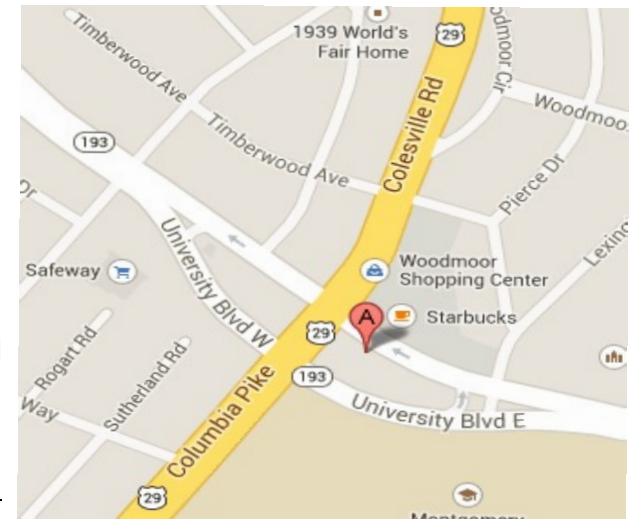
The Silver Spring Camera Club has been a member Club of the PSA since the club was founded in 1950. For information regarding the benefits of a PSA individual membership and for PSA sponsored activities, please contact our Club PSA Representative, Loretta Argrett.



## SSCC MEETING LOCATION

All FOUR major monthly meetings of the Club Year are held at the Silver Spring United Methodist Church at Four Corners in Silver Spring.

**Note:** The main parking lot is accessed from the eastbound side of University Blvd, and you cannot make a left from southbound Colesville Rd. onto University Blvd. If you are coming from College Park/Takoma Park: Go west on



University Blvd. Cross the Rte. 29/Colesville Rd intersection and turn left at the loop just past McDonalds. Go back east on University Blvd., cross Rte. 29 and turn left into church parking lot A. If you are coming from points north of Four Corners: Proceed south on Rte. 29 and turn right onto University Blvd., move into the far left lane and turn left at the loop just past the McDonalds. Go east on University Blvd., cross Rte. 29, and turn left into the church parking lot.

## ISSUE CONTENTS

- 3 This Month at SSCC
- 4 Messages from the President and Editor
- 5 Judge and Speaker Bios
- 7 Member News
- 9 Field Trip
- 11 Member Articles
- 18 Competition Winners
- 32 Classes and Workshops
- 33 Calls for Entry and Current Exhibits

## COMPETITIONS 2015-2016

DOUG WOLTERS, COMPETITION CHAIR

<b>September - Open</b>	February - Still Lifes
October - Nature	March - Open
November - Open	April - Landscapes
December - Industrial/Mechanical	May - Black & White/Monochrome
January - Open	

For further information on each competition topic and competition rules, please consult the *Member Handbook* at [www.scccphotography.org](http://www.scccphotography.org). For further questions, please contact Doug Wolters at [competition@ssccphotography.org](mailto:competition@ssccphotography.org).

## SEPTEMBER AT THE SSCC

- 3 Speaker Night (7:30 p.m.)
- 10 Competition Night: Open (7:30 p.m.)
- 17 Education Night (7:30 p.m.)
- 24 Open Forum (7:30 p.m.)
- 26 Field Trip: National Arboretum

## SEPTEMBER OPEN FORUM NIGHT

For the Open Forum night this month, September 24, we will be using "off the wall" as our photo discussion topic. As always, we encourage members to step up and help with 10 minute presentations, such as book reviews, gallery reviews, favorite techniques, etc. Anyone who wishes to give a 5 to 10 min presentation should get in touch with Dave ([dave@davidwpowell.com](mailto:dave@davidwpowell.com)).

## EDUCATION NIGHT - SEPTEMBER

This season we will have a slightly different format than years before. Rather than single session education nights we will have short series of instruction on a topic. The aim is to explore a little more in-depth topics so not everything is an "introduction to..." The series will span about three meetings. Our first series topic will naturally be about photography as we start a new year. We'll cover the history of photography, basic photography techniques, and advanced techniques. So, bring your notebooks, pen, an open mind, and enthusiasm to the first Education Night of the year as we explore the **History of Photography**. No number 2 pencils required, but we'll have short quizzes and a certificate of completion once the series is over.

## KERNELS OF KOREN - MESSAGE FROM THE PRESIDENT

Welcome to the 65<sup>th</sup> year of the Silver Spring Camera Club. In the fall of 1950 about 50 people attended a meeting to form a camera club “to provide an opportunity for people with a mutual interest in photography to share their experiences and common knowledge.” Photography has changed much in 65 years regarding its technology and general availability to the public. The Club has evolved with the times to include and embrace new technology, and the Club is now more accessible than ever before to photographers. Know that while listening to a captivating speaker, competing in a competition, learning something at education night or participating in a stimulating discussion topic during the open forum our Club continues the tradition of gathering to share experiences and knowledge among its members.

One of my goals as President this season is to foster more inclusion among the members in activities surrounding the Club. For example, I’d like to see more members attend Board meetings and voice their opinion and more members participating in many of the meetings and activities. Everyone has something to offer, no matter how small, and can make the experience of Club membership more fulfilling for themselves and others through participation. So volunteer for something, take part in discussions, and seek opportunities to engage with other members. Need help finding something that fits with your skills? Just let me know, and I can find a place for your talents within the Club!

I look forward to what awaits this season and hope to talk with all of you very soon.

Michael Koren  
President

## MESSAGE FROM THE EDITOR

This first issue of the year may look surprising to longtime readers of the Cable Release. I decided after some reflection to move the newsletter from portrait orientation to landscape. Most of our members are reading the *Cable Release* on computer monitors or tablets. While tablets can be turned to fit the orientation of the text, this still left a lot of “wasted space” for the large number of people reading on their computer screen. For better or worse, only a small percentage of the membership is printing the newsletter to read.



I have been really thrilled by the enthusiastic response so far from members contributing to the newsletter this year. There are some great summer adventures in this edition, and you will see a few more in the October issue. Please keep those articles coming so that the Cable Release remains an informative resource for all our members.

If you have any questions about possible articles for submission, please reach out to me at [cablereleaseeditor@ssccphotography.org](mailto:cablereleaseeditor@ssccphotography.org). Full details on submission guidelines can be found in the *Member Handbook* at [www.ssccphotography.org](http://www.ssccphotography.org).

Patrick Stuart  
Editor, *Cable Release*



## COMPETITION COLUMN

### Doug Wolters, Competition Chair

Welcome to the new club year! We have a diverse and interesting assortment of competition topics this time around, with something for everyone's preferences. The topic this month (and alternating months) is: "Open." Anything goes, as long as the original file was created by a light sensitive device, like a camera or scanner. Any amount of Photoshop or other software manipulation is permissible (if not always advisable!). The competition themes for the rest of the year are as follows:

- October: Nature (as always)
- December: Industrial / Mechanical
- February: Still Lifes
- April: Landscapes
- May: Black and White / Monochrome

Entering competitions has been an important part of my growth as a photographer. Five years ago, I barely knew how to change lenses. Not every picture I entered was (or is) a great shot. But through the discipline of entering, hearing the pictures critiqued by judges with different perspectives, and critiquing them myself, I have become a better photographer.

I encourage members both novice and advanced to participate in the monthly competitions and continue to develop their own skills.

Happy shooting!

— Doug Wolters



## SEPTEMBER SPEAKER - BOB CATLETT

This season, we'll be trying some new approaches to Speaker's Night. Of course we'll still have our roster of pros who address various kinds of photography (e.g., food, black & white, nature, etc.). But we start the club year with a special treat: a look at the work of SSCC's Bob Catlett, in his own words. He'll not only show us examples of his work, but he'll also explain his techniques for creating such images. Bob has been a member of SSCC since 1982, just about longer than any other current member. And over these 30+ years, Bob has grown to be one of the finest of the club's photographers.

When he was still in high school, Bob discovered photography and bought a contact printer for 620 film. That was the beginning. His first 35mm camera was a Vivitar; his next was a Pentax Spotmatic. Today, Bob shoots Nikon and has enough bodies, lenses, filters, lighting equipment, and accessories – not to mention computers and back-up storage devices – to fill a couple of large closets.



For formal training, Bob took some photography classes at Montgomery College after finishing his college studies in criminal law at Howard University and American University. But he probably learned just as much about photography from examining the landscapes of Ansel Adams, the vegetable images of Edward Weston, and the flowers of Robert Mapplethorpe.

What are Bob's favorite subjects? From what we've seen of his work in club competitions, his first love is nature – anything from wide open expanses of landscapes to jewel-like detail of macro shots of flowers. He especially enjoys the constant changes in nature subjects, seasonal changes and changes in the light and shadows depending on the time of day. But Bob is almost as happy in a studio environment and has spent a lot of time

experimenting with figure studies. As outgoing as Bob is, it's no surprise that he also enjoys photographing people, capturing just the right expression that reveals a person's essence.

Along with Bob's career, first with the Metropolitan Police Force and then the Federal Reserve Bank, he found time to serve SSCC. He was treasurer for eight years, vice-president for two years, and field trip chairman for well over 10 years. Now, Bob serves the club as a director and uses his long experience with SSCC to advise the officers and committee chairmen of our board.

One of Bob Catlett's golden characteristics is his unfailing generosity with information and willingness to help other photographers, no matter what their level. Thank you, Bob!

## **JOSH TAYLOR: FIRST JUDGE FOR 2015-2016**

It's always fun when Josh Taylor comes to judge an SSCC competition. And we learn a lot, too! To kick off our new season, Josh has again agreed to judge our first open-topic competition. Many of us know Josh not only because he's judged for the club before but also because we've taken workshops with him. In fact, his workshops around Brookside Gardens and especially of Brookside's butterfly exhibit are now established institutions. His in-the-field guidance, followed by critiques at the computer indoors, have proven to be a popular education experience.

Besides Brookside, Josh has presented photography workshops at the Smithsonian National Orchid Show, US National Arboretum, US Botanic Garden, Sarah P. Duke Gardens, American Horticultural Society Garden School, Adkins Arboretum, and Longwood Gardens. In addition to being a Canon Camera instructor, Josh speaks at camera and garden clubs, judges photographic competitions, and exhibits his photographs in gallery shows. He is a member of Garden Writers Association, National Association of Photoshop Professionals, and member and past president of the Northern Virginia Photographic Society. Josh was voted best garden club speaker in 2005. He was also a judge for the 2009

Garden Writers Association National Media Awards and the 2010 Mid-Atlantic Nature Photography Expo. Longwood Gardens chose Josh as its Instructor of the Month (October 2010), and he was a selected photographer to assist the public at Longwood in photographing Bruce Munro's *Light: Installations* (2012).

Visit Josh's web site to see more of his work:

[www.joshuataylorphotography.com](http://www.joshuataylorphotography.com).



**PROJECTED ENTRIES  
DUE SEPTEMBER 3  
BY MIDNIGHT**

# Washington Artworks and Washington School of Photography Pop up Gallery

12276 Wilkins Avenue, Rockville, MD 20852  
301-654-1998

## ***“Land of Enchantment: Images from New Mexico”***

### **Photographs by Jim Auerbach**

September 1-October 31, 2015

### **Receptions**

6:00 PM, Friday, September 11 & October 3, 2015

Open to the public. Refreshments served



## **MEMBER NEWS**

### **HIGHLIGHTS OF SILVER SPRING CAMERA CLUB BOARD MEETING**

*July 13, 2015*

New President Michael Koren and three new Directors (Bob Catlett, Doug Wolters and Dave Powell) participated in the first Board meeting of the new club season. The new term will more actively pursue fundraising and membership expansion / retention.

A small working group of Board members will develop a survey of the club's members to gauge interests and satisfaction. We will also refine club communications by utilizing Mail Chimp to link correspondence from key Board members and distribution of the Cable Release to all members and the club's web site.

Among the initiatives in the new term will be a Communications Strategy where a work group will consider the club's mission and how we can reach prospective members and a Social Media Strategy. The latter will use the 'Meet-Up' network to announce our gatherings, field trips and other events to attract new people to the club. The Board voted to spend the \$180 to enroll in the 'Meet-Up' network.

### **SILVER SPRING CAMERA CLUB HAS JOINED MEETUP**

Silver Spring Camera Club has joined the Meetup social media platform! Meetup is an online social media tool that fosters genuine connections with Meetup members while enhancing the visibility of SSCC in the community. We joined Meetup to help advertise the many exciting activities we offer and encourage more members to join the club and participate. More sharing of knowledge and experiences will help everyone grow as photographers and make membership in the Silver Spring Camera Club more worthwhile than ever before.



Meetup is not just a social media platform similar to Facebook or Twitter. Meetup really fosters face to face meetings rather than exclusively online “friends” and “followers.” Meetup exists in 180 countries and has almost 22.5 million members among 209,000 Meetup groups, with about 4,000 of those groups about photography.

Current members of the Club are encouraged to join the Meetup group.

Go to: <http://www.meetup.com/Silver-Spring-Camera-Club/>

The advantages of joining the Meetup group are reminder emails about meetings, finding and staying in contact with other members, a place to post and enjoy looking at others photos from field trips and finally, the possibility of finding other Meetup groups that may interest you with different topics than photography. Again, go to <http://www.meetup.com/Silver-Spring-Camera-Club/> take a look around and join the fun.

## JUNE 11 - YEAR-END AWARDS EVENT

By all accounts, the year-end event on June 11 was a resounding success. After many years of formal awards banquets, the Club decided to experiment this time with a more informal potluck supper before handing out awards to the year’s outstanding photographers. Many attendees noted that the relaxed atmosphere allowed them to catch up with their fellow members and have lengthier conversations than at regular Club meetings.

Here are a few photos that convey the banquet’s fun atmosphere; the full set can be found at <http://www.scccphotography.org/2015/06/2015-awards-dinner/>.






# SSCC FIELD TRIP

## FIELD TRIP TO THE NATIONAL ARBORETUM Washington, DC, September 26, 2015

The United States National Arboretum is a site run by the Department of Agriculture's Agricultural Research Service, and its main mission is education and research. It has 446 acres and 9.5 miles of meandering roads. It is laid out as a very large park with paddocks, forested areas, ponds, and groves. Besides the various areas focused on particular types of plants, there are large Chinese and Japanese Bonsai collections, a herb garden, and a pond with *koi*.



Looking a bit like part of the Acropolis, there is an area with standing columns that has absolutely nothing to do with trees or plants or anything remotely agricultural. This cluster of 22 sandstone Corinthian columns that sit in an exposed field once supported the roof of the US Capitol's East Portico and were the backdrop of

presidential inaugurations from Andrew Jackson in 1826 to Dwight Eisenhower in 1957 (inauguration ceremonies switched to the western side of the Capitol with Reagan's 1981 swearing in). In 1958, work began on an extension to the Capitol, and the columns

were replaced by sturdier marble reproductions. The original columns were put into storage, and 22 of the original 24 were salvaged in the 1980s and installed in a paddock in the National Arboretum. It is a lot of fun to take photos of them.

### How to get there:

The Arboretum has two entrances: one at 3501 New York Avenue, NE, and the other at 24th & R Streets, NE, off of Bladensburg Road (<http://www.usna.usda.gov/Information/directions.html>). The most practical way to get there is by car. Inside the Arboretum, there is a trolley that does tours around the park, so you'll still be able to see things without walking for miles.

There's no problem using a tripod or flash, and you can wander about pretty much anywhere.



For those interested in carpooling, we will meet at 8:30am in the Giant parking lot on Arliss Road in Silver Spring.

If you have any questions, please contact the field trip leaders: Dave Powell ([dave@davidwpowell.com](mailto:dave@davidwpowell.com)) and Jose-Luis (Pepe) Izursa ([jlizursa@gmail.com](mailto:jlizursa@gmail.com)).





## PHOTOS FROM MAY 31 FIELD TRIP TO SAVAGE MILL

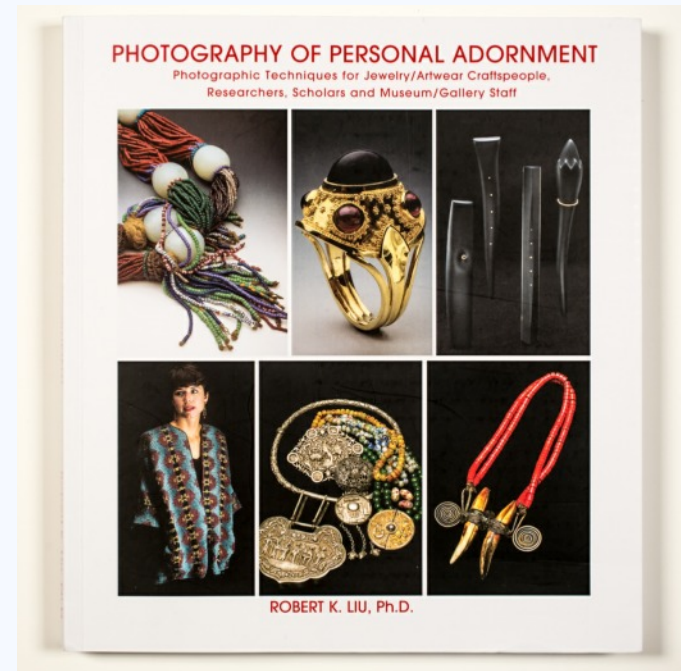


**PHOTOGRAPHY OF PERSONAL  
ADORNMENT - PHOTOGRAPHIC  
TECHNIQUES FOR JEWELRY/ARTWEAR  
CRAFTSPEOPLE, RESEARCHERS,  
SCHOLARS AND MUSEUM/GALLERY STAFF**  
by Robert K. Liu, Ph.D., Ornament, Inc., 2014.  
\$38.95

A Book Review by David Terao

Unless you are a jeweler or metalsmith, you probably haven't heard of *Ornament* magazine. Because my wife is a metalsmith, I've had the opportunity to glance through many issues of *Ornament* looking at the beautifully photographed jewelry pieces and wondering, "How did they ever photograph those jewelry pieces to look so stunning?" I've been photographing jewelry for over 15 years now, and I still admire the photography in *Ornament*. Although there are many articles written about photographing jewelry, there are very few, if any, books written specifically on this highly specialized subject.

In his book, *Photography of Personal Adornment*, Dr. Robert Liu covers a variety of topics for photographing decorative art wear (i.e., jewelry and clothing). However, this is not just another photography book. And, the term, "variety" is a gross understatement. Although his book primarily covers photographing jewelry, he provides a comprehensive description of not only how to shoot various types of jewelry—including ancient, ethnographic, and contemporary jewelry—but, also addresses the challenges of photographing the many different types of materials from which jewelry is made. He discusses what type of photographic equipment he uses as well as various background materials and other props. He describes how to shoot jewelry on different types of background materials as well as on live models in the studio. He covers how to photograph ancient jewelry in museums. He describes how to shoot jewelry for magazine covers and for advertisements. He even discusses how to photograph artists' studios and art-wear events.



Robert Liu and his wife, Carolyn Benesh, are co-editors of *Ornament* magazine, which he founded in the 1970's. He has been photographing much of the jewelry himself in the magazine for over 40 years. In his book, Dr. Liu reveals all the secrets he learned over those 40 years and includes more than 500 photos in his book of how to (and how not to) shoot jewelry. Dr. Liu is a self-taught photographer and a renowned jeweler himself. Reading his book is an education in both photography and jewelry-making. Although the book is over 150 pages in length, the actual text in each section is not lengthy with sample photos and explanatory captions occupying most of the pages. It is written in plain English without a lot of photographic jargon and technical details that typically confuse most artists.

For photographers, the book contains a wealth of information on photographing jewelry that cannot be found in any other existing photography or jewelry book. It would be informative not only for "jewelry/artwear craftspeople, researchers, scholars and museum/gallery staff," but also for experienced jewelry photographers, as well as photographers looking to venture into the world of jewelry photography.



# SOUTHWEST VISIONS

*by Michael Lux*

"It was always beauty, always...

The landscape lived, and lived as the world of the gods,  
unsullied and unconcerned. The great circling landscape lived  
its own life,



sumptuous and unconcerned. Man did not exist for it."

D.H Lawrence St. Mawr, 1925

My wife, Ronni, and I spent three weeks this past spring driving through parts of Arizona and New Mexico. It was a dreamscape - big puffy changing clouds and blue skies merging into eternity, earthen colors in all directions, immense canyons, and outrageous uplifted red rocks bordering green pastures as well as dusty deserts. But, most of all, there was a kind of surrounding spirit which speaks of timeless joys and pains - both past and present. Among our stops: the Grand Canyon; Canyon de Chelly; outrageous, overwhelming Sedona; Acoma and Taos Pueblos; Santa Fe; Tucson; and the Painted Desert. I am always uplifted, like the landscape, when I head out west into the open country. And, this excursion brought more than just great scenery, like so much in the American West, but also a certain kind of foreignness and spirituality not found elsewhere in our magnificent land.













## SUMMER

*by Karen Carkhuff*

Summer is my favorite time of the year, and this one has been full of adventures! Thankfully I was able to take a week off from work to go out to my favorite summer camp in the mountains of West Virginia at the beginning of July. I was able to hike and get away from all of the crazy things happening in the outside world. Later in July, with the help of my older sister and a great book about hiking in Maryland, we found Kilgore Falls in Pylesville, Maryland! We got up at the crack of dawn to drive the 1 1/2 hours it takes to get to the falls, then spent a few hours exploring the surrounding areas.









## SUMMER AND A NEW CAMERA

*by Kay Carkhuff*

Summer was spent learning to use a new camera. One of our daughters is purchasing a baby green checked conure (photo 1) from the Feathered Companions Aviary in Salisbury, MD. At the aviary, the macaw (photo 2) would come close to me and would be a wonderful photo op, but as soon as the camera went to my eye, it would back QUICKLY away - so this was an ideal opportunity to use an unfamiliar feature of my new camera - the vari-angle LCD monitor worked wonderful to capture his picture. Photo 3 is the cockatoo that landed on my head and tried to dismantle my hair barrette. On the way home, Karen could not let these roadside flowers go unphotographed (photo 4). We went up to Canoe Creek State Park in Pennsylvania. On past visits we photographed the abandoned lime kilns, but this time we hit the lake (photos 5 and 6).





# THE RIGHT PLACE AT THE RIGHT TIME AGAIN

By Ted Ringger

In the May 2014 Cable Release, I wrote about catching a striking image of a statue in Washington, D.C. The story was called “The Right Place at the Right Time” because a number of critical factors all seemed to coalesce just as I came upon the statue.


The lesson of that story was that while we should be aware of the elements of a good photo... like waiting for better light or consider better perspectives and angles, sometimes you are where you are and the shot won't get any better...so you better take it right quick.

One summer evening in 2005, I brought visiting relatives into Washington after dinner to noodle around the nation's Capital on a warm summer evening. We were inside the Jefferson Memorial and about to leave when I looked across the Tidal Basin toward the Washington Monument.

The floodlit obelisk was reflected on the water. There were hardly any people in the area, but I did notice this couple by the water's edge. Even if all I could see was distant silhouettes, the body language was clearly romantic. All I needed to do was move across the top steps of the Memorial enough to make them stand out in the light.

I caught up with the couple as they were leaving...said they looked wonderful in the light and I might have a nice picture if they wanted it. Turns out he was a Marine officer and had just proposed to his new fiancé. I sent them this image. He wrote back to say they might use the shot in their wedding announcement. It was a good day.

A lot of war has happened since then. I hope they are still well and happy.



Lt. Smith's Proposal - 12 August 2005



## 2014 - 2015 YEAR-END COMPETITION WINNERS

### Year-End Competition

**Judge:** Leena Jayaswal

**Best in Show:** Jim Turner, Self Portrait

**Joyce Bayley Award, Best Nature Photo:** Michel Tran,  
Gannets Kissing

### NOVICE PRINTS

1st - Karen Carkhuff, A Touch of Reality  
2nd - Catherine MacDougall, Exit Possibilities  
3rd - Elise Shurie, Visage  
HM - Catherine MacDougall, Quiet Desperation  
HM - Elise Shurie, Black Swallowtail Sustenance

### ADVANCED PRINTS


1st - Douglas Wolters, White Bonsai  
2nd - Patrick Stuart, Toronto Highrise  
3rd - David Terao, Foggy Morning Walk  
HM - Nick Williams, Ghostly  
HM - Patrick Stuart, AGO Stairs  
HM - Dave Powell, Louisville #8  
HM - Coriolana Simon, Rhythmic Chords

### NOVICE PROJECTED

1st - Catherine MacDougall, La Nausée  
2nd - Catherine MacDougall, Auf Der Hut Sein  
3rd - Beth Echols, Black Bayou Sunrise  
HM - Elise Shurie, Ruby Throat 2  
HM - Karen Carkhuff, White Line  
HM - Beth Echols, Museum  
HM - Lisa Ross, Sibelius Wave  
HM - Elise Shurie, Monarch Transformation

### ADVANCED PROJECTED

1st - Jim Turner, Self Portrait  
2nd - Jim Turner, Sunflower Bud  
3rd - Michael Tran, Gannets Kissing  
HM - David Blass, Open Road  
HM - Coriolana Simon, Night Rain  
HM - Beth Koller, Organ Pipes  
HM - Dave Powell, Morning Dew  
HM - Dave Powell, The Shnaz



Jim Turner, Self-Portrait



Michael Tran, Gannets Kissing



Beth Echols, Black Bayou Sunrise



Dave Powell, Morning Dew



Jim Turner, Sunflower Bud



Elise Shurie, Black Swallowtail Sustenance






Lisa Ross, Sibelius Wave



Catherine MacDougall, Auf Der Hut Sein



Beth Koller, Organ Pipes



Karen Carkhuff, White Line






Catherine MacDougall, Exit Possibilities



Coriolana Simon, Night Rain



Patrick Stuart, Toronto Highrise



Dave Powell, Louisville #8



Karen Carkhuff, A Touch of Reality




Patrick Stuart, AGO Stairs




David Terao, Foggy Morning Walk






Elise Shurie, Visage



Coriolana Simon, Rhythmic Chords



Douglas Wolters, White Bonsai



Catherine MacDougall, Quiet Desperation





Beth Echols, Museum



Elise Shurie, Ruby Throat 2



Elise Shurie, Monarch Transformation



Dave Powell, The Shnaz



Catherine MacDougall, Auf Der Hut Sein



David Blass, Open Road



Catherine MacDougall, La Nausée



## MAY 2015 COMPETITION WINNERS - ABSTRACT

**Date:** May 14, 2015  
**Topic:** Abstract  
**Judge:** Emily Reid Campbell

### NOVICE PRINTS

1st - Kay Carkhuff, Honey Bubbles  
2nd - David Blass, Diaphonous  
3rd - Larry Gold, Anti-Gravity

### ADVANCED PRINTS

1st - Nick Williams, Ghostly  
2nd - Coriolana Simon, Lehman's Dagger  
3rd - Patrick Stuart, Tulip Blur 1  
HM - Gene Luttenburg, A Mind At Rest  
HM - Beth Koller, Measuring Up

### NOVICE PROJECTED


1st - Kate Woodward, Mud and Water Interaction  
2nd - Elise Shurie, Electric  
3rd - Tanya Riseman, Additive  
HM - Beth Echols, Air & Space  
HM - Larry Gold, Saw Teeth

### ADVANCED PROJECTED


1st - Coriolana Simon, Study in Red, Black, and White No. 2  
2nd - Douglas Wolters, Tulip Flames  
3rd - Charles Bowers, Face in the Tree  
HM - Bob Catlett, Paint Splatter  
HM - David Blass, Candy Stand  
HM - Dave Powell, Silo # 2



David Blass, Candy Stand  
I started with a shot of a candy display in an open air market and modified it in Photoshop CC.



Doug Wolters, Tulip Flames



Beth Koller, Measuring Up

**Cover:** Coriolana Simon, *Study in Red, Black, and White No. 2*

## MAY 2015 COMPETITION WINNERS - ABSTRACT



Beth Echols, Air & Space

Larry Gold, Anti-Gravity  
I found a piece of interesting ice in a garden bucket outside my house. I lifted the ice from the bucket, placed it on the newel post of the staircase in the back of my house, and then shot the pic with background colors shining through the ice.




Kate Woodward, Mud and Water Interaction



## MAY 2015 COMPETITION WINNERS - ABSTRACT

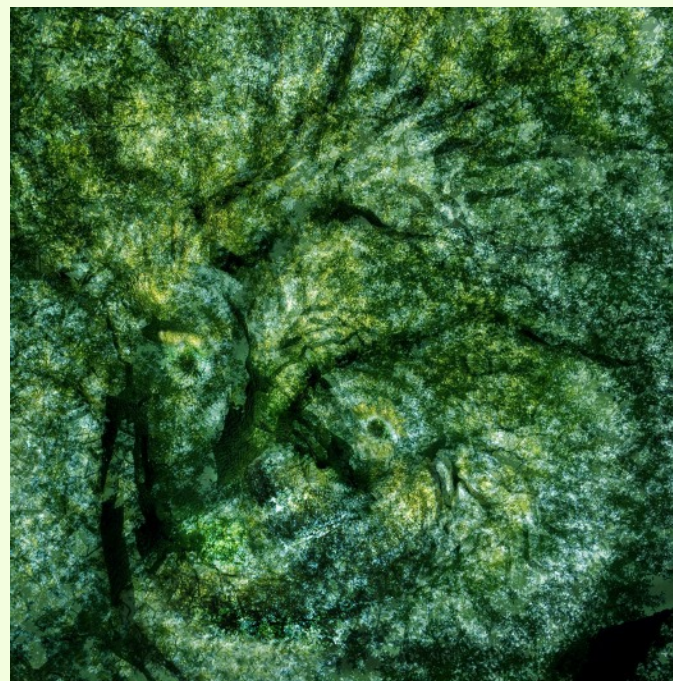
Larry Gold, Saw Teeth

Depicts the teeth of an old Japanese saw that's mounted on a wall of my garage. One day, I noticed the large shadow the teeth cast and shot away.



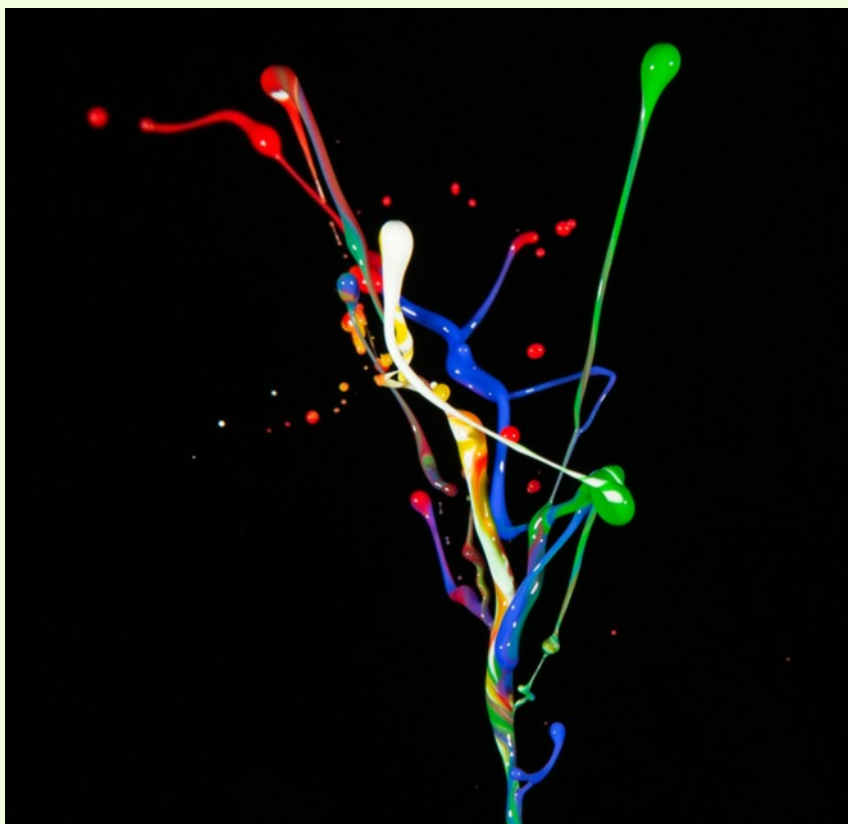
Nick Williams, Ghostly

Just a simple collection of stacked flower pots converted to black and white and then mixed with a twist of Photoshop.




Charlie Bowers,  
Face in the Tree

## MAY 2015 COMPETITION WINNERS - ABSTRACT



Bob Catlett, Paint Splatter




Patrick Stuart, Tulip Blur #1  
This picture is the result of some experimentation with longer exposures and motion at Brookside Gardens.



## MAY 2015 COMPETITION WINNERS - ABSTRACT




Coriolana Simon, Lehman's Dagger




Dave Powell, Silo #2  
Shot with a Canon S110 point and shoot. This is the side of a grain silo next to the horse barn at the riding center in Wheaton Regional. The white and black points were adjusted to increase contrast, plus a little negative vignetting and edge burning (which I do to most images). Otherwise no enhancement or manipulation. 1/125 sec at F/5.6 ISO 200 (a RAW capture).


## MAY 2015 COMPETITION WINNERS - ABSTRACT



Elise Shurie, Electric



Tanya Riseman, Additive  
Red laser light plus green laser light  
really does make yellow.



Dave Blass, Diaphanous  
Light painting using EL wires as the light  
source.



## CLASSES AND WORKSHOPS

DAVID BLASS

### Capital Photography Center

- Georgetown at Night Photo Safari, Fri., Sept. 11, 7:30-10pm
  - Scenic Annapolis Harbor, Sat., Sept. 12, 7-11am
  - Nature Photo Walk at Ladew Topiary Gardens, Sun., Sept. 13, 8:30am-12:30pm
  - Photography as a Second Career, Tues., Sept. 15, 7-10pm
  - Moms With Cameras, Sat., Sept. 19, 9am-1pm
  - Getting Started in Bird Photography, Sun., Sept. 20, 8:30-11:30am
  - iPhone Photography, Getting Started, Sun., Sept. 20, 11:45am-3:45pm
  - SLR Photography - The Basics, Sat., Sept. 26, 9:30am-1:30pm
  - Tidal Basin at Night, Fri., Oct. 9, 7:30-10pm
- and others at <http://capitalphotographycenter.com/classes/>

### Nature & Photography Tours

- Lighthouses and Harbors of Maine Photography Workshop, Sept. 30-Oct. 4
  - Cultural & Spiritual Nepal. People, Temples and Monasteries, Sep. 19-28
- Custom Tours available  
<http://www.naturephotographytours.com/>

### Joseph Van Os Photo Safaris

- Flagship Species of Brazil, Sept. 8-20
  - Yellowstone and Grand Tetons in Autumn, Sept. 19-26
  - China's Giant Pandas & Jiuzhaigou National Park, Oct. 7-19
  - Hummingbirds of Ecuador's Andean Cloud Forest, Oct. 23-Nov. 10
  - Bald Eagles of Chilkat River, Alaska, Nov. 15-21
  - Faces of Burma, Nov. 28- Dec. 16
  - A Photographer's Antarctica Dec. 02-20
  - Yellowstone in Winter, Jan. 16-31, 2016
  - Venice at Carnival, Jan. 30-Feb. 6, 2016
- and many others at [www.photosafaris.com](http://www.photosafaris.com)

### Art Wolfe

- Southern Sierra Workshop, Sep. 24-27
- Grand Teton Workshop, Oct. 1-4

- Romania Workshop, Oct. 26-Nov. 8
  - Bali Workshop, Dec. 1-9
  - Antarctic Crossing the Circle, Dec. 31-Jan. 13
  - Cuba 2016, Mar. 13-20
- and more at <http://www.artwolfeworkshops.com/>

### Suzi Eszterhas

- Custom Photo Tours in Monterey Bay, year-round, custom dates available
- <http://www.suzieszterhas.com/toursWorkshops/>

### Frank Van Riper and Judith Goodman

- Food and Wine Tour of Umbria, Oct. 17-23
- <http://www.experienceumbria.com/>

### Nikhil Bahl

- West Virginia Fall Workshop, Oct. 6-10
  - Bosque del Apache Workshop, Dec. 1-5
  - White Sands Workshop, Dec. 6-9
  - Ultimate Iceland Summer Adventure, July 5-17, 2016
- and others at  
[http://www.nikhilbahl.com/photography\\_workshops.html](http://www.nikhilbahl.com/photography_workshops.html)

### Washington Artworks and Washington School of Photography

- Introduction to Digital Photography(4 sessions), Tues., Sept. 1-22, 10am-1pm. Classes also many other days.
  - Battle of Waynesboro Adventure Workshop, Sat., Sept. 12, 12-3pm
  - Outdoor Portraiture, Sat., Sept 12, 10am-4:30pm
  - Focus on Composition, Sun., Sept. 13-27 and Oct. 4, 10am-1pm
  - Digital SLR Basics, Tues., Sept. 29, 10am-1pm
  - Smartphone Photography, Thu., Oct. 8, 7-10pm
- and many others at <http://washingtonartworks.com/product-category/photographyworkshops/#.U-kmFlbxbwl>

### Tony Sweet Visual Artistry Photo Workshops

- Badlands, SD, Sep. 13-17
- Maine Lighthouse Tour, Sep. 27-Oct. 1

- White Mountains, NH, Oct. 4-8
- Cape Cod, MA, Oct. 18-22
- Santa Fe w/Bobbi, Nov. 5-9  
and others, see  
<http://tonysweet.com/workshops/location-workshops/>

## CALLS FOR ENTRY

### DAVID BLASS

#### ***ViewBug (online; prizes include cash and gear)***

Outdoor Action and Adventure, Deadline: Sept. 14

<http://www.viewbug.com/contests/outdoor-action-and-adventure-photo-contest-by-focal-press>

Candid Shots, Deadline: Sept. 19

<http://www.viewbug.com/contests/candid-shots-photo-contest>

Put Your Best Foot Forward, Deadline: Sept. 21

<http://www.viewbug.com/contests/trey-ratcliffs-put-your-best-foot-forward-photo-contest>

Sunsets on Water, Deadline: Oct. 29

<http://www.viewbug.com/contests/sunsets-on-water-photo-contest>

Landscape Painting, Deadline: Oct. 31

<http://www.viewbug.com/contests/landscape-painting-photo-contest>

Playing With Symmetry, Deadline: Nov. 25

<http://www.viewbug.com/contests/playing-with-symmetry-photo-contest>

#### ***Washington School of Photography***

Hang the Halls (put your photos on the wall at WSP)-ongoing

<http://washingtonartworks.com/gallery/open-call-for-the-halls/>

#### ***Outdoor Photographer magazine***

Weekly assignment (contest)-ongoing

<http://www.outdoorphotographer.com/>

#### ***Popular Photography magazine***

Monthly and specialty contests-ongoing

<http://www.popphoto.com/contests>

#### ***Anacostia Trails Heritage Area***

Maryland Milestones, Deadline: Sept. 10

<http://www.anacostiatrials.org/annual-photo-contest>

#### ***Friends of Mitchell Park***

Mitchell Park Photo Contest, Deadline: Oct. 15

<http://www.mitchellparkdc.org/photo-contest.html>

#### ***Piedmont Environmental Council***

Scenic Virginia, Deadline: Sept. 30

<http://www.pecva.org/about/get-involved/135-about/get-involved/photo-contest/390-pec-annual-photo-contest>



## EXHIBITS AND EVENTS

TED RINGGER

**Portraits of Planet Ocean: The Photography of Brian Skerry** - An underwater journey through different marine environments. Through December 12. National Museum of Natural History. Tenth Street and Constitution Ave., NW, Washington, D.C. 202-633-1000. [www.mnh.si.edu](http://www.mnh.si.edu)

**Wilderness Forever: Celebrating 50 Years of Protecting America's Wilderness** - Large format images by professional, amateur, and student photographers. Through December 12. National Museum of Natural History. Tenth Street and Constitution Ave., NW, Washington, D.C. 202-633-1000. [www.mnh.si.edu](http://www.mnh.si.edu)

**Into Africa: The Photography of Frans Lanting** - Images from 30 years of recording Africa's landscapes and wildlife. Through summer 2016. National Museum of Natural History. Tenth Street and Constitution Ave., NW, Washington, D.C. 202-633-1000. [www.mnh.si.edu](http://www.mnh.si.edu)

**The Primordial Landscapes: Iceland Revealed** - The natural beauty of Iceland is revealed in the photographs of Feodor Pitcairn and poetry of Ari Trausti Guomundsson. National Museum of Natural History. Tenth Street and Constitution Ave., NW, Washington, D.C. 202-633-1000. [www.mnh.si.edu](http://www.mnh.si.edu)

**American Moments: Photographs from the Phillips Collection** - The museum's first major photography exhibition drawn from its permanent collection, this display features more than 130 20th-century American photographs by more than 30 artists. Through September 13. The Phillips Collection. 1600 21st St., NW, Washington, D.C. 202-387-2151 [www.phillipscollection.org](http://www.phillipscollection.org)

**The Memory of Time: Contemporary Photographs at the National Gallery of Art** - Modern works on display to celebrate the 25th anniversary of the NGA's photography program. Through September 13. National Gallery of Art, West Building. Sixth Street and Constitution Avenue NW, Washington, D.C. 202-737-4215. [www.nga.gov](http://www.nga.gov)

**Scaling Washington: Photographs by Colin Winterbottom** - Large-scale images of the post-earthquake restoration of the Washington Monument and the National Cathedral. Through January 6. National Building Museum. 401 F Street NW, Washington, D.C. 202-272-2448. [www.nbm.org](http://www.nbm.org)

**Chief S. O. Alonge: Photographer to the Royal Court of Benin, Nigeria** - Images that document the rituals and pageantry of the royal court. Through September 24. National Museum of African Art. 950 Independence Avenue SW, Washington, D.C. 202-633-4600. [www.africa.si.edu](http://www.africa.si.edu)

## DIGITAL PROJECTION SUBMISSIONS

The requirements for submitting images for digital projection are:

### Submission Deadline

- Midnight 1-week before competition (SSCC's Speaker meeting night)
  - Send submissions to [SSCCphotography@yahoo.com](mailto:SSCCphotography@yahoo.com)
  - Images (per member per competition): maximum of 2
- File Format: JPEG
- File Size: 500 KB (max)
- File Name: **Level ~Maker's Name~Image Title.jpg**
  - Example: Advanced~Tom Jones~Washington Landscape.jpg
  - The tilde "~" character separates the 3 sub-fields of the file name
  - **Level** - "Novice" or "Advanced" (capitalization not required)
  - **Maker's Name** - spaces allowed
  - Please use the same name throughout the year to aid record keeping.
  - **Image Title** - spaces allowed

DO NOT embed commas (,) or tilde (~) in any of the File Name sub-fields.

The "**File Name**" requirements are very important for running the competition. Please be careful when entering this information. Nonconforming filenames make it very difficult to track your entry. Use a tilde (~), NOT a dash (-) to separate the subfields (**Level~Maker's Name~Image Title**) of the filename. The Competition Chair will not make changes to the filenames after submission, so please check them carefully before submitting.

The computer and software will automatically rescale your image for projection, but if you want to exert full control over how the image is displayed, you should consider resizing and sharpening the image (maximum of 1024 pixels wide and 768 pixels high) yourself. Please see the *Member Handbook* (<http://www.scccphotography.org/wp-content/uploads/2014/08/SSCC-Member-Handbook2014.pdf>) for tutorials on how to resize images in Lightroom or Photoshop.

The maximum file size of **500KB** is to limit the demands on computer memory and speed the presentation.

The computer we use for competition night will automatically add black bars at the side of the photo based on the photo's aspect ratio. If for artistic reasons you wish your image to be presented at a size smaller than screen's full height or width, then you must size your image and position it within a 1024 pixels wide x 768 pixels high **black** background image (canvas size in Photoshop).

Questions: Doug Wolters at [SSCCcompetitions@aol.com](mailto:SSCCcompetitions@aol.com)

### PRINT IMAGE ENTRY GUIDELINES

More info on the back of prints is required. In addition to the old requirement (name, title, and an arrow indicating the top of the print), you must also include your level and the date of the competition. The template provided on the SSCC website at [http://www.scccphotography.org/wp-content/uploads/2014/08/SSCC\\_competition-label-8-14b.pdf](http://www.scccphotography.org/wp-content/uploads/2014/08/SSCC_competition-label-8-14b.pdf).



# SILVER SPRING CAMERA CLUB MEMBERSHIP APPLICATION AND RENEWAL

☐ RENEWAL ☐ NEW MEMBERSHIP

☐ My membership contact info remains the same (if renewal)

NAME

New members / updated current members:  
NAME

SPOUSE /PARTNER or STUDENT NAME

STREET

CITY

STATE \_\_\_\_\_ ZIP \_\_\_\_\_

TEL. HOME

MOBILE or WORK TEL.

EMAIL

☐ I am a member of other camera club(s):

☐ I am a member of Photographic Society of America

☐ I am willing to serve on a committee

☐ Field trips

☐ Competitions

☐ Membership

☐ Refreshments

☐ I am willing to lead a field trip

☐ I am interested in presenting a talk on:

I suggest the following club field trips:

I would like to have the following additional training or coaching and / or club programs:

## MEMBERSHIP RATES

☐ Individual: \$45

☐ Student: \$35

☐ Family: \$65

☐ Optional contribution to Commemorative Fund: \$ \_\_\_\_\_

Total: \$ \_\_\_\_\_

\*\*\*\*\*

Dues cover the club year from September through May. **Dues must be paid no later than the 2<sup>nd</sup> Thursday in September** and before entering any SSCC competition. After January 31, only for new members dues for the remainder of the club year are \$35; dues for spouses and students are \$30; and families are \$55. We welcome your additional contribution to the SSCC Commemorative Fund.

## MAKE CHECKS PAYABLE TO:

**Silver Spring Camera Club**

Please bring this completed form with your check before the September competition or mail to:

Silver Spring Camera Club  
c/o Bruce Schaefer, Treasurer  
PO Box 2375  
Silver Spring, MD 20915-2375

\*\*\*\*\*

I hold SSCC and each member of SSCC, individually and collectively, blameless for any injury that may occur to me or my guests or my property while participating in any SSCC activity or event.

Applicant's signature

Date of application