

# CABLE RELEASE

SILVER SPRING CAMERA CLUB

FOUNDED 1950 May 2015 Volume 56 Number 9

[SSCCPHOTOGRAPHY.ORG](http://SSCCPHOTOGRAPHY.ORG)



- APRIL COMPETITION WINNERS
- MARYLAND BIRDS OF PREY
- CAMERA BACKPACK REVIEW

## SSCC Officers and Chairs 2014-2015

President:	Ron Freudenheim
Vice President:	Beth Echols
Treasurer:	Bruce Schaefer
Secretary:	Ted Ringger
Directors:	Mike Lux Michael Koren Bob Catlett
Competition Chair:	Doug Wolters
Program Chair:	Coco Simon
Education Chair:	Michael Koren
Membership Chair:	Laurel Sharf
Field Trip Chair:	Pepe Izursa
Open Forum Moderator:	Dave Powell
Historian:	Norm Bernache
PSA Rep:	Loretta Argrett
Newsletter Editor:	Patrick Stuart
Webmaster:	Dan Sisken

E-mail addresses for officers are available on request. Please contact Ted Ringger at [tedringger@comcast.net](mailto:tedringger@comcast.net).

Visitors and prospective members are welcome. Membership is open to all persons interested in photography. For more information, contact Laurel Sharf at [laurelsharf@icloud.com](mailto:laurelsharf@icloud.com).

The *Cable Release* is published nine times each year, September through May, for members of the Silver Spring Camera Club. Articles are written by members of SSCC, which is a community-based organization dedicated to the advancement and enjoyment of photography.

SSCC member submissions for the *Cable Release* should be directed to Editor, *Cable Release*, at [pstu1219@gmail.com](mailto:pstu1219@gmail.com). More information is available in the *SSCC Member Handbook*: [www.scccphotography.org](http://www.scccphotography.org)

The Silver Spring Camera Club has been a member Club of the PSA since the club was founded in 1950. For information regarding the benefits of a PSA individual membership and for PSA sponsored activities, please contact our Club PSA Representative, Loretta Argrett.



## ISSUE CONTENTS

- 3 This Month at SSCC**
- 4 Judge and Speaker Bios**
- 6 Member News**
- 9 Field Trips**
- 12 Member Articles**
- 16 Competition Winners**
- 22 Classes and Workshops**
- 23 Calls for Entry and Current Exhibits**

## SSCC MEETING LOCATION

All FOUR major monthly meetings of the Club Year are held at the Silver Spring United Methodist Church at Four Corners in Silver Spring.

*Note:* The main parking lot is accessed from the eastbound side of University Blvd, and you cannot make a left from southbound Colesville Rd. onto University Blvd. If you are coming from College Park/Takoma Park: Go west on University Blvd. Cross the Rte. 29/Colesville Rd intersection and turn left at the loop just past McDonalds. Go back east on University Blvd., cross Rte. 29 and turn left into church parking lot A. If you are coming from points north of Four Corners: Proceed south on Rte. 29 and turn right onto University Blvd., move into the far left lane and turn left at the loop just past the McDonalds. Go east on University Blvd., cross Rte. 29, and turn left into the church parking lot.



SSCC Meeting Location:  
Silver Spring United Methodist Church



## MAY AT THE SSCC

- 7 Speaker Night (7:30 p.m.)
- 14 Competition Night: Abstract (7:30 p.m.)
- 21 Education Night (7:30 p.m.)
- 28 Open Forum (7:30 p.m.)
- 31 Field Trip: Savage Mill Ruins

## MAY OPEN FORUM NIGHT

For the Open Forum night this month, April 23, we will be using "still life" as our photo discussion. As always, we encourage members to step up and help with 10 minute presentations, such as book reviews, gallery reviews, favorite techniques, etc. Anyone who wishes to give a 5 to 10 min presentation should get in touch with Dave ([dave@davidwpowell.com](mailto:dave@davidwpowell.com)).

## COMPETITIONS 2014-2015

DOUG WOLTERS, COMPETITION CHAIR

September - Open

October - Nature

November - Open

December - Patterns

January - Open

February - Architectural Elements

March - Open

April - Black and White / Monochrome

### May - Abstract

For further information on each competition topic and competition rules, please consult the *Members Handbook* at [www.scccphotography.org](http://www.scccphotography.org). For further questions, please contact Doug Wolters at [SSCCcompetitions@aol.com](mailto:SSCCcompetitions@aol.com).

© 2015 Silver Spring Camera Club and its contributors. All contents of the Cable Release are copyright protected. No material herein may be reproduced in any manner without the written permission of the Editor, Author, or Photographer.

## EDUCATION NIGHT - MAY

Back by popular demand, this is the night to get all your questions answered that were not covered the previous eight education nights! We'll have some "know it all" volunteers on hand for your questions. As a refresher we'll also cover a "best of" the previous education nights' key learning points. Bring your notebooks, pen and questions to be answered. There may even be a pop quiz!

**PROJECTED  
ENTRIES  
DUE MAY 7  
BY MIDNIGHT**

## COMPETITION COLUMN

### Doug Wolters, Competition Chair

The topic for this month – the last competition for the 2014 – 2015 season – is abstracts. Here is the definition:

*Abstracts fundamentally depend on transformation or creation of the subject. While perhaps difficult to define and difficult to determine the boundaries, abstract photographs share some basic characteristics. Though some may contain identifiable subject matter, the principal emphasis is on pattern or even chaotic lack of pattern, line, form, tone, texture, color, depth of field, blur, and / or focus.*

*Abstracts may be “created,” for example by light-painting or by actually constructing a subject. Or they may be “found,” for example, by photographing an everyday object so that it is visually transformed into something essentially non-representational. Usually, abstracts do not give the viewer a visual reference to the world he’s familiar with.*

*For the photographer, abstracts give free rein to an intensely personal style and creative experimentation. For the viewer, the reaction to an abstract is primarily emotional and highly subjective. The most frequent response is, “What am I looking at?”*

Abstracts are an especially exciting topic. They can encompass almost any type of photography – from macro to architecture, from light painting to camera swipes, from photos manipulated in the computer to photos straight from the camera. I’m looking forward to seeing the variety of images that will be submitted!

You can begin planning ahead for next year’s competitions. Competitions in September, November, January, and March will be open. October, as always, will be nature. December will be landscapes; February, industrial – mechanical; and April, still lifes. For May, we will have another black & white / monochrome competition –

important since it re-affirms the importance of this medium.

It has been very rewarding for me to be the competition chair this year, and I am looking forward to next year.

Happy Shooting!

Doug Wolters

## MAY SPEAKER: LEW LORTON ON STREET AND TRAVEL

For our last speaker’s night of this season, we present the iconoclastic Lew Lorton, who actually has a temperament like a lot of us. In his professional background, Lew had a long and checkered career as an Army officer, VP of a statistical consulting company, CIO of a health care research organization, Executive Director of a technology consortium, and finally the founder of a small Internet company.



He has been married for a very long time and has five grown children, including two sons named Michael.

Lew says that realizing at last that he was wasting a great deal of time working, he retired and got pretty serious about photography. (Sounds like many of us!) Since mountains, trees, and buildings don't move very much and most wildlife moves too quickly to catch, he didn't see either of those kinds of photography as much of a fit with his temperament. So...he began to concentrate on shooting pictures of people. He used to shoot with full frame Nikons but has switched to mirrorless cameras – Sony A7 II and Olympus OM-D E-M5. He loves prints more than screen images.

A return trip to Vietnam aroused Lew’s love of South East Asia and its various peoples, and he

has been back there several times - three times to Myanmar, three times to Vietnam, twice to Laos, and once to Cambodia. Each of these trips started and ended with some time in Thailand.

His most recent trip was in February, 2015 when he traveled through the north of Thailand and over the border into Laos up near China, all by bus and boat. Lew has never gone on a tour and prefers to travel *ad hoc* with only a faint schedule and a plane reservation home.

His love of street photography influences the photos he takes while traveling, and in Lew's May presentation, he'll talk about how that all fits together.

Lew's web site and blog are  
[www.lewlortonphoto.com](http://www.lewlortonphoto.com)

## EMILY REID CAMPBELL JUDGES ABSTRACT COMPETITION

For the culmination of our exploration of abstracts this season, we celebrate with this month's competition on abstracts. By now, many SSCC members are old hands with this topic. We've created abstracts for our group exhibit, and many of us have been juried in - again - to Joe Miller's annual abstracts exhibit.

Finding a judge for this topic was a bit tricky. We wanted someone with a special interest in abstracts but someone with a new perspective to which we haven't been exposed before. Emily Reid Campbell is just that person.



Also known as "dcemmy," Emily is an abstract, architectural, conceptual, and experimental landscape photographer and web designer. She's a member of InstantDC, ExposedDC staff, AMPt,

and several other photography, web design, and digital media organizations. Her work has been featured in local galleries and exhibits, as well as on many national and international photography websites.

For Emily, the primary focus is on architecture, in both "standard building" and abstract forms, and though she enjoys branching out into other photography styles and genres, this is her true passion. She is fascinated by lines, patterns, and angles - and she loves finding new ways to use these to create unique art forms and alternative perspectives.

Emily lives in Washington, DC with her husband James and son Thomas. She and her husband are co-owners of Bright Zebra Media, a web design firm catering to a diverse array of small business clients.

To see some striking examples of Emily's work, visit her web site: [www.dcemmy.com](http://www.dcemmy.com).

## THE YEAR-END COMPETITION

The year-end competition is different from all the other competitions of the club year. For all the other competitions, you get tangible rewards - ribbons and points. For the year-end competition, there is only one tangible award presented, an award for the best in show. Otherwise, there are no ribbons, no points. Just the satisfaction of having submitted a picture judged to be amongst the best of the entire year!

There are awards given at the end of year celebration, but those are based only on the number of points a member has earned - the Star Merit awards, the Master of Photography award, the Grand Master of Photography.

For the year-end competition, as in any other competition, the judge will select first, second, and third place winners, and as many honorable mentions as the numbers of entries require. The winners' names will be announced at the Awards Celebration. Here are some of the other features of the year-end competition:

- All images must be selected from images already submitted to SSCC competitions during the 2014-2015 year.
- The judging is "closed"; it is not held at a regular club meeting.
- Each member may select up to five projected images and five prints (10 images in all) to submit.
- Entries do not have to have won an award to be entered!
- If a member has competed in both the Novice and Advanced levels this year, the rules stipulate that he/she "may elect to enter either the Novice or the Advanced level (but not both) for the Year-End competition. If the member enters the Advanced level, he or she may submit any entry previously entered regardless of level. However, if he or she enters the Novice level, he or she may submit only entries previously entered in the Novice level."
- A best in show award will be given, known as the Len Tuchin Award.

By now, you will have received a list of all the images you have submitted through April, both projected and prints. Please carefully review the directions on how to submit your choices for the year-end competition!

The absolute drop-dead deadline to deliver your prints at a regular meeting is May 14; for projected selections, they must be emailed no later than May 17.

Hope all this is clear! Feel free to ask me any questions you may have, either in person or by email (SSCCcompetitions@aol.com).

## MEMBER NEWS

### HIGHLIGHTS OF SILVER SPRING CAMERA CLUB BOARD MEETING April 7, 2015

The Treasurer noted that certain economies, especially the change from plaques to certificates, will improve our year-end balance.

The year-end banquet at the Sheraton will be replaced by an 'Awards Celebration' in the church meeting room on June 11. Members will bring food and drink in what will be an expanded social hour with our final competition and awards presentations.

In addition to the open and nature subjects, the competition topics for next year will include black & white, landscapes, still life and industrial-mechanical depictions.

The slate of candidates for next year's board will be presented at the Competition Night meeting on May 14.

The Board voted to change the rule that allows competition entries without paying current year dues until the end of October. Next year, entries in the September competition will require dues to be paid by that date.

## SSCC ABSTRACTS EXHIBIT ON VIEW

The group show by 17 of our members, "Exploring Abstracts," was installed and opened to the public on April 20. It will remain on view at Christ Congregational Church until June 12. Announcements of the exhibit have been picked up by local print and electronic media, including the Washington Post. Comments overheard so far at the gallery have been enthusiastic, with most visitors asking the question at the heart of the show: "What am I looking at?" Fascinated by the images, many people ask how they were made.

The artists' reception and awards announcements will be held on Saturday, May 2, from 12:30pm to 2:30pm at Christ Congregational. All SSCC members and their friends and family are invited! Be sure to enter the church from the parking lot (accessed from either Indian Spring or Brewster), rather

### "EXPLORING ABSTRACTS"

Christ Congregational  
Church

9525 Colesville Road

Silver Spring, MD 20901

[www.cccsilverspring.org](http://www.cccsilverspring.org)

than from the side of the church facing Colesville Road.

If you can't make the reception, do visit the exhibit on another day. The gallery in the church is open from 10:00am to about 3:00pm Monday-Friday, and Saturdays and Sundays from 10:30am to about 1:00pm. You may need to be buzzed in at the entrance, and feel free to ask the office staff to turn on the gallery lights.

## **SSCC YEAR-END EVENT**

Mark your calendar! June 11 is the date for our new Awards Celebration, and we hope you will all attend.

At the close of the club year, we always have a special event to present awards and to announce the winners of the year-end competition. In the past, the event has been a banquet at a hotel. While the banquet has been fun - with door prizes and raffles - attendance has slowly been declining. At the same time, banquet costs have been significantly rising.

This year, we've decided to take a new approach. We're planning an Awards Celebration that will be fun and informal, with a lot more opportunity for mixing and conversation. Feel free to bring a significant other, too. Think of it as an expanded "social hour." And best of all, there's no registration and nothing to pay!

Here's how it works: The date is Thursday, June 11. The time is 7:00 to 9:00pm. The location is Marvin Memorial Church (now Silver Spring United Methodist Church), where we hold all our meetings. SSCC will provide some refreshments and will make the space festive. And, like our other "social hours," you're encouraged to bring something for the refreshments tables, too!

Beth Echols, Dave Powell, and Coco Simon are coordinating the Awards Celebration. Please let them know what refreshments you'd like to bring (so we don't get six bowls of hummus and pita). And if you'd like to make a small contribution toward the costs of the evening, that would be welcome, too. Send an email to: [SSCCawardsgala@aol.com](mailto:SSCCawardsgala@aol.com).

Lots of good food and lots of good cheer! Gorgeous photographs! Air conditioning! Free parking! We promise: the Awards Celebration will be an evening you won't want to miss. See you there!!!

## **KERNELS OF KOREN**

The end of the Club year is rapidly approaching. Very soon at the year end event we'll be gathered socially as a large group celebrating our accomplishments as photographers. Some will win specific awards such as Photographer of the Year based on competition points, but many accomplishments are achieved on nights other than Competition night. Perhaps on a field trip you practiced a new technique that you learned on Education night. Maybe you were inspired by one of our many gifted speakers or you had the opportunity to participate in an in-depth discussion on Open Forum night. Every bit of participation in club activities is an accomplishment and worthy of celebration at the end of the club year.

I encourage all of you to attend our year end gathering. It's similar to the social hour, except better! There will be more food, and we won't have time constraints because a meeting needs to start, because the meeting WILL be the annual banquet.

Hope to see all of you there.

## **2015 JOSEPH MILLER INTERNATIONAL ABSTRACT PHOTOGRAPHY EXHIBIT**

Yet again, SSCC's members have made a strong showing at the Joseph Miller International Abstract Photography Exhibit. This year, David Blass, Beth Koller, Elise Shurie, Coco Simon, Patrick Stuart, David Terao, Nick Williams, and Doug Wolters each had picture(s) juried into the show. The show, held annually at the Joseph Miller Center for the Photographic Arts in Gainesville, VA, runs from May 1 to May 25. According to Mr. Miller, he received 469 entries from 115 photographers. His exhibit space accommodates 120 images.



# EDUCATION NIGHT - PORTFOLIO REVIEW

## By Laurel Sharf

I am happy to report that everyone seemed to have a very informative and very enjoyable time.


Michael had set up 3 tables with a judge at each one. The judges were Steve Shapiro, Beth Eichols, and Dave Powell.

Folks who had brought in their portfolios took turns rotating to each judge (for about 10 minutes).

While three individuals were busy getting reviewed — everyone took the time to visit with each other and share photos, a good opportunity for all to discuss their talent. Members presented quite a variety of photos as well as different portfolio techniques, i.e. photo books, binders and electronic displays.

Lots of fun and nice to have so much time to be together sharing — I know I would love to see this happen for sure each year or more often.

Thank you Michael and judges — it was terrific. I only wish we could have more time with our reviewers!



Note: This photo, which placed second among Novice prints in March's Open Competition, should have run in the April 2015 issue.

Elise Shurie, *Visage*

The technique used here was light painting: in a dark room with a dark background, using a light source to make patterns and colors. With the long exposure and standing fairly still, my visage also came through in this particular photo.



# SSCC FIELD TRIPS

## FIELD TRIP TO SAVAGE MILL Savage, Maryland, May 31, 2015

### **This location includes:**

River Trail, Ruins, Antique Mall, Bollman Truss Railroad Bridge, Ram's Head Tavern, and Bonaparte Breads bakery.

While I lived in Columbia, Savage Mill was one of my favorite places to go. It combines some history, nature and food options, but has seen better days. (The trail is short, (and no nudity!!) the shopping area has lots of vacant shops, the food is so-so.) Still there is a certain charm to it, and I think it's worth a visit. See the links below to get more info.

I think 2 hours of shooting, and then lunch at about 12 noon would be realistic. I might be able to reserve a private room for us at the Ram's Head, but I will need a head count for that. The place is sprawling, and offers several areas of interest, so I think best if you just explore freely and we meet at noon for lunch.

It is a short drive from Silver Spring, maybe 25 minutes.

- Recent pictures I took to show some possibilities: <http://1drv.ms/1KaeGST>
- Info on Mall <http://www.savagemill.com/>
- Info on bridge [http://savage.exploremd.us/tourism/attractions/bollman\\_truss\\_railroad\\_bridge/](http://savage.exploremd.us/tourism/attractions/bollman_truss_railroad_bridge/)
- Info on Ram's Head <http://www.yelp.com/biz/rams-head-tavern-savage>
- Info on bakery <http://www.yelp.com/biz/bonaparte-breads-savage>

### **Directions:**

- From D.C., take the beltway to I-95 North exit toward Baltimore.
- Get off 95 at MD Rt. 32 East
- Take 32 E to US Rt. 1 South, get in the right lane
- Take Rt 1 South to Howard Rd, turn Right at Howard (traffic light)
- Howard bears to the left and merges with Baltimore St, stay on that to the end
- Left at Fair St, enter parking lot for Savage Mill

To get to the Bollman bridge and the river trail you can either go around or through the Mill buildings and head to the Gorman Rd. entrance to the project (there is limited parking at that end).

The Ram's Head Tavern is in the middle of the Mill buildings. See the signs or ask. Consult at the hostess station in the upstairs part of the tavern to find out where our group will eat.

### **Logistics:**

Car-pooling will occur at the Giant parking lot off Flower Avenue and Arliss Street at 9:00 AM. Cars will leave the lot at 9:15 AM. Please be on time. The trip coordinator, Andrew Rein, will be at the Giant at 9:00 AM.

For questions, please contact this trip's coordinator, Andrew Rein, [cdlots@gmail.com](mailto:cdlots@gmail.com)

## PHOTOS FROM APRIL 25, 2015 FIELD TRIP TO ANNAPOLIS



*All photos by Ted Ringger*



## PHOTOS FROM MARCH 28, 2015 FIELD TRIP TO CUNNINGHAM FALLS



Nick Williams



Patrick Stuart



Patrick Stuart



Nick Williams



# BIRDS OF PREY AT THE CARRIE MURRAY NATURE CENTER

by David Terao

A few times a year, the Carrie Murray Nature Center in Baltimore offers photographers a unique experience to photograph birds-of-prey up close and personal. On Saturday, March 28, 2015, the center hosted its "Spring Wild Images," when several resident injured and orphaned birds-of-prey were brought out into their natural environment to be photographed. Unfortunately, this day happened to coincide with the SSCC's monthly field trip to Cunningham Falls. However, several photographers from other photography clubs were in attendance. The center noted that if a photography club is able to get 10 or more participants, it would offer a private session to photograph the birds.




During the photo shoot, which lasts 3-4 hours, the center brings out one bird at a time and tethers the bird to a low-hanging branch or fence. Photographers can get quite close (approximately 10 feet) to the birds for about 20-30 minutes per bird. On this day, we were treated to nine different birds including a

barred owl, a barn owl, a red-tailed hawk, a great horned owl (two different ones), a turkey vulture, an American kestrel, an Eastern screech owl (gray phase), and a black vulture. Each bird has a




unique characteristic and personality that becomes apparent after spending some time with each of them. They are somewhat friendly and accustomed to being photographed. To photograph the birds, it is best to have a long telephoto lens in the 200-400mm range. A

tripod is useful, but not absolutely necessary. A long telephoto lens, however, does get a little heavy after a while.



The next scheduled photo shoot of the birds of prey is on Saturday, August 15, 2015, when the center will host its "Summer Wild Images" day. The Carrie Murray Nature Center is located at 1901 Ridgetop Road, Baltimore. It is located in Gwynns Falls/Leakin Park and is one of the largest parks of its kind in the nation. There are miles of nature trails available. The center also has an insect zoo and live reptiles and amphibians on display inside. You can contact them for more information at their website: [www.carriemurraynaturecenter.org](http://www.carriemurraynaturecenter.org) or call them at 410-396-0808.

## CARRIE MURRAY NATURE CENTER





# THE PERFECT BACKPACK?

## By Patrick Stuart

In addition to the search for the perfect lens, filter, and tripod, photographers are constantly on the hunt for the perfect camera bag, preferably one that fits your entire gear closet while weighing less than a baby's kiss. I have found a good enough shoulder bag, but I was struggling to find the perfect backpack.

One of the common failings of most camera backpacks is that they are great in getting your gear to a location, but when you want to get out your camera and set up the shoot, you have to set the camera down on the ground. That's nice in a dry, clean location, but a downside when you are on a snowy hillside or a dusty abandoned factory. There are several brands that offer access from openings facing the wearer's back, such as the LowePro Flipside (<http://www.lovapro.com/flipside>) or f-stop's Mountain series (<http://fstopgear.com/>). However, accessing gear without setting the bag down is still an awkward process that looks a little unstable in the field.

The creators of Think Tank Photo have set up a new company, MindShift Gear (<http://www.mindshiftgear.com/>), with a different approach: combining a backpack with a waistpack that rotates around to offer access to your camera and lenses without ever setting the pack down. The waist belt carries the load when hiking with the bag, but after loosening the belt and releasing a catch, the gear compartment swings around. It may be hard to understand in theory, but here is a quick video that explains the concept ([http://youtu.be/V\\_HInTpEc1w](http://youtu.be/V_HInTpEc1w)). These pictures show me wearing the pack with the waistpack stowed and deployed.



I purchased the rotation180 Panorama, and the waistpack is large enough to hold a consumer-grade APS-C DSLR with an attached lens and two other lenses (left). It easily swallows my micro43 camera with kit lens and three other lenses (right). It also has tripod-carrying points that stow away neatly to keep the clean lines of the pack. The upper compartment has space for additional photo gear, a jacket, lunch, etc.





If you want to carry a pro-grade DSLR and several lenses in the waistpack, look at their Professional model, and there are smaller models that would be good for holding a P&S and a small tablet computer.

I have had this backpack for a little over a month, and I am loving it. At Cunningham Falls, I went off-trail to find some better pictures and was able to swap lenses, unstrap and set up my tripod, and access my neutral density filters without ever setting the bag down in the muddy conditions. And when the going got rough, it was easy to stow the camera yet access it quickly when the photographic opportunity arose. During a subsequent trip to the beach, I could switch from a wide-angle lens to catch the dunes and clouds to a telephoto lens to photograph dolphins cresting in the waves without setting the bag down in the sand.

This backpack is not the place to store your gear, however. Once you take it off, it is slightly awkward to access the camera. I will live with that downside in exchange for easy, quick, safe access to my gear in the field.

This bag is not cheap at \$200 but reasonable when I compare it to the annoyance of my other backpack, which nearly caused me to lose a lens when I didn't realize that the bottom compartment was open when I picked the bag up. (My Canon 55-250mm lens still has a broken filter ring from that mistake.)

I bought mine through B&H, but according to the MindShift website, they are stocked at Ace Photo (Ashburn, VA), Photo Craft (Burke, VA), and Service Photo (Baltimore, MD).



# APRIL 2015 COMPETITION WINNERS - B&W/MONO

**Date:** April 9, 2015

**Topic:** Black & White/Monochrome

**Judge:** Missy Loewe

## NOVICE PRINTS

1st – Karen Carkhuff, DC Bridge

2nd – Catherine MacDougall, Bus Stop

## ADVANCED PRINTS

1st – David Terao, Feather

2nd – Coriolana Simon, Mushrooms

3rd – Douglas Wolters, White Bonsai

HM – David Terao, Butterfly Wing

HM – Bob Catlett, Engine #9

## NOVICE PROJECTED

1st – Catherine MacDougall, After the Party

2nd – Larry Gold, Horse in the Snowstorm

3rd – Laurel Sharf, Vertigo

HM – Karen Carkhuff, Fine Line

HM – Lisa Ross, Cloud To Cloud

## ADVANCED PROJECTED

1st – Jim Turner, Self Portrait

2nd – Michael Tran, Snowy Owl Back Kick

3rd – Coriolana Simon, Monochrome Mondrian

HM – Mike Lux, Elderly Bridge

HM – David Blass, Classic

HM – David Blass, There! There! No, there!



Michael Tran, *Snowy Owl Back Kick*

It's rare seeing this Snowy Owl in the wildlife, unless you go to North Washington State or Canada and stay in frozen weather condition for days or weeks. I spent a few weeks and drove and walked along the beaches and parks of the Northeast in cold, windy weather searching for this bird. Luckily, I found this Snowy Owl when she went to a New Jersey park searching for food. She just landed on the pole above my head and stayed there for a long time. Good show and modeling.



David Blass, *There! There! No, there!*

Cover: Jim Turner, *Self Portrait*

My "Self Portrait" was taken in natural light coming through a large window in my house. Nikon 60mm f/2.8 at f/4, 1/125 sec, ISO 800.

## APRIL 2015 COMPETITION WINNERS - B&W/MONO



Michael Lux, *Elderly Bridge*

This captivating stone arched bridge crosses the river Nore in the delightful Irish hamlet of Inistioge, located in the southeast of Ireland, near Kilkenny. Shot in the early morning in color and converted and processed in Nik Silver Efex software.



Coriolana Simon, *Monochrome Mondrian*

On a visit to the Museum of Modern Art in New York, I saw a staircase off to the side, away from the galleries. The strong shape of its railing, and the soft reflection in the white glass, created an interesting geometric abstraction. Converting the image to black & white in Nik Silver Efex Pro, I emphasized the contrast and texture of the reflection and gave the railing itself a stronger presence. The effect reminded me of a Mondrian composition, minus the blocks of color. Details: Canon PowerShot G15. Exposure: 1/125 sec at f/7.1. Focal length: 24mm. ISO: 800.



Bob Catlett, *Engine #9*



## APRIL 2015 COMPETITION WINNERS - B&W/MONO



David Terao, *Butterfly Wing*

The butterfly wing was backlit with a snooted mini-lamp. Shot with a Canon 5D Mk III using a 180mm/3.5 macro lens and 1.4X extender (252mm equivalent). Exposure: 1/30 sec @ *f*/16 and ISO 200.



David Terao, *Feather*

The 2-inch long feather was shot with a 100mm/2.8 macro lens on a black plastic sheet. The base of the feather had to be weighted down to keep the feather flat because of the extremely narrow depth-of-field. Exposure: 1.3 sec @ *f*/11 and ISO 200.



Laurel Sharf, *Vertigo*

## APRIL 2015 COMPETITION WINNERS - B&W/MONO

Lisa Ross, *Cloud to Cloud Lightning*

I chased a supercell thunderstorm, with a tour group, near Quanah, TX for the better half of a day and watched the accompanying 3 hour light(ning) show, which gave me the opportunity to capture this dramatic shot through the chase van's sunroof window. There are two types of cloud to cloud lightning (1) inter cloud and (2) intra cloud lightning. This is an example of intra cloud lightning, or in-cloud lightning [i.e.] lightning within a single cloud.



David Blass, *Classic*



Catherine MacDougall, *After the Party*

## APRIL 2015 COMPETITION WINNERS - B&W/MONO



Coriolana Simon, *Mushrooms*

For some months, I've been working on a series of "edibles." These oyster mushrooms had such rich texture that they lent themselves to a monochrome treatment in a dry sepia. As with the rest of my edibles, I used only natural light from east / south / west windows in one room of my house. Details: Camera: Canon EOS 5D Mark II. Lens: Canon 100mm *f*/2.8 macro. Exposure: 0.8 sec at *f*/16. ISO: 250. Tripod and ball head: Really Right Stuff. Minor editing in Lightroom; monochrome conversion with Nik Silver Efex Pro.

Karen Carkhuff, *Fine Line*



Doug Wolters, *White Bonsai*

One snowy winter morning I went outside with my new point & shoot Canon S100, just to take shots of nothing in particular. Some in-ground bonsais in our front yard caught my eye as the snow fell around their bare branches; this is a view of one of them, looking straight down, shot at 1/250 sec at *f*/8.



## APRIL 2015 COMPETITION WINNERS - B&W/MONO



Larry Gold, *Horse in the Snowstorm*



Catherine MacDougall, *Bus Stop*



Karen Carkhuff, *DC Bridge*  
Washington DC bridge; near Ohio Drive. We went downtown early one morning the week before the Cherry Blossom Festival.

## CLASSES AND WORKSHOPS

DAVID BLASS

### Capital Photography Center

- Historic Fells Point, Sat. May 2, 7-11am
- SLR Photography-The Basics, Sat. May 2, 9:30am-1:30pm. Also offered Sun. May 17.
- iPhone Photography-Getting Started at the National Gallery of Art, Sun. May 3 11:30am-3:30pm
- Perfect Composition and the Art of Seeing, Wed. May 13, 7-9:30pm
- Monuments at Night Photo Safari, Thu. May 14, 7:40-10pm
- Faces, Not Places! Photo Safari, Sun. May 17, 2:30-5pm
- Take Your Photography to the Next Level, Mon. June 1, 7-9:30pm

And others at

<http://capitalphotographycenter.com/classes/>

### Nature & Photography Tours

- Lighthouses and Harbors of Maine Photography Workshop, June 10-14
- Costa Rica, Off the Beaten Path, June 22-30. Arenal Extension avail.
- Ecuador-Cloud Forest Biodiversity Photography Tour, Aug. 3-11
- Cultural & Spiritual Nepal. People, Temples and Monasteries, Sep. 23-Oct. 2, Annapurna Extension avail.

Custom Tours to these locations available

<http://www.naturephotographytours.com/>

### Joseph Van Os Photo Safaris

- Turkey: Continental Crossroads, May 9-24
- Birds of Barrow, Alaska, June 14-21
- Brown Bears of Katmai National Park, July 5-10
- Jaguars & Wildlife of Brazil' Pantanal, 2015 tour sold out, accepting reservations for 2016
- Yellowstone and Grand Tetons in Autumn, Sep. 19-26
- China' Giant Pandas & Jiuzhaigou National Park, Oct. 7-19
- Faces of Burma, Nov. 28-Dec. 16
- A Photographer' Antarctica, Dec. 2-20
- Venice at Carnival, Jan. 30-Feb. 6, 2016

And many others at [www.photosafaris.com](http://www.photosafaris.com)

### Art Wolfe

- Vietnam, May 21-June 1
- Olympic Peninsula, May 21-24

- Lake Quinalt Photography Retreat (Olympic Peninsula, WA), May 27-31
- Namibia, July 4-23
- Oregon Coast Workshop, July 9-12
- Palouse Workshop, July 16-19
- Exclusive Svalbard Tour, Aug. 18-31
- Yosemite Workshop, Sep. 24-27
- Romania Workshop, Sep. 26-Oct. 8
- Tanzania Workshop, Oct. 10-20

And more at <http://www.artwolfeworkshops.com/>

### Suzi Eszterhas

- Custom Photo Tours in Monterey Bay, year-round, custom dates available
- African Big Cats, Aug. 2016, dates TBD
- Wildlife of Borneo, Oct. 2016, dates TBD

<http://www.suzieszterhas.com/toursWorkshops/>

### Glen Echo Photoworks

- Great Portraits with Simple Lighting (4 sessions), Thu. May 7-28, 7-10pm
- Learn Lightroom (3 sessions), Wed. May 6-20, 7-9:30pm
- My Camera Can Do What? (3 sessions), Sat. May 16-30, 10am-1pm
- Night Photography Workshop, Tue. May 5, 7-10pm. Also offered Tue. May 19, 7-10pm
- Photoshop or Elements Basics (4 sessions) Wed. May 27-June 24, 9:30am-12:30pm
- Portraits Unplugged (2 sessions), Sat. May 9&16, 2-6pm

And more at

<http://www.ssreg.com/glenechopark/classes/classess.asp?catID=4403&pcatID=4379>

### Frank Van Riper and Judith Goodman

- Lubec (Maine) Photo Workshop, July 6-10 & 20-24, Aug. 3-7 & 17-21

<http://summerkeys.com/lubec-photo-workshop-2/>

### Nikhil Bahl

- Springtime at Chincoteague Island, May 15-17
- Iceland Photo Tour, May 27-June 5
- Kenilworth Aquatic Gardens Field Session, Sat. July 11, 6:30-9:30am

And others at

[http://www.nikhilbahl.com/photography\\_workshop\\_s.html](http://www.nikhilbahl.com/photography_workshop_s.html)

### **Washington Artworks and Washington School of Photography**

- Outdoor Portraiture, Sat. May 2, 10am-4:30pm
- U.S. Capitol Grounds, Supreme Court, Library of Congress Field Trip, May 2 or 30, 10am-1pm
- Intermediate Photography (4 sessions), May 6-27, 10am-1pm
- Introduction to Portable Flash (4sessions), Mon. May 11-June 8, 7-10pm plus other dates
- Focus on Composition, Tue. June 2-21 7-10pm plus Sat. June 23 10am-1pm

And many others at

<http://washingtonartworks.com/product-category/photographyworkshops/#.U-kmFlbxbwI>

### **Smithsonian Associates**

- On-Location Photography, Sun. May 17, 1:30pm
- Mastering Exposure, Wed. May 20 6:30pm

[http://smithsonianassociates.org/ticketing/tickets/search\\_photography.aspx?keyword=C-Photography](http://smithsonianassociates.org/ticketing/tickets/search_photography.aspx?keyword=C-Photography)

### **Tony Sweet Visual Artistry Photo Workshops**

- Cape May Shoot Out, May 11-15
- Iceland-through Focus on Nature in Iceland, June 18-28
- Palouse, WA, Aug. 16-20
- Badlands, SD, Sep. 13-17
- Maine Lighthouse Tour, Sep. 27-Oct. 1

And others, see

<http://tonysweet.com/workshops/location-workshops/>

### **Horizon Workshops (Chesapeake City, MD)**

- Abandoned Factory, Sun. May 31, 1:30-5pm
- Creative Vision with a Touch of Flash, Sat./Sun. Jul. 11-12

<http://www.horizonworkshops.com/>

## **CALLS FOR ENTRY**

DAVID BLASS

### **Linus Galleries (Signal Hill, CA)**

Bon Appetit, Deadline: May 4

Political Commentary, Deadline: May 20

Angst, Deadline: June 3

Chromatic, Deadline: June 17

<http://www.linusgallery.com/call-for-entries.html>

### **ViewBug (online)**

Horses, Deadline: May 9

<http://www.viewbug.com/contests/horses-photo-contest-2015>

Inanimate Objects, Deadline: May 12

<http://www.viewbug.com/contests/inanimate-objects-photo-contest>

Architectural Designs, Deadline: May 30

<http://www.viewbug.com/contests/architectural-designs-photo-contest>

Teen Portraits, Deadline: June 2

<http://www.viewbug.com/contests/teen-portraits-photo-contest>

### **Washington School of Photography**

Hang the Halls (put your photos on the wall at WSP)--ongoing

<http://washingtonartworks.com/gallery/open-call-for-the-halls/>

### **Outdoor Photographer magazine**

Weekly assignment (contest)-ongoing

<http://www.outdoorphotographer.com/>

### **Popular Photography magazine**

Monthly and specialty contests-ongoing

<http://www.popphoto.com/contests>

### **Photographer' Forum Magazine and SIGMA**

35<sup>th</sup> Annual Spring Photography Contest,  
Deadline: May 18

<http://pfmagazine.com/photography-contest/>



## EXHIBITS AND EVENTS

TED RINGGER

***Scaling Washington: Photographs by Colin Winterbottom*** - Large-scale images of the post-earthquake restoration of the Washington Monument and the National Cathedral. National Building Museum. 401 F Street NW, Washington, D.C. 202-272-2448. [www.nbm.org](http://www.nbm.org)

***Portraits of Planet Ocean: The Photography of Brian Skerry*** - An underwater journey through different marine environments. Through December 12. National Museum of Natural History. Tenth Street and Constitution Ave., NW, Washington, D.C. 202-633-1000. [www.mnh.si.edu](http://www.mnh.si.edu)

***Wilderness Forever: Celebrating 50 Years of Protecting America's Wilderness*** - Large format images by professional, amateur and student photographers. Through December 12. National Museum of Natural History. Tenth Street and Constitution Ave., NW, Washington, D.C. 202-633-1000. [www.mnh.si.edu](http://www.mnh.si.edu)

***Matthew Brady's Photographs of Union Generals*** - Studio portraits by one of the most famous Civil War photographers. Through May 31. National Portrait Gallery. Eighth and F Street, NW, Washington, D.C. 202-633-8300. [www.npg.si.edu](http://www.npg.si.edu)

***Chief S. O. Alonge: Photographer to the Royal Court of Benin, Nigeria*** - Images that document the rituals and pageantry of the royal court. Through September 13. National Museum of African Art. 950 Independence Avenue SW, Washington, D.C. 202-633-4600. [www.africa.si.edu](http://www.africa.si.edu)

***The Boomer List: Photographs by Timothy Greenfield-Sanders*** - Nineteen large-format portraits of influential baby boomers. Through July 5. The Newseum. 555 Pennsylvania Ave., NW, Washington, D.C. 888-639-7386. [www.newseum.org](http://www.newseum.org)

## CALLS FOR ENTRY

(Cont'd)

### **St. Augustine Art Association (FL)**

Nature & Wildlife Art Exhibition, Deadline: June 1  
<http://www.staugustineartfestival.com/NWExpoonline/signup.html>

### **Digital Photo Pro Magazine**

Black & White World, Deadline: May 21  
<http://www.digitalphotopro.com/photo-contests/2015-black-and-white-world/official-rules>

### **Black Box Gallery (Portland, OR)**

Color Show: Photography Now, Deadline: May 6  
[http://blackboxgallery.com/Color%20Show-Photography%20Now\(CFE\).html](http://blackboxgallery.com/Color%20Show-Photography%20Now(CFE).html)

### **Art-Competition.net (online)**

Flowers of Spring, Deadline: May 11  
[http://art-competition.net/Flowers\\_Of\\_Spring.cfm](http://art-competition.net/Flowers_Of_Spring.cfm)  
Light & Shadow, Deadline: May 18  
[http://art-competition.net/Light\\_and\\_Shadow.cfm](http://art-competition.net/Light_and_Shadow.cfm)

### **Colors of Humanity Art Gallery (online)**

Seascapes, Deadline: May 15  
<http://www.colorsofhumanityartgallery.com/Seascapes-2015/Seascapes-2015-Prospectus-and-n-f6sDVX>

## CALL FOR ENTRIES TO PHOTO '15, A NATIONAL JURIED FINE ART PHOTOGRAPHY CONTEST

Multiple Exposures Gallery at the Torpedo Factory Art Center in Alexandria, VA, is holding a fine art photography competition. The juror will be Sarah Greenough, senior curator and head of the department of photographs at the National Gallery of Art, Washington, DC. Winning images will be displayed at the Gallery this fall, and cash prizes will be awarded.

Founded in 1985, Multiple Exposures Gallery represents the work of photographers recognized for excellence in contemporary fine art photography, including landscapes, figurative studies, documentary photography, still life, conceptual, abstract, and alternative processes. The gallery is located in the Torpedo Factory Art Center on the waterfront in Alexandria, VA.

Entries should be submitted online at <http://www.multipleexposuresgallery.com/photo15>

Deadline for submission is July 1.

*We invite you to visit our members' exhibit  
And join us for the artists' reception.*

### "Exploring Abstracts"

Photography Exhibit  
by 18 Members of the  
Silver Spring Camera Club



Artists' reception: Saturday, May 2, 12:30-2:30pm

Exhibit: April 20 through June 12, 2015

The Tate Gallery of  
Christ Congregational Church, Silver Spring MD  
9525 Colesville Road, Silver Spring, MD 20901

Please check hours & directions at [www.cccsilverspring.org](http://www.cccsilverspring.org)

## DIGITAL PROJECTION SUBMISSIONS

The requirements for submitting images for digital projection are:

### Submission Deadline

- Midnight 1-week before competition (SSCC's Speaker meeting night)
  - Send submissions to [SSCCphotography@yahoo.com](mailto:SSCCphotography@yahoo.com)
  - Images (per member per competition): maximum of 2
- File Format: JPEG
- File Size: 500 KB (max)
- File Name: **Level ~Maker's Name~Image Title.jpg**
  - Example: Advanced~Tom Jones~Washington Landscape.jpg
  - The tilde "~" character separates the 3 sub-fields of the file name
  - **Level** - "Novice" or "Advanced" (capitalization not required)
  - **Maker's Name** - spaces allowed
  - Please use the same name throughout the year to aid record keeping.
  - **Image Title** - spaces allowed

DO NOT embed commas (,) or tilde (~) in any of the File Name sub-fields.

The "**File Name**" requirements are very important for running the competition. Please be careful when entering this information. Nonconforming filenames make it very difficult to track your entry. Use a tilde (~), NOT a dash (-) to separate the subfields (**Level~Maker's Name~Image Title**) of the filename. The Competition Chair will not make changes to the filenames after submission, so please check them carefully before submitting.

The computer and software will automatically rescale your image for projection, but if you want to exert full control over how the image is displayed, you should consider resizing and sharpening the image (maximum of 1024 pixels wide and 768 pixels high) yourself. Please see the *Member Handbook* (<http://www.scccphotography.org/wp-content/uploads/2014/08/SSCC-Member-Handbook2014.pdf>) for tutorials on how to resize images in Lightroom or Photoshop.

The maximum file size of **500KB** is to limit the demands on computer memory and speed the presentation.

The computer we use for competition night will automatically add black bars at the side of the photo based on the photo's aspect ratio. If for artistic reasons you wish your image to be presented at a size smaller than screen's full height or width, then you must size your image and position it within a 1024 pixels wide x 768 pixels high **black** background image (canvas size in Photoshop).

Questions: Doug Wolters at [SSCCcompetitions@aol.com](mailto:SSCCcompetitions@aol.com)

### PRINT IMAGE ENTRY GUIDELINES

More info on the back of prints is required starting this year. In addition to the old requirement (name, title, and an arrow indicating the top of the print), you must also include your level and the date of the competition. The template provided on the SSCC website at [http://www.scccphotography.org/wp-content/uploads/2014/08/SSCC\\_competition-label-8-14b.pdf](http://www.scccphotography.org/wp-content/uploads/2014/08/SSCC_competition-label-8-14b.pdf).



☐ RENEWAL ☐ NEW MEMBERSHIP

☐ My membership contact info remains the same (if renewal)

NAME

New members / updated current members:  
NAME

SPOUSE /PARTNER or STUDENT NAME

STREET

CITY

STATE ZIP

TEL. HOME

MOBILE or WORK TEL.

EMAIL

☐ I am a member of other camera club(s):

☐ I am a member of Photographic Society of America

☐ I am willing to serve on a committee

Field trips

## Competitions

**Membership**

Refreshments

☐ I am willing to lead a field trip

☐ I am interested in presenting a talk on:

I suggest the following club field trips:

I would like to have the following additional training or coaching and / or club programs:

## MEMBERSHIP RATES

Individual: \$45

Student: \$35

**Family: \$65**

☐ Optional contribution to Commemorative Fund: \$

Total: \$

Dues cover the club year from September through May. Dues must be paid no later than October 31 and for new members before entering any SSCC competition. After January 31, only for new members dues for the remainder of the club year are \$35; dues for spouses and students are \$30; and families are \$55. We welcome your additional contribution to the SSCC Commemorative Fund.

**MAKE CHECKS PAYABLE TO:**

Silver Spring Camera Club

Please bring this completed form with your check before the September competition or mail to:

Silver Spring Camera Club

c/o Bruce Schaefer, Treasurer

PO Box 2375

Silver Spring, MD 20915-2375

I hold SSCC and each member of SSCC, individually and collectively, blameless for any injury that may occur to me or my guests or my property while participating in any SSCC activity or event.

Applicant's signature

Date of application

## MAY AT THE SSCC

- 7 Speaker Night (7:30 p.m.)
- 14 Competition Night: Abstract (7:30 p.m.)
- 21 Education Night (7:30 p.m.)
- 28 Open Forum (7:30 p.m.)
- 31 Field Trip: Savage Mill Ruins

## STAY IN TOUCH WITH SSCC

[www.scccphotography.org](http://www.scccphotography.org)

[www.twitter.com/ssccphoto](http://www.twitter.com/ssccphoto)

<http://groups.google.com/group/ssccameraclub>  
[www.flickr.com/groups/sscc\\_picture\\_a\\_day](http://www.flickr.com/groups/sscc_picture_a_day)

[www.facebook.com/pages/Silver-Spring-Camera-Club/147660948590014?ref=sgm](http://www.facebook.com/pages/Silver-Spring-Camera-Club/147660948590014?ref=sgm)

[www.magcloud.com/user/plstuart](http://www.magcloud.com/user/plstuart)

Submissions for the Cable Release are due  
by the **24<sup>th</sup> of the previous month.**

PRINT COPIES OF THIS ISSUE ARE AVAILABLE  
FOR PURCHASE AT [www.magcloud.com/user/plstuart](http://www.magcloud.com/user/plstuart)



First Class Mail

Silver Spring Camera Club  
PO Box 2375  
Wheaton, MD  
20915-2375