

# CABLE RELEASE

SILVER SPRING CAMERA CLUB

FOUNDED 1950 April 2015 Volume 56 Number 8

[SSCCPHOTOGRAPHY.ORG](http://SSCCPHOTOGRAPHY.ORG)

- MARCH COMPETITION WINNERS
- SSCC NEWS: PORTFOLIO REVIEW, ABSTRACT EXHIBIT, AND MORE

## SSCC Officers and Chairs 2014-2015

President:	Ron Freudenheim
Vice President:	Beth Echols
Treasurer:	Bruce Schaefer
Secretary:	Ted Ringger
Directors:	Mike Lux Michael Koren Bob Catlett
Competition Chair:	Doug Wolters
Program Chair:	Coco Simon
Education Chair:	Michael Koren
Membership Chair:	Laurel Sharf
Field Trip Chair:	Pepe Izursa
Open Forum Moderator:	Dave Powell
Historian:	Norm Bernache
PSA Rep:	Loretta Argrett
Newsletter Editor:	Patrick Stuart
Webmaster:	Dan Sisken

E-mail addresses for officers are available on request. Please contact Ted Ringger at [tedringger@comcast.net](mailto:tedringger@comcast.net).

Visitors and prospective members are welcome. Membership is open to all persons interested in photography. For more information, contact Laurel Sharf at [laurelsharf@icloud.com](mailto:laurelsharf@icloud.com).

The *Cable Release* is published nine times each year, September through May, for members of the Silver Spring Camera Club. Articles are written by members of SSCC, which is a community-based organization dedicated to the advancement and enjoyment of photography.

SSCC member submissions for the *Cable Release* should be directed to Editor, *Cable Release*, at [pstu1219@gmail.com](mailto:pstu1219@gmail.com). More information is available in the SSCC Member Handbook: [www.scccphotography.org](http://www.scccphotography.org)

The Silver Spring Camera Club has been a member Club of the PSA since the club was founded in 1950. For information regarding the benefits of a PSA individual membership and for PSA sponsored activities, please contact our Club PSA Representative, Loretta Argrett.



## ISSUE CONTENTS

- 3 This Month at SSCC**
- 4 Judge and Speaker Bios**
- 5 Member News**
- 8 Field Trips**
- 10 Member Articles**
- 11 Competition Winners**
- 31 Classes and Workshops**
- 32 Calls for Entry and Current Exhibits**

## SSCC MEETING LOCATION

All FOUR major monthly meetings of the Club Year are held at the Silver Spring United Methodist Church at Four Corners in Silver Spring.

*Note:* The main parking lot is accessed from the eastbound side of University Blvd, and you cannot make a left from southbound Colesville Rd. onto University Blvd. If you are coming from College Park/Takoma Park: Go west on University Blvd. Cross the Rte. 29/Colesville Rd intersection and turn left at the loop just past McDonalds. Go back east on University Blvd., cross Rte. 29 and turn left into church parking lot A. If you are coming from points north of Four Corners: Proceed south on Rte. 29 and turn right onto University Blvd., move into the far left lane and turn left at the loop just past the McDonalds. Go east on University Blvd., cross Rte. 29, and turn left into the church parking lot.



SSCC Meeting Location:  
Silver Spring United Methodist Church



## **APRIL AT THE SSCC**

- 2 NO meeting
- 9 Competition Night: B&W (7:30 p.m.)
- 16 Education Night (7:30 p.m.)
- 23 Open Forum (7:30 p.m.)
- 25 Field Trip: Annapolis, MD
- 30 Open Forum (7:30 p.m.)

## **COMPETITIONS 2014-2015**

DOUG WOLTERS, COMPETITION CHAIR

September - Open

October - Nature

November - Open

December - Patterns

January - Open

February - Architectural Elements

March - Open

**April - Black and White / Monochrome**

May - Abstract

For further information on each competition topic and competition rules, please consult the *Members Handbook* at [www.scccphotography.org](http://www.scccphotography.org). For further questions, please contact Doug Wolters at [SSCCcompetitions@aol.com](mailto:SSCCcompetitions@aol.com).

© 2015 Silver Spring Camera Club and its contributors. All contents of the Cable Release are copyright protected. No material herein may be reproduced in any manner without the written permission of the Editor, Author, or Photographer.

## **NO MEETING ON APRIL 2**

### **APRIL OPEN FORUM NIGHTS**

For the first Open Forum night this month, April 23, we will be using "texture" as the our photo discussion. Dave Powell will also give a live demo of "flash/ambient light." For the second night, April 30, the photo discussion will be on the theme of "slow shutter speed," and people will bring their own equipment for a workshop on flash photography. As always, we encourage members to step up and help with 10 minute presentations, such as book reviews, gallery reviews, favorite techniques, etc. Anyone who wishes to give a 5 to 10 min presentation should get in touch with Dave ([dave@davidwpowell.com](mailto:dave@davidwpowell.com)).

### **EDUCATION NIGHT - APRIL How to prepare a portfolio**

**Full details at page 10.**

**PROJECTED  
ENTRIES  
DUE APRIL 2  
BY MIDNIGHT**

## COMPETITION COLUMN

### Doug Wolters, Competition Chair

This month we have a very special competition – Black & White/Monochrome (for brevity, hereafter referred to as B&W). Why very special? As you know (if you were a member before this year), we used to have a separate B&W print category. In revising the Competition Rules last year, the board voted to eliminate this category and have only one combined print category. However, one of the reasons the separate B&W category was eliminated was **NOT** its lack of importance! B&W photography has always held, and continues to hold, a central place in photography – and in developing the way one sees as a photographer.

Here's our official definition:

*Black & white photographs depict an image using only black, white, and multiple shades of grey. Monochrome photographs use only one color and multiple shades of that color. **For this competition, all entries in all categories at all levels are to be black & white or monochrome. No color prints or color projected images will be accepted.***

*Historically, in film photography, monochrome images could be rendered in sepia – from pale beige to dark brown – or cyanotype – from pale to deep blue. Other historical techniques such as daguerreotypes produced other color effects. Similar monochrome effects can now be produced digitally.*

*Creating successful black & white photographs requires developing a different way of seeing. Without color, black & white photography depends for its effectiveness on contrasts of tones, textures, shapes, 3-dimensional forms, and, perhaps most of all, lighting.*

Get ready for May and the abstract competition! If you submitted abstracts to be considered for the SSCC exhibit, you may certainly enter these same images in the May competition.

Happy shooting!

## MISSY LOEWE JUDGES BLACK & WHITE COMPETITION

Last month, our speaker, Missy Loewe, was scheduled for a presentation to SSCC on what makes a good black & white photograph. Unfortunately, we were snowed out. However, this month, our competition covers only black & white / monochrome – and Missy will be here to judge for us. Before the actual competition, she'll take a little time to summarize some of the points she planned to make in her March talk. Specifically, we'll also hear what criteria she'll use to evaluate our images.



Missy Loewe has been the executive director of the Washington School of Photography since 1999. She is also president and CEO of Washington ArtWorks, which is home to WSP in its new location in Rockville.

At WSP, Missy teaches courses on such topics as figure photography and business and legal topics at both introductory and advanced levels. Artists and photographers frequently seek her expertise regarding model releases, copyright, contracts, and business issues. This makes a lot of sense, as Missy holds a law degree and a Master's degree in business, which uniquely qualifies her to speak on these subjects.

Missy is not just sought after as a presenter and instructor. She has been writer and photographer for several books and numerous magazine articles. Her photos of historical artwork have appeared in a number of galleries and private collections. She is also the photographer for the "Virtual Pose" series of art drawing guides and has authored books on photography, art, and modeling. Her own work has appeared in books, brochures, magazines, government buildings, gallery shows, and museums.

## THE YEAR-END COMPETITION

Spring is here! Not too soon to start thinking of the end-of-the-year competition. Especially for new members, I would like to clarify what this is all about.

At the end of each season, SSCC holds a "Year-End" competition. As in any other competition, the judge will select first, second, and third place winners, and as many honorable mentions as the numbers of entries require. However, there are important differences:

- All images must be selected from images already submitted to SSCC competitions during the 2014-2015 year.
- The judging is "closed"; it is not held at a regular club meeting.
- Each member may select up to five projected images and five prints (10 images in all) to submit.
- Entries do not have to have won an award to be entered!
- No points are awarded, no ribbons given. However, you are guaranteed an especially good feeling if your image is selected as one of the best of the year!
- If a member has competed in both the Novice and Advanced levels this year, the rules stipulate that he/she "may elect to enter either the Novice or the Advanced level (but not both) for the Year-End competition. If the member enters the Advanced level, he or she may submit any entry previously entered regardless of level. However, if he or she enters the Novice level, he or she may submit only entries previously entered in the Novice level."
- A best in show award will be given, known as the Len Tuchin Award.

Please note: Each member will receive a list of the titles of all print entries submitted through April shortly after the April competition (April 9). Members may bring prints to submit for the Year-End competition on the first two Thursdays in May (the 7th and 14th). No prints will be accepted after May 14th. Each member will receive a list of the titles of all projected entries on May 15, right after the May competition. The selection from this list will be due on May 17. The images that will be shown to the judge are the images that were submitted for the competitions.

**Remember: No new images for the year-end competition. But you can submit five prints and five projected images that you've already entered this year. Absolute drop-dead deadline for prints is May 14, for projected selections May 17.**

Hope all this is clear! Feel free to ask me any questions you may have, either in person or by email ([SSCCcompetitions@aol.com](mailto:SSCCcompetitions@aol.com)).

## MEMBER NEWS

### HIGHLIGHTS OF SILVER SPRING CAMERA CLUB BOARD MEETING March 2, 2015

The Treasurer reported that membership numbers and our account balance is about the same as it was last year at this time. We will consider the cost savings that result from replacing our wood award plaques with paper certificates.


Due to increasing cost and declining member interest, the Board decided to forego the year-end banquet and hold a different kind of awards ceremony/meeting. Pending confirmation that our usual meeting room is available, the meeting will be held on June 11, and food will be part of the event.

Despite the turnover of the Competition Coordinator, the Chairman will conduct the year-end projected images competition. A judge needs to be retained and the form of the awards must be determined.

Final arrangements were made for the abstracts show in April and preparations were made for the election of Board members in the coming year.

## **SSCC ABSTRACTS EXHIBIT OPENS**

On Monday, April 20, installation of the abstracts exhibit will be complete, and "Exploring Abstracts" officially opens to the public. Hosted by Christ Congregational Church, the exhibit will be on view in the church's Tate Gallery through Friday, June 12. The gallery is open every day, but it's best to call the church to verify the hours. Even though the church faces Colesville Road, the main entrance for the gallery is on the opposite side; enter from the parking lot, accessed via Brewster Avenue or Indian Spring Drive.



Christ Congregational Church  
9525 Colesville Road  
Silver Spring, MD 20901  
301.585.8010  
[www.cccsilverspring.org](http://www.cccsilverspring.org)

## **2015 JOSEPH MILLER INTERNATIONAL ABSTRACT PHOTOGRAPHY EXHIBIT**

Yet again, SSCC's members have made a strong showing at the Joseph Miller International Abstract Photography Exhibit. This year, Beth Koller, Coco Simon, Nick Williams, and Doug Wolters each had two pictures juried into the show; and Patrick Stuart has one picture in the show. The show, held annually at the Joseph Miller Center for the Photographic Arts in Gainesville, VA, runs from May 1 to May 25. According to Mr. Miller, he received 469 entries from 115 photographers. His exhibit space accommodates 120 images.

## **UPCOMING 24TH KEEP MONTGOMERY COUNTY BEAUTIFUL CONTEST: Start planning now! First notice.**

The Montgomery County Department of Transportation (MCDOT) and the Keep Montgomery County Beautiful (KMCB) Task Force annually sponsor Beautification and Photography contests.

- The Beautification Contest recognizes landscaping projects that enhance the appearance of commercial properties, residential properties, County median strips, County roadsides, or other public locations in the County. (Although this might not seem immediately germane, the featured locations can provide potential sites for photographers.)
- The Photography Contest typically features five subject categories: Montgomery County by Day; Montgomery County by Night; Montgomery County Landmarks; Montgomery County, Her People at Work (and contributing to the beauty and/or livability of the County; not limited to County Employees); and Montgomery County, Her People (participating in leisure activities, productive activities, and/or community service). There is an optional Youth Category for those under 18 years of age who wish to be judged against their peers.
- The photography contest is limited to current residents of Montgomery County. Only one submission is permitted. (However, images that can qualify for this contest can also qualify for the category "Montgomery County" in the August Montgomery County Agricultural Fair.) An independent judge will assess the work on the basis of relevance of the subject matter, overall impact, composition, technique, and originality. (Think about locations other than Lower Montgomery County, the Potomac River, and the C&O Canal. Look at the lists of County Parks and County construction projects. Consider historic buildings-especially those

scheduled for demolition or damaged by fire or other calamity.) Matted entries with specific size requirements are due mid-June, with the final date still to be determined. Model releases are needed if individuals can be recognized. More information and downloadable entry forms are available from the MCDOT website ([www.montgomerycountymd.gov/dot-dir/index.html](http://www.montgomerycountymd.gov/dot-dir/index.html)) or the Community Outreach Office (240-777-7155, [www.mcdot.outreach@montgomerycountymd.gov](mailto:www.mcdot.outreach@montgomerycountymd.gov)). A sample of a 2013 entry form ([www.montgomerycountymd.gov/dot-dir/Resources/Files/BAC/2013/2013%20Photography %20Contest.pdf](http://www.montgomerycountymd.gov/dot-dir/Resources/Files/BAC/2013/2013%20Photography%20Contest.pdf)) may be useful.

There is an awards banquet in October. All participants are invited and may bring a guest. Winners are notified that they have “placed” in the competition, but the final standings are announced at the banquet itself. The images are used in various public buildings such as libraries for the next several years and are then returned. The County benefits from having a large number of entries and the quality of the contest improves when skilled photographers, such as those in the Club, enter. The dinner also offers the opportunity to recruit new members for SSCC.

## **YOUR KNEES WILL LOVE YOU**

### **Coco Simon**

Photographers have to get down on their knees a lot, and many of us have thin, ratty old knee pads that don't give much protection. Squishy foam pads with floppy Velcro strips don't make macro-in-the-field any easier. And those stiff, hard-shell models can bind behind the knee and cut off circulation.

So, if you're in the market for really good knee pads, check out my latest treasures. Go to the web site of Tommyco - <http://www.kneepads.com/index.php> - and explore their array of superlative knee pads. Some are designed for rough terrain, some for flat terrain, and some are specified as all-terrain. Many have gel inserts. Plastic button clip- straps above and below the knee make them easy to put on and ensure they'll stay in place. Best of all, the articulated working surface means the knee pads flex with your knees - better fit, more comfort. Interestingly, all Tommyco's models are made in North America, and the firm is devoted to sound environmental practices.

Where to find them? On Amazon, at hardware stores, and at garden centers. They're not cheap, but they'll last a long time and make photography a lot more comfortable.





# SSCC FIELD TRIPS

## FIELD TRIP TO THE MARYLAND STATE CAPITOL Annapolis, Maryland, April 25, 2015

The SSCC will be visiting the Maryland State Capitol in Annapolis on Saturday, April 25, 2015.

For nearly a year after the American Revolution, the capital of the former Maryland colony served as the capital of the new United States. Completed in 1779, it is the oldest of the 50 state capitols and the only one that employs the Georgian architectural style.

The capitol sits on State House Circle and the 180-foot tall cupola dominates the modest city skyline. The Annex, completed in 1905, houses the current Senate and House of Delegates chambers. The old Senate chamber is where the Treaty of Paris was signed and where George Washington resigned his commission as Commander-in-Chief of the Continental Army in 1783.

Nearby are the Governor's Mansion, St. John's College (the third oldest in America), the U.S. Naval Academy and the Annapolis waterfront. The capitol grounds should have spring blooms, statuary and other photographic opportunities.

The web site for self-guided tour information -

<http://msa.maryland.gov/msa/mdstatehouse/pdf/brochure.pdf>

This page identifies the memorials and statuary on the State House grounds -

[http://msa.maryland.gov/msa/mdstatehouse/html/memorials\\_main.html](http://msa.maryland.gov/msa/mdstatehouse/html/memorials_main.html)

### Directions:


From D.C., take the beltway to the US-50 East exit toward Annapolis. Before the bridge that crosses the Severn River, exit on Rowe Blvd. south toward the capitol. At the first traffic signal (Taylor Ave.), you will see the Navy Stadium on the right. Stay on Rowe Blvd. Before the second signal at Calvert St., stay on Rowe Blvd. as it veers to the right. In 1½ blocks, there is a public parking garage on the left.

### Logistics:

Car-pooling will occur at the Giant parking lot off Flower Avenue and Arliss Street at 9:00 AM. Cars will leave the lot at 9:15 AM. Please be on time. The trip coordinator, Ted Ringger, will be at the public parking garage exit on Northwest Street at 10:00 AM to meet the members. We will be a half block from Church Circle and one block from the state house.

*Note - picture ID is required to enter the state house.*

For questions, please contact this trip's coordinator, Ted Ringger at [tedringger@comcast.net](mailto:tedringger@comcast.net)





## PHOTOS FROM FEBRUARY FIELD TRIP TO RAWLINGS CONSERVATORY



Bob Catlett



Patrick Stuart



Patrick Stuart



Bob Catlett



Patrick Stuart



Patrick Stuart

## EDUCATION NIGHT - PORTFOLIO REVIEW

Usually the topic presented on Education Night teaches you something about photography, either a technique, a process, a genre or sometimes about gear. This evening will be completely different: you will learn about YOU. You as a photographer, you and your vision, and how well you can present a body of work. Occasionally the club has what is called a body of work competition, but it's far too limited in scope and the feedback from a judge is, at best, brief.

This education night, we will have a group of accomplished photographers individually review your work. Each portfolio review will last about 10-15 minutes so you can get individual quality time with each reviewer.

Each photographer chosen to review specializes in a different genre such as architecture, portraiture, photojournalism or boudoir. This format is different than most portfolio reviews where the person being reviewed picks the reviewer. We will not have that luxury. But, the advantage of having a review this way is you will be exposed to different perspectives and viewpoints. So, don't despair, if you're a surrealist infrared astro-landscape photographer, the portrait photographer that reviews your work will still have something intelligent to say about your aesthetic and presentation! A good picture is a good picture, no matter the genre or style.

To keep things running smoothly and to maximize the time for reviews there are some important details to know.

- Bring 10-20 images
- Prints from 5x7 to 11x14 are preferred
- Digital images should be presented on a tablet (iPad or equivalent)

Here is a list of tips for preparing your portfolio: Image size - bigger is better, up to 11x14 mounted on 16x20 mats.

- All images should be of your best quality and work.
- Be prepared to explain your vision and theme of the body of work in a few paragraphs.
- Be ready to talk about your work and explain the concepts that make it a body of work.

- Always be courteous to the reviewer even if you do not agree with their opinion.
- Set a goal for the review and have general questions to ask the reviewer about your work.
- Take notes.

## KERNELS OF KOREN

The variety of photographic skill level and general geekiness of photographers in our club never ceases to amaze me. We have within our membership the free spirited person that just likes to point the camera at a subject and shoot nice pictures. This person is not concerned with depth of field, focus points or exposure modes because the camera can make all the correct decisions. This person just likes to take pictures. Then, by contrast, we have the geeky person that measures memory card read/write speed under different atmospheric conditions and calculates the optimal aperture for each lens in their kit so they get the finest sharpness when converting RAW files to the .png format. Converting to DNG was sooo last year!

This wonderful variety is good for the club so we can all be exposed to different photographic points of view. Who knows, maybe the geek will gain a new aesthetic from the unconcerned free spirit and that same free spirit will learn from the geek how to manually control depth of field.

Anytime a topic is presented on Education night or during the Open Forum there are inevitably a few free spirits that have their eyes glaze over in confusion and a few geeks that want the topic to be more complicated. In fact, I'm sure there are similar reactions at other meetings during the month. Some are hoping the judge on Competition night just says in/out and others want a more in-depth critique. Some wish that a speaker would talk more about their experiences taking pictures while others want disclosure of all gear used and EXIF data when pictures are presented.

Again, I believe this variety is wonderful and beneficial for the overall health of the club and its membership. We can all learn from each other, you just need to attend the meetings with an open mind and look for ways to benefit from at least some of the information, no matter how easy or complicated it may be.



# MARCH 2015 COMPETITION WINNERS - OPEN

**Date:** March 12 2015  
**Topic:** Open  
**Judge:** Karen Messick

## NOVICE PRINTS

1st - Karen Carkhuff, A Touch of Reality  
2nd - Elise Shurie, Visage  
3rd - David Blass, Paleolithic  
HM - David Blass, The Fox's Tail

## ADVANCED PRINTS

1st - David Terao, 25 Jeweler's Pliers  
2nd - Dave Powell, Scott's Cove Ice and Fog  
3rd - Gene Luttenburg, Lotus w/Dew Drops  
HM - Patrick Stuart, Toronto Highrise  
HM - Jim Turner, Hard Time  
HM - Bob Catlett, Lace in the Window

## NOVICE PROJECTED

1st - Kay Carkhuff, Harbor Reflection  
2nd - Loretta Argrett, Damaged Candle  
3rd - Laurel Sharf, Strings at Rest  
HM - Tanya Riseman, Cherry Coke  
HM - Barbara Karpas, Mod 2012  
HM - Tanya Riseman, Hen

## ADVANCED PROJECTED

1st - Beth Koller, Eye Focus (SS)  
2nd - Michael Tran, Pelican Portrait  
3rd - Coriolana Simon, Still Life with Pears  
HM - Bob Catlett, Barn Listing  
HM - David Terao, Droplet on a Calla Lily  
HM - Charles Bowers, Yucca 10



Dave Blass, *Paleolithic*

This is a detail from the exterior wall of the reptile house at the National Zoo. Taken with an Olympus O-MD E-M5 and a Panasonic 100-300mm f/4.0-5.6 lens at 150mm (300mm full-frame equivalent).

Cover: Dave Powell, *Scott's Cove Ice and Fog*

I used what I call "defocus stacking" to soften the fog and ice while keeping the trees, boats and reflection sharp. I used layer masks for blending. Nikon D800, 24-210mm, f/4 at 24mm. Hand held 1/180 at f/9.5, ISO 400.



Bob Catlett, *Lace in the Window*

Nikon D600, with Nikon 28-300 lens at f/8, ISO 1000 with a tripod



## MARCH 2015 COMPETITION WINNERS - OPEN



Charles Bowers, *Yucca 10*



Coriolana Simon, *Still Life with Pears*

This image is one of a couple dozen still lifes I did this winter. In all of them, I used only natural light and occasionally a reflector or, very infrequently, a diffuser. I enjoy working with natural light, as it cannot be controlled. This approach requires great flexibility, patience, and speed when the conditions are right.


Details: Canon 5D Mark II, Canon EF 100mm f/2.8 macro lens. Exposure: 3.2 sec at f/29. ISO: 400. Tripod and ball head: Really Right Stuff.



David Terao, *Droplet on a Calla Lily*

I shot this image using two mini-spot lamps with snoots - one to back light the flower from above and one to produce a sunstar effect in the droplet. Shot with a Canon 5D Mk III and 100mm/2.8 macro lens. Exposure was 1.0 sec @ f/29.

## MARCH 2015 COMPETITION WINNERS - OPEN



Barbara Karpas, *Mod 2012*



Kay Carkhuff, *Harbor Reflection*  
This is a reflection of a tall ship in the waters of Baltimore Harbor when they toured through last September.



Tanya Riseman, *Cherry Coke*  
This photo was taken as part of a Still Life course at Montgomery College, last summer.



## MARCH 2015 COMPETITION WINNERS - OPEN



Michael Tran, *Pelican Portrait*

The Pelican's color has changed during the breeding season. Very impressive seeing this beautiful, gigantic bird at this moment.



Tanya Riseman, *Hen*

I had to press the lens up against the chicken wire, centered around a hexagonal hole, to avoid white blurring from the chicken wire.



David Blass, *The Fox's Tail*

Taken on a photo safari to Minnesota last June. Nikon D7100 and Nikkor 80-400mm  $f/4.0-5.6$  lens at 80mm (120mm full frame equivalent),  $f/4.5$ , 1/500 sec.



## MARCH 2015 COMPETITION WINNERS - OPEN



Jim Turner, *Hard Time*

This photo was taken at the Eastern State Penitentiary. Nikon 24-85 mm at 24 mm and *f*/11. The image of the cell is a 3-shot HDR. A separate 3 (shorter) exposures were done for the skylight, and I pasted the resulting image into the image of the cell.



Loretta Argrett, *Damaged Candle*



Laurel Sharf, *Strings at Rest*

## MARCH 2015 COMPETITION WINNERS - OPEN



Bob Catlett, *Barn Listing*

D600 with a Nikon 28-300 lens at 1/1600, ISO 400, hand held



Karen Carkhuff, *A Touch of Reality*

We were playing with shadows in studio class one day, when I had the idea of creating what looked like fog. The model was standing behind a big sheet of velum and the light was pointing at the wall behind her, thus creating a soft shadow.




Beth Koller, *Eye Focus*

This image was taken hand held using an ISO of 1600 and an aperture of  $f/9$  on a 10-24 mm wide angle lens. It required bracing on the railing and gently pressing the shutter button while exhaling. The wide angle distorted the edges of the frame-including the staircase railing-which was already asymmetric by design. Because of the wide angle lens, the depth of field was sufficient with an  $f/9$  aperture.



## MARCH 2015 COMPETITION WINNERS - OPEN



David Terao, *25 Jeweler's Pliers*

I took this image of some of my wife's jewelry pliers. Each plier has a unique function, and different sizes are needed depending on the size of the jewelry piece. It took several arrangements before I found the final vertical composition that accentuated the outward flow of the red handles. Shot with a Canon 5D Mk III and a tilt-shift 90mm/2.8 lens. Exposure was 0.4 sec @ f/11.



Patrick Stuart, *Toronto Highrise*

This picture was taken from the observation deck of the CN Tower in downtown Toronto. I applied perspective correction and some dodging and burning in Lightroom. The flattened perspective makes these buildings appear to merge into one, with cars driving through the middle. Panasonic G6 with 45-175mm lens at 135mm (270mm equivalent), f/6.3, 1/320 sec., ISO 200.



## CLASSES AND WORKSHOPS

DAVID BLASS

### Capital Photography Center

- Early Morning Cherry Blossoms Photo Shoot, Fri. Apr. 3, 6:15-8:45am
- Fieldwork-Photography Basics with Cherry Blossoms, Sat. Apr. 4, 6:45-9:15am
- Scenic Annapolis Harbor, Sat. Apr. 11, 7-11am
- SLR Photography-The Basics, Sat. Apr. 11, 10am-1:30pm
- Great Falls at Dawn, Sun. Apr. 12, 6:20-9:30am
- Georgetown at Night Photo Safari, Thu. Apr. 16, 7:30-10pm
- Perfect Composition and the Art of Seeing, Thu. Apr. 23, 7-9:30pm

And others at

<http://capitalphotographycenter.com/classes/>

### Nature & Photography Tours

- Trekking in Nepal. Rhododendrons, Orchids and Rhinos, Apr. 11-23, also Sep. 23-Oct. 2
- Lighthouses and Harbors of Maine Photography Workshop, June 10-14
- Costa Rica, Off the Beaten Path, June 22-30. Arenal Extension avail.
- Ecuador-Cloud Forest Biodiversity Photography Tour, Aug. 3-11
- Cultural & Spiritual Nepal. People, Temples and Monasteries, Sep. 23-Oct. 2, Annapurna Extension avail.
- Custom Tours to these locations available

<http://www.naturephotographytours.com/>

### Joseph Van Os Photo Safaris

- Holland at Tulip Time, Apr. 18-29
- Turkey: Continental Crossroads, May 9-24
- Birds of Barrow, Alaska, June 14-21
- Brown Bears of Katmai National Park, July 5-10
- Jaguars & Wildlife of Brazil' Pantanal, 2015 tour sold out, accepting reservations for 2016
- Horses & Icons of the Wild West in Autumn, Sep. 27-Oct. 3
- China' Giant Pandas & Jiuzhaigou National Park, Oct. 7-19

And many others at [www.photosafaris.com](http://www.photosafaris.com)

### Art Wolfe

- Morocco, Apr. 23-May 7
- Vietnam, May 21-June 1
- Olympic Peninsula, May 21-24
- Namibia, July 4-23
- Astoria, Oregon Workshop, July 9-12
- Palouse Workshop, July 16-19
- Exclusive Svalbard Tour, Aug. 18-31
- Yosemite Workshop, Sep. 24-27

And more at <http://www.artwolfeworkshops.com/>

### Suzi Eszterhas

- Custom Photo Tours in Monterey Bay, year-round, custom dates available
- African Big Cats, Aug. 2016, dates TBD
- Wildlife of Borneo, Oct. 2016, dates TBD

<http://www.suzieszterhas.com/toursWorkshops/>

### Glen Echo Photoworks

- Advanced Master Darkroom Printing (10 sessions), Tues, Apr. 7-June 16, 7-11pm
- Digital Painting from Your Photos Workshop, Sat. Apr. 11, 10am-4pm
- Great Portraits with Simple Lighting (4 sessions), Thu. May 7-28, 7-10pm
- Large Format Photography (8 sessions), Sat. Apr. 25- May 30, 9:30am-2:30pm
- Learn Lightroom (3 sessions), Wed. May 6-20, 7-9:30pm
- My Camera Can Do What? (3 sessions), Sat. May 16-30, 10am-1pm

And more at

<http://www.ssreg.com/glenechopark/classes/classess.asp?catID=4403&pcatID=4379>

### Frank Van Riper and Judith Goodman

- The Umbria Photo Workshop--Contact Frank and Judy at [GVR@GVRphoto.com](mailto:GVR@GVRphoto.com) about the workshop
- Cucinapalooza, Apr. 18-24

<http://experienceumbria.com/tours/aprilinumbria2015>

### Nikhil Bahl

- The Best of Southwest Florida, Apr. 5-9
- Rookeries by Boat and Fort Desoto Park (Sarasota and St. Pete, FL), Apr. 11-15
- Springtime at Chincoteague Island, May 15-17
- Iceland Photo Tour, May 27-June 5

And others at  
[http://www.nikhilbahl.com/photography\\_workshops.html](http://www.nikhilbahl.com/photography_workshops.html)

### **Washington Artworks and Washington School of Photography**

- Introduction to Studio Lighting, Sun. Apr. 12-26, May 3, 10am-1pm
- Introduction to Portable Flash (4 sessions), Sun. Apr. 5-May 3, 10am-1pm. Mon. & Tue. classes also
- Digital SLR Basics, Apr. 11, 15, 21 or 29, 10am-1pm
- Outdoor Portraiture, Sat. May 2, 10am-4:30pm
- U.S. Capitol Grounds, Supreme Court, Library of Congress Field Trip, May 2 or 30, 10am-1pm
- Intermediate Photography (4 sessions), May 6-27, 10am-1pm

And many others at

<http://washingtonartworks.com/product-category/photographyworkshops/#.U-kmFlbxbwI>

### **Smithsonian Associates**

- Images of Infinite Worlds (Evening Seminar with Book Signing), Sat. Apr. 11, 6:45-8:45pm
- Introduction to Studio Portraiture (8 sessions), Mon. Apr. 13-June 8, 6:30-9:30pm
- Photographic Vision: Learning to See as the Camera Sees (8 sessions), Tue. Apr. 14-June 2, 6:30-9:30pm

- The Joy of Photography (8 sessions), Tue. Apr. 14-June 2, 6:30-9:30pm. Sat. class also
- Introduction to Black-and-White Photography (8 sessions), Fri. Apr. 17-June 5, 6:30-9:30pm
- Open Darkroom Plus (8 sessions), Thu., Apr. 16-June 4, 6:30-9:30pm. Sat. classes also available.

[http://smithsonianassociates.org/ticketing/tickets/search\\_photography.aspx?keyword=C-Photography](http://smithsonianassociates.org/ticketing/tickets/search_photography.aspx?keyword=C-Photography)

### **Tony Sweet Visual Artistry Photo Workshops**

- Great Smoky Mountains Shooting and Software Workshop, Apr. 19-23
- Cape May Shoot Out, May 11-15
- Iceland--through Focus on Nature in Iceland, June 18-28
- Palouse, WA, Aug. 16-20
- Badlands, SD, Sep. 13-17
- Maine Lighthouse Tour, Sep. 27-Oct. 1

And others, see

<http://tonysweet.com/workshops/location-workshops/>

### **Horizon Workshops (Chesapeake City, MD)**

- Great Landscapes of the Southern Rockies (Utah & Arizona), Apr 26 - May 3
- Portugal: European Jewel, Aug 9-16

<http://www.horizonworkshops.com/>

## **CALLS FOR ENTRY**

DAVID BLASS

### **Linus Galleries (Signal Hill, CA)**

Culture Collective, Deadline: Apr. 6

Myth Legends and Folklore, Deadline: Apr. 24

Bon Appetit, Deadline: May 4

<http://www.linusgallery.com/call-for-entries.html>

### **ViewBug (online)**

Dancers Among Us, Deadline: Apr. 14

<http://www.viewbug.com/contests/dancers-among-us-photo-contest>

Indoors, Deadline: Apr. 30

<http://www.viewbug.com/contests/indoors-photo-contest>

Shadows, Deadline: Apr. 30

<http://www.viewbug.com/contests/shadows-photo-contest-by-focal-press>

Horses, Deadline: May 9

<http://www.viewbug.com/contests/horses-photo-contest-2015>

Inanimate Objects, Deadline: May 12

<http://www.viewbug.com/contests/inanimate-objects-photo-contest>

### **Washington School of Photography**

Hang the Halls (put your photos on the wall at WSP)-ongoing

<http://washingtonartworks.com/gallery/open-call-for-the-halls/>

### **Outdoor Photographer magazine**

Weekly assignment (contest)-ongoing

<http://www.outdoorphotographer.com/>

## EXHIBITS AND EVENTS

TED RINGGER

***Scaling Washington: Photographs by Colin Winterbottom*** - Large-scale images of the post-earthquake restoration of the Washington Monument and the National Cathedral. National Building Museum. 401 F Street NW, Washington, D.C. 202-272-2448. [www.nbm.org](http://www.nbm.org)

***Portraits of Planet Ocean: The Photography of Brian Skerry*** - An underwater journey through different marine environments. Through December 12. National Museum of Natural History. Tenth Street and Constitution Ave., NW, Washington, D.C. 202-633-1000. [www.mnh.si.edu](http://www.mnh.si.edu)

***Wilderness Forever: Celebrating 50 Years of Protecting America's Wilderness*** - Large format images by professional, amateur and student photographers. Through December 12. National Museum of Natural History. Tenth Street and Constitution Ave., NW, Washington, D.C. 202-633-1000. [www.mnh.si.edu](http://www.mnh.si.edu)

***Nature's Best 2013 Photography Awards: Windland Smith Rice International Awards*** - sixty large-format images highlight the beauty, power and humor of nature. Through April 20. National Museum of Natural History. Tenth Street and Constitution Ave., NW, Washington, D.C. 202-633-1000. [www.mnh.si.edu](http://www.mnh.si.edu)

***Matthew Brady's Photographs of Union Generals*** - Studio portraits by one of the most famous Civil War photographers. Through May 31. National Portrait Gallery. Eighth and F Street, NW, Washington, D.C. 202-633-8300. [www.npg.si.edu](http://www.npg.si.edu)

***Chief S. O. Alonge: Photographer to the Royal Court of Benin, Nigeria*** - Images that document the rituals and pageantry of the royal court. Through September 13. National Museum of African Art. 950 Independence Avenue SW, Washington, D.C. 202-633-4600. [www.africa.si.edu](http://www.africa.si.edu)

***The Boomer List: Photographs by Timothy Greenfield-Sanders*** - Nineteen large-format portraits of influential baby boomers. Through July 5. The Newseum. 555 Pennsylvania Ave., NW, Washington, D.C. 888-639-7386. [www.newseum.org](http://www.newseum.org)

## CALLS FOR ENTRY

(Cont'd)

**Popular Photography magazine**  
Monthly and specialty contests-ongoing  
<http://www.popphoto.com/contests>

**Annmarie Sculpture Garden & Arts Center  
(Dowell, MD)**  
Heroes & Villains, Deadline: April 1  
<http://www.annmariegarden.org/annmarie2/sites/default/files/heroes%20%26%20villains%20art%20prospectus.pdf>

**Photographer's Forum Magazine and SIGMA**  
35<sup>th</sup> Annual Spring Photography Contest,  
Deadline: May 18  
<http://pfmagazine.com/photography-contest/>

**St. Augustine Art Association (FL)**  
Nature & Wildlife Art Exhibition, Deadline: June 1  
<http://www.staugustineartfestival.com/NWExpoonline/signup.html>



## **ARTISTS' RECEPTION FOR SSCC ABSTRACTS EXHIBIT**

SATURDAY, MAY 2, Noon - 2:00pm

All SSCC members, friends, & family are invited!

See the work of our 19 abstracts winners,

And join us for refreshments.

Special Awards will be announced at the reception!

Christ Congregational Church  
9525 Colesville Road  
Silver Spring, MD 20901

## **QUOTE OF THE MONTH**

"If I am dissatisfied, it's simply because good photos are few and far between. A good photo is a miracle."

- Josef Koudelka

## **FOR SALE:**

**Canon 400mm f/4.0 L DO lens** with supplementary internal Circular Polarizer, case, and original box. Asking \$4,500.00

**Hot Light Kit:** Set of three (3) 500Watt 3200K lights and stands in case with bulbs. Asking \$200.00

**iMac 27" 2.7GHz i5, 4 Gig Memory** (upgradable to 16)

Mid 2011 Mac running System 10.10 Yosemite

Microsoft Office installed

System 10.10 requires recent Photoshop versions (drive can be re-formatted to facilitate early PS versions)

(This computer has an internal CD/DVD drive. It can be replaced with a CCD flash drive to facilitate a 2 drive system and add an inexpensive external CD/DVD drive)

Asking \$1,200.00

Contact: Terry Popkin, Phone:301-949-2464, Cell: 301-742-3131, [terry@popkinphoto.com](mailto:terry@popkinphoto.com)

## DIGITAL PROJECTION SUBMISSIONS

The requirements for submitting images for digital projection are:

### Submission Deadline

- Midnight 1-week before competition (SSCC's Speaker meeting night)
  - Send submissions to [SSCCphotography@yahoo.com](mailto:SSCCphotography@yahoo.com)
  - Images (per member per competition): maximum of 2
- File Format: JPEG
- File Size: 500 KB (max)
- File Name: **Level ~Maker's Name~Image Title.jpg**
  - Example: Advanced~Tom Jones~Washington Landscape.jpg
  - The tilde "~" character separates the 3 sub-fields of the file name
  - **Level** - "Novice" or "Advanced" (capitalization not required)
  - **Maker's Name** - spaces allowed
  - Please use the same name throughout the year to aid record keeping.
  - **Image Title** - spaces allowed

DO NOT embed commas (,) or tilde (~) in any of the File Name sub-fields.

The "**File Name**" requirements are very important for running the competition. Please be careful when entering this information. Nonconforming filenames make it very difficult to track your entry. Use a tilde (~), NOT a dash (-) to separate the subfields (**Level~Maker's Name~Image Title**) of the filename. The Competition Chair will not make changes to the filenames after submission, so please check them carefully before submitting.

The computer and software will automatically rescale your image for projection, but if you want to exert full control over how the image is displayed, you should consider resizing and sharpening the image (maximum of 1024 pixels wide and 768 pixels high) yourself. Please see the *Member Handbook* (<http://www.scccphotography.org/wp-content/uploads/2014/08/SSCC-Member-Handbook2014.pdf>) for tutorials on how to resize images in Lightroom or Photoshop.

The maximum file size of **500KB** is to limit the demands on computer memory and speed the presentation.

The computer we use for competition night will automatically add black bars at the side of the photo based on the photo's aspect ratio. If for artistic reasons you wish your image to be presented at a size smaller than screen's full height or width, then you must size your image and position it within a 1024 pixels wide x 768 pixels high **black** background image (canvas size in Photoshop).

Questions: Doug Wolters at [SSCCcompetitions@aol.com](mailto:SSCCcompetitions@aol.com)

### PRINT IMAGE ENTRY GUIDELINES

More info on the back of prints is required starting this year. In addition to the old requirement (name, title, and an arrow indicating the top of the print), you must also include your level and the date of the competition. The template provided on the SSCC website at [http://www.scccphotography.org/wp-content/uploads/2014/08/SSCC\\_competition-label-8-14b.pdf](http://www.scccphotography.org/wp-content/uploads/2014/08/SSCC_competition-label-8-14b.pdf).

☐ RENEWAL ☐ NEW MEMBERSHIP

☐ My membership contact info remains the same (if renewal)

NAME

New members / updated current members:  
NAME

SPOUSE /PARTNER or STUDENT NAME

STREET

CITY

STATE ZIP

TEL. HOME

MOBILE or WORK TEL.

EMAIL

☐ I am a member of other camera club(s):

☐ I am a member of Photographic Society of America

☐ I am willing to serve on a committee

 Field trips

## Competitions

**Membership**

Refreshments

☐ I am willing to lead a field trip

☐ I am interested in presenting a talk on:

I suggest the following club field trips:

I would like to have the following additional training or coaching and / or club programs:

## MEMBERSHIP RATES

☐ Individual: \$45

☐ Student: \$35

Family: \$65

☐ Optional contribution to Commemorative Fund: \$

Total: \$



Dues cover the club year from September through May. Dues must be paid no later than October 31 and for new members before entering any SSCC competition. After January 31, only for new members dues for the remainder of the club year are \$35; dues for spouses and students are \$30; and families are \$55. We welcome your additional contribution to the SSCC Commemorative Fund.

**MAKE CHECKS PAYABLE TO:**

Silver Spring Camera Club

Please bring this completed form with your check before the September competition or mail to:

Silver Spring Camera Club

c/o Bruce Schaefer, Treasurer

PO Box 2375

Silver Spring, MD 20915-2375

I hold SSCC and each member of SSCC, individually and collectively, blameless for any injury that may occur to me or my guests or my property while participating in any SSCC activity or event.

Applicant's signature

Date of application



## APRIL AT THE SSCC

- 2 NO meeting
- 9 Competition Night: B&W (7:30 p.m.)
- 16 Education Night (7:30 p.m.)
- 23 Open Forum (7:30 p.m.)
- 25 Field Trip: Annapolis, MD
- 30 Open Forum (7:30 p.m.)

## STAY IN TOUCH WITH SSCC

[www.scccphotography.org](http://www.scccphotography.org)

[www.twitter.com/ssccphoto](https://www.twitter.com/ssccphoto)

<http://groups.google.com/group/sscameraclub>  
[www.flickr.com/groups/sscc\\_picture\\_a\\_day](http://www.flickr.com/groups/sscc_picture_a_day)

[www.facebook.com/pages/Silver-Spring-Camera-Club/147660948590014?ref=sgm](https://www.facebook.com/pages/Silver-Spring-Camera-Club/147660948590014?ref=sgm)

[www.magcloud.com/user/plstuart](http://www.magcloud.com/user/plstuart)

Submissions for the Cable Release are due  
by the **24<sup>th</sup> of the previous month.**

PRINT COPIES OF THIS ISSUE ARE AVAILABLE  
FOR PURCHASE AT [www.magcloud.com/user/plstuart](http://www.magcloud.com/user/plstuart)



First Class Mail

Silver Spring Camera Club  
PO Box 2375  
Wheaton, MD  
20915-2375