

CABLE RELEASE

SILVER SPRING CAMERA CLUB



DECEMBER COMPETITION
WINNERS

“WORDS AND PICTURES” FEATURE

SSCC Officers and Chairs 2013-2014

President:	Angelique Raptakis
Vice President:	Ron Freudenheim
Treasurer:	Jerry Fath
Secretary:	Ted Ringger
Directors:	Carl Brandt Mike Lux Michael Koren
Competition Chair:	Doug Wolters
Program Chair:	Coco Simon
Education Chair:	Michael Koren
Membership Chair:	Laurel Sharf
Field Trip Chair:	Pepe Izursa
Open Forum Moderator:	Dave Powell
Historian:	Norm Bernache
PSA Rep:	Loretta Argrett
Newsletter Editor:	Patrick Stuart
Webmaster:	Dan Sisken
Exhibits Chair:	Jim Auerbach

E-mail addresses for officers are in the *Member Handbook*, others are available on request. Please contact Laurel Sharf at Lsharf@verizon.net.

Visitors and prospective members are welcome. Membership is open to all persons interested in photography. For more information, contact Laurel Sharf at Lsharf@verizon.net.

The *Cable Release* is published ten times each year, September through May plus Summer, for members of the Silver Spring Camera Club. Articles are written by members of SSCC, which is a community-based organization dedicated to the advancement and enjoyment of photography.

SSCC member submissions for the *Cable Release* should be directed to Editor, *Cable Release*, at pstu1219@gmail.com. More information is available at the SSCC Website: www.scccphotography.org

The Silver Spring Camera Club has been a member Club of the PSA since the club was founded in 1950. For information regarding the benefits of a PSA individual membership and for PSA sponsored activities, please contact our Club PSA Representative, Loretta Argrett.



ISSUE CONTENTS

3	This Month at SSCC
3	Announcements
5	Judge and Speaker Bios
7	Field Trips
9	November Competition Results
15	Words and Pictures
19	Member Articles
23	Classes and Workshops
24	Current Exhibits
25	Calls for Entry

SSCC MEETING LOCATION

All FOUR major monthly meetings of the Club Year are held at the Marvin Memorial United Methodist Church at Four Corners in Silver Spring.

Directions:

From downtown Silver Spring: Go north on Colesville Road (Rte. 29); take a right onto University Blvd. East; then left into the church parking lot A.

From College Park/Takoma Park: Go west on University Blvd. As you approach Rte. 29, move to the far left lane and turn left into church parking lot B. Or pass through Rte. 29 intersection and turn left at the loop just past McDonalds. Proceed east on University Blvd., pass through Rte. 29 intersection, and quickly get in the far left lane to enter into church parking lot A.

From points north of Four Corners: Proceed south on Rte. 29 and turn right onto University Blvd., move into the far left lane and turn left at the loop just past the McDonalds. Proceed through the Rte. 29 intersection, and turn left into church parking lot A.

From Wheaton and points west of Four Corners: Go east on University Blvd. Pass through Route 29 intersection and turn left into parking lot A.

Wherever you park, walk to the southeast corner of the Church and enter Room 204.

**Unless noted, all SSCC meetings begin
at 7:30 p.m.**

JANUARY AT THE SSCC

- 2 Speaker Night (7:30 p.m.)
- 7 SSCC Board Meeting (7:00 p.m.)
- 9 Competition Night: Open (7:30 p.m.)
- 16 Education Night (7:30 p.m.)
- 23 Open Forum (7:30 p.m.)
- 25 Field Trip - Rawlings Conservatory

SSCC BOARD MEETING

Open meeting - all members are invited

Tuesday, January 7 at 7:00 p.m.

Doug's and Coco's house
Directions provided upon request

Please RSVP so we know to set up enough
chairs!

Send response to Ron at
rlf@freudenheimgraves.com

COMPETITIONS 2013-2014

DOUG WOLTERS, COMPETITION CHAIR

September: Open

October: Nature

November: Open

December: Street Scenes

January: Open

February: Water in any of its forms

March: Open

April: People but not formal portraits

May: Shadows and/or silhouettes

For further information on each competition topic and competition rules, please consult the *Members Handbook* at www.scccphotography.org. For further questions, please contact Doug Wolters at SSCCcompetitions@aol.com.

JANUARY OPEN FORUM NIGHT

January 23rd Open Forum. Bring a photo to talk about. This month's emphasis is "color as an organizing factor"... you decide what that means. We will place prints around the edge of the room and have time to discuss informally amongst ourselves... a SSCC colloquium. During the formal part of the evening we will choose 10 or so prints (or digital images if the projector is available) for presentation to the whole group. Please bring just one image. There will be group discussion time on topics of interest and 5-10 minute presentations by several members.

EDUCATION NIGHT

*January - Black & White and HDR
Techniques Using NIK Software.*

You'll learn the basic adjustments in Silver Efex Pro 2 and HDR Efex Pro 2.

The NIK software I will be demonstrating will be running as a Photoshop plug-in. So if you have the software installed and it runs well with your version of Photoshop, feel free to bring your laptop or tablet to follow along. Again, I will email a link to images stored in a Dropbox folder for you to download before the meeting. I will send the email a few days before the meeting.

Michael Koren

**PROJECTED ENTRIES
DUE
JANUARY 2
BY MIDNIGHT**

CLARIFICATION OF DIGITAL COMPETITION REQUIREMENTS

The specifications for digital competitions have caused some concern and confusion among members. So much so that it has probably discouraged some members, especially Novices, from submitting entries. Although computer applications can sometime have very exact technical requirements, experience has taught us that some of what we thought were requirements could better be termed recommendations.

We have, therefore, loosened the submission requirements to eliminate the "Image Dimensions," which seemed to be the most confusing of all the requirements. The maximum width (1024) and maximum height (768) will no longer be requirements. The software automatically adjusts the size of projected images (larger or smaller) to the capabilities of the computer/projector. You can control that by setting the dimensions yourself or let the software do it. It's up to you. If for artistic reasons you wish your image to be presented at a size smaller than full screen, then you must size your image and position it within a 1024 pixels wide x 768 pixels high **black** background image (canvas size in Photoshop).

The maximum "**File Size**" (not to be confused with Image Dimensions), which remains at **500KB(max)**, is mainly because of limited computer disk space.

The "**File Name**" requirements are very important and are dictated entirely by the software. Please be careful when entering this information. Nonconforming filenames can wreak havoc with the software. Use a tilde (~), NOT a dash (-) to separate the subfields (**Class~Maker's Name~Image Title**) of the filename. It is OK to include spaces within the name and image title subfields. Changes (or corrections) will NOT be made to the subfields; i.e., inserting spaces, changing spelling, etc. You picked the subject . . . you picked the title. Who's to question that?

The **Requirements** are now:

- Submission Deadline
 - Midnight 1-week before competition (SSCC's Speaker meeting night)
 - Send submissions to SSCCphotography@yahoo.com
- Monthly Images per member 2 (max)
- File Format JPG
- File Size 500 KB (max)
- File Name: **Class ~Maker's Name~Image Title.jpg**
 - Example: **Adv~Tom Jones~Washington Landscape.jpg**
 - The tilde ~ character separates the 3 subfields of the file name
- **Class** - Nov or Adv (capitalization not required)
- **Maker's Name** - spaces allowed
- Please use the same name throughout the year to aid record keeping.
- **Image Title** - spaces allowed
 - o DO NOT embed commas (,) or tilde (~) in any of the File Name subfields

The **Suggestions** are:

- Image Dimensions
 - o 1024 pixels wide (max)
 - o 768 pixels high (max)
- Color Space - sRGB

Questions: Jim Rogers SSCCphotography@Yahoo.com

Signing-in on the Projected Image register will NOT be required on the night of competition.

PRINT IMAGE ENTRY GUIDELINES

Mark the BACK of the matte with category (e.g., Novice Color), photographer's name, title of the image, and an arrow indicating the print's correct orientation. (See at right)



Novice Mono
Mary Smith
"Flower in B&W"

COMPETITION COLUMN

Doug Wolters

January's competition is open. To review the definition:

Open - Any subject matter, theme, and technique are acceptable. The principal emphasis should be on photography and should show the personal interpretation of the photographer.

The competition in February will be all about water. For me, it's always useful to have a long time to prepare for a themed competition. In that spirit, the definition for next month's competition is:

February: Water in any of its forms - Entries under this topic show water in the broadest possible sense. They depict rain, mist, fog, frost, snow, ice, clouds, glaciers, waterfalls, oceans, puddles, city fountains, oases, or ice cubes in a glass, etc. Any subject and technique are acceptable as long as the principal emphasis is on the type of water (e.g., the rapids and not the kayaker, the fountain and not the children playing in it).

HELP HELP HELP

Once again, I want to emphasize the need for someone (the person reading this?) to step forward and volunteer to be in charge of the projected images for next year's competitions. If you are that person, please see me at one of the SSCC meetings, or email me at: SSCCcompetitions@aol.com.

OPEN COMPETITION JUDGE: SANDI CROAN

If you've attended the Nature Visions Expo in the last couple of years, you've seen Sandi Croan and her award-winning photographs. In Northern Virginia circles, Sandi's well known for landscape, nature, and travel photography, with an eye for capturing the unique and for creating fine art for homes and offices.

As an independent photographer, Sandi has won numerous competitions and awards, including Photographer of the Year and Print of the Year by the Northern Virginia Photographic Society. She's also won Best In Show and Second Place at the juried Meadowlark Photo Expo in Vienna. Her images have been selected to be put on

permanent display at Meadowlark Botanical Gardens and the Joseph Miller Center for the Photographic Arts. Sandi has been juried into numerous art shows including the VisArts exhibitions in Rockville, the Fairfax County Council of the Arts Show, and The Fraser Gallery International

Photography Exhibition. Sandi was a featured artist in *Elan* magazine, and her photograph "Blue Lagoon" appeared on the cover. She has also had other photographs published in local and national magazines.



Sandi has sold many of her photographs to private, corporate, and government clients, and she does exhibits for businesses and special local events. She also displays her work at public and private venues such as civic centers and restaurants.


Since 2004, Sandi has been an active member of the Northern Virginia Photographic Society, serving on numerous board positions. She held the title of president of NVPS for two terms, from 2009-2011. Sandi speaks and judges frequently for metro area camera clubs and other exhibitions.

DECEMBER SPECIAL GUEST SPEAKER: DAVE POWELL

Our speaker this month is familiar to all SSCC members: Dave Powell, who now runs the Members' Open Forum on 4th Thursdays. And what a resource he is for SSCC! Dave joined SSCC a couple of years ago as one way to give back to the profession that's been sustaining him for 50 years. Few of us, however, are familiar with Dave's background, so we've asked him to kick off the new year by talking about his experiences, emphasizing his primary area of interest - lighting and light.

In his decades as a professional photographer, Dave has used a wide range of photo gear, lighting equipment, and film and video equipment. He has shot on assignment in all 48 contiguous states and has photographed in many locations overseas. While now somewhat retired, Dave continues to do limited assignment work for clients.

Dave has used various media to tell stories that illustrate and bring to life the high impact, high visibility, high pressure, and fast moving worlds of business, schools, museums, and government. He helps his clients refine, clarify, and heighten their messages so they can increase sales, boost fund-raising, or educate. Surprising to us, perhaps, is the fact that Dave is far more than a very successful commercial photographer. He's an award-winning film and documentary maker and the creator and producer of video and multi-screen slide shows. He's written and edited scripts. He's served as advisor on AV equipment and graphic software packages. He's also a web designer and a one-on-one executive coach for public speaking and presentations.



Here an example of a typical assignment for Dave: He created and produced two complex, multi-image, multi-screen slide shows for National Gallery exhibitions, which were used to give historical and thematic perspectives. In another example, Dave created an anti-smoking film commissioned by the government aimed at students - for which he won an Emmy Award.

Since 1990, Dave has been the owner of David W. Powell Communications. Earlier, he held the responsibilities of partner in several communications media firms after serving as a producer/director at WETA and Voice of America.


Dave's client list fills pages; outstanding assignments have come from the World Bank, the CIA, University of Maryland, AT&T, British Airways, GEICO, Exxon Corporation, Hillwood Museum, Georgetown University, and the Egyptian government.

In his own education, Dave received his BA in Radio, Television, and Film Production at the University of Maryland, with an emphasis on public speaking and music. He also plays a mean saxophone.

MEMBER NEWS

Congratulations to SSCC member Beth Koller, who won second place with "Triple Whirl" in the "Montgomery by Night" category of Montgomery County's 2013 Amateur Photography Competition. Entries in the 22nd annual competition included photos of county locations or residents and were judged on effective composition, originality, interest and relevance of the subject matter, and technique.

Beth received her award (below) from Al Roshdieh, the Deputy Director of the Montgomery County Department of Transportation.



SSCC FIELD TRIPS

GET READY EVERYONE AND GRAB YOUR TRIPOD! FIELD TRIP TO THE RAWLINGS CONSERVATORY, BALTIMORE, MARYLAND JANUARY 25, 2014

The SSCC will be visiting the Rawlings Conservatory and Botanic Gardens of Baltimore on Saturday January 25, 2014.


The Rawlings Conservatory, established by the City of Baltimore in 1888, is located in historic Druid Hill Park. The Conservatory includes five distinct environments ranging from South American rainforests to the world's deserts with an extraordinary variety of plants. The Mediterranean House replicates the dry summers and foggy winters of the Mediterranean basin and southern California. The Tropical Forest greenhouse displays the plants that originate in the tropics, including those native to parts of Africa, Asia, the Americas, Australia and some tropical islands. The Desert Greenhouse showcases plants that can endure the harsh, windy, and arid conditions of the deserts where temperatures can climb as high as 125 degrees Fahrenheit and fall as low as 10 degree at night. The Orchid Room features the largest of all the plant groups - one in 10 of the earth's plant species is an orchid. The Palm House harkens back to the



Victorian era when plant collectors showcased plants from around the world in grand structures specifically designed to accommodate their requirement for a tropical environment.

Admission to the Conservatory is free; however, a donation is recommended. The volunteer staff is very friendly and helpful. This is one of the few indoor places where tripods are permitted.

We had a fun time shooting at the Conservatory last year, and a number of members have returned for additional opportunities to photograph in the Conservatory. After a couple of hours there, we had an enjoyable lunch in the Hampden neighborhood nearby. The neighborhood itself offers a rich and varied visual appeal, and several of the SSCC field-trippers took advantage of the opportunity to shoot on the street with good results.



Here is a link to the web site for the Conservatory: <http://www.rawlingsconservatory.org/>

Here is a blurb on the Hampden neighborhood: http://en.wikipedia.org/wiki/Hampden,_Baltimore

Logistics:



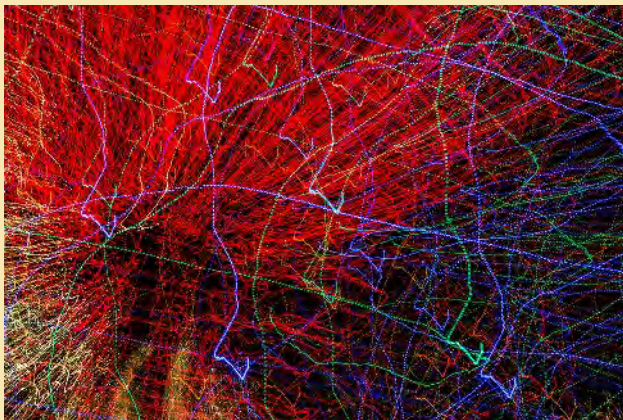


Those who plan to go on this excursion can meet at the Giant parking lot off Flower Avenue and Arliss Street in Takoma Park at 9:00 a.m. The caravan of cars will leave at 9:15 a.m. Please be on time.

Directions:

From the south—From I-295 (Baltimore-Washington Parkway), drive directly into downtown Baltimore. Turn right onto Pratt Street and then left onto Gay Street. Stay to your left on Gay Street and take left lane exit onto I-83N. Take exit #7 and follow Druid Park Lake Drive until it merges into McCulloh Street. Turn right into Druid Hill Park from Gwynns Falls Parkway (5th traffic light). Turn right immediately after entering the Park. The Conservatory is on the left.

DECEMBER'S MORMON TEMPLE FIELD TRIP

On a cold Saturday night in early December, a group of us gathered at the Mormon Temple to experiment with light painting. Using the huge array of holiday lights as our starting point, we twirled our cameras, zoomed in and out, created multiple exposures, and just played with myriad abstract patterns. Below is a sample of the different kinds of light patterns we came up with.



Clockwise from top right: Pepe Izursa, "One Way"; Coco Simon, "Temple Twirl"; Jim Delozier, "Temple Blur"; Doug Wolters, "Light Fantasy"; Patrick Stuart, "Waves on the Night Shore"; Dan Sissen, "String Theory"; and Bob Catlett, "Blasted".

DECEMBER 2013 COMPETITION WINNERS - STREET SCENES

Judge: Vickie Lewis

NOVICE PROJECTED

1st - Loretta Argrett - Notre Dame, Another View
2nd - Dan Siskin - DCNight
3rd - Shy Shorer - Siesta
HM - Loretta Argrett - Silver Spring Frolic
HM - Pepe Izursa - Waiting for the ship
HM - Shy Shorer - Up Town

ADVANCED PROJECTED

1st - Henry Ng - Heart to Heart Talk
2nd - Henry Ng - Night Strolling
3rd - Dave Powell - Afghan Street #1
HM - Coriolana Simon - The Night Watch
HM - Jim Rogers - View from Charminar (Hyderabad India)
HM - Bob Peters - Shanghai traffic

NOVICE MONO PRINTS

1st - Coriolana Simon - Night Icon

ADVANCED MONO PRINTS

1st - Beth Koller - Arena Stage Wave
2nd - Bob Catlett - Smile
3rd - Michael Koren - Window Treatments
HM - Bob Peters - Boy and a Boat
HM - Bob Peters - Silver Spring

NOVICE COLOR PRINTS

1st - Leon Wetrogan - Brunch Date
2nd - Lyndon Marter - DWI

ADVANCED COLOR PRINTS

1st - Nick Williams - Stairsteps To Nowhere
2nd - Charles Bowers - I Like That One
3rd - Gene Luttenberg - A Woman's Work is Never Done
HM - Bob Peters - Let It Rain
HM - Chuck Bress - Wall Art



Dave Powell, "Afghan Street #1"

A side street in Kabul, Afghanistan, 1974. On assignment for USIA. Nikon F, 50mm f/1.4, Ektachrome 64, 1/250 at f/8 (obviously a grab shot). A stupid shot to take because we had been told by the Ambassador not to take pictures of women ... checkout the shoes. I love the young girl in the distance looking back.



Henry Ng, "Heart to Heart Talk"

DECEMBER 2013 COMPETITION WINNERS - STREET SCENES



Loretta Argrett, "Notre Dame, Another View"
Shot with a Nikon D40 in 2007 along the Seine River. Handheld; image-stabilized 18-200 mm lens at 29 mm; f/9; 1/320s; ISO 200.

Dan Sisken, "DC Night"

This image was shot from the roof of the building where I work at Connecticut and Florida. I was attempting to capture the "scene," the bright lights and colors, and the geometric shape of the four crosswalks. ISO 200, 28mm, f/11, 4.0s.



Shy Shorer, "Siesta"

This was taken couple of years ago in Barcelona. The empty street was a big contrast to the square that was literally feet away. There was little time for composing as I was only passing by. Taken with a Sony A35, 28-85mm at 85mm, f/4.5 (other data is missing) and was edited in Photoshop with NIK and Topaz plug-ins.

Robert Peters, "Shanghai Traffic"

This picture taken while walking around Shanghai just after traffic light changed and at a safe distance away. This picture was taken with a 28-200 mm zoom at 112mm (x 1.5 crop factor) and cropped to about 2/3 of the original picture. I liked the expression of the lead motorcycle - so determined. The picture conveys the congestion in Shanghai. Exposure is f/9.5, 1/100s, ISO 400.



DECEMBER 2013 COMPETITION WINNERS - STREET SCENES



Jim Rogers, "View from Charminar (Hyderabad India)"

Charminar, a former mosque built in 1591, is a monument that has become a global icon. It is now a tourist attraction. Hyderabad, India without Charminar would be like New York without the Statue of Liberty or Moscow without the Kremlin. It is located at the intersection of 2 main thoroughfares in a thriving shopping area. This image of the bustling activity along one of those streets was taken from a couple of floors up. Canon EOS 20D, 20mm, 1/500s, f/10, ISO 200.



Henry Ng, "Night Strolling"




Leon Wetrogan, "Brunch Date"



Coriolana Simon, "Night Icon"

The wintry gloominess of the Empire State Building at night reminded me of 1940s photographs and some paintings by Lyonel Feininger. The image seemed best rendered in a soft, dark sepia treatment. Details: Olympus micro four-thirds OM-D E-M5 with a 14-42mm lens at a focal length of 14mm (28mm equivalent); exposure 1/10 sec at f/3.5; ISO 1600; handheld; minor editing in Lightroom 4; conversion to monochrome in Silver Efex Pro.

DECEMBER 2013 COMPETITION WINNERS - STREET SCENES




Robert Peters, "Boy with a boat"

This picture was taken in a small village in China, where we spent half a day walking around. I liked the expression on his face and the body language toward the toy he is holding. The background hardware adds to the environment. The boy is standing by a round boat that is woven like a basket and then waterproofed, a very common boat in China. It takes skill to paddle to avoid going around in circles. Picture taken with a 28-300 mm zoom at 105 mm on a full frame camera; not cropped. Exposure is ISO 400, 1/750s, f/8.



Pepe Izursa, "Waiting for the ship"



Loretta Argrett, "Silver Spring Frolic"
iPhone 4S image. EXIF data: ISO 64,
4mm, f/2.4, 1/968s.



Nick Williams, "Stairsteps to Nowhere"

This photo was taken from a riverboat on the Seine in Paris last summer. In spite of the beautiful monuments in the background, I couldn't help but notice the interplay of the people along the banks of the river. This lady seemed like she was just lost in thought at the bottom of a staircase. Photo was taken with a Canon 5DMKII at f/5.6, 1/250s, ISO 200.

DECEMBER 2013 COMPETITION WINNERS - STREET SCENES



Michael Koren, "Window Treatments"

I shot this in May of last year in the historic city of Dubrovnik, Croatia with my Nikon P7000 point and shoot. The lady was looking out from her second story window above the town square. I was looking at the painting and the puppets thinking it was unusual for someone to display such small objects as if they were for sale so far from a potential buyer. She happened to walk to the window and look out just before I shot the picture. It amused me to think she was looking out the window to check for customers. Exposure: 1/250s, f/5.6, ISO 200, 200mm. Processed with Nik Silver Efex Pro 2 and Photoshop.



Bob Catlett, "Smile"

Nikon D600, ISO 200, f/8, 1/320s with a 28-300 zoom lens. Taken in the canals of St. Petersburg, Russia



Robert Peters, "Let It Rain"

This was taken in Vietnam on a rainy day. To protect the camera, I bought a cheap plastic raincoat and cut the sleeve off. I put the camera in the sleeve with the elastic end around the lens shade. This picture struck me because of the way both the ped-a-cab operator and woman were looking at the bike rider. The background (with trees) is all natural (the judge questioned that). The picture is cropped to about 1/3 the original size. Exposure info: ISO 560; f/6.7; 1/180s. Lens was a 28-300mm zoom at 150mm on a full frame camera.




Robert Peters, "Silver Spring"

Continued, p. 22

Words and Pictures



"The most perfect expression of human behavior is a string quartet."
The British conductor, Jeffrey Tate



The Quinten Quartet
Photographs by Coriolana Simon

Golden Aspens
Putting On A Show,
Once Again.
- Mike Lux



Waiting for business:
The Ferry
To Campobello.
- Mike Lux

TRANSFORMATIONS

Doug Wolters



"Art is the lie that enables us to realize the truth."

"Others have seen what is and asked why. I have seen what could be and asked why not. "

"Ah, good taste! What a dreadful thing! Taste is the enemy of creativeness."

"The world doesn't make sense, so why should I paint pictures that do?"



"I paint objects as I think them, not as I see them."

"I begin with an idea and then it becomes something else."



"You don't make art, you find it"

"There is only one way to see things, until someone shows us how to look at them with different eyes"



"The purpose of art is washing the dust of daily life off our souls."



*All quotes by Pablo Picasso.
Transformations in Snap Art 4 of a photo from
Chincoteague.*

Wallace Johnson

Romanesque Arches: Inside you one vault after another opens endlessly. You will never be complete, and that's as it should be.

Tomas Tranströmer, Swedish Nobel Prize winner for literature, 2011




Sailing To Byzantium: And therefore I have sailed the seas, and have come to the holy city of Byzantium.

William Butler Yeats

Tyger, Tyger, Burning Bright

William Blake



The Autumnal: No Spring, nor Summer Beauty hath such grace as I have seen in one Autumnal Fall.


John Donne



Keeping watch over Capitol Hill, "Quoth The Raven, Nevermore".

Edgar Allan Poe

Not all words are forever etched in stone.



Music

by Rainer Maria Rilke
Translated by A. Poulin
Images by Jim Auerbach

Take me by the hand;



it's so easy for you, Angel,
for you are the road even
while being immobile.

You see, I'm scared no one
here will look for me again;



I couldn't make use of
whatever was given,



so they abandoned me.



At first the solitude



charmed me like a prelude,
but so much music wounded me.





When you see a fork in the road,
take it!! -- Yogi Berra

Nick Williams



Conversation with a bear..."so, where did you get
your nails done?"
Laurel Sharf



WORMS or NOODLES...YUMMY!
Laurel Sharf

THE ICE

By Myphuong Nguyen

Over 2 million pounds of ice were used to create the holiday scenes at the Gaylord National Resort last year. Curious about the show, I decided to visit it and came away convinced that it is worth paying \$28 to see the huge exhibit of ice sculpture. Picture 2 is looking up at the ceiling of the hotel's central lobby.



Because it is only 5 degrees inside the exhibit, the Gaylord provide attendees with giant winter coats to keep them warm.



The Gaylord National exhibits (this year 'Twas the Night Before Christmas) recall meaningful holiday memories and provide many different holiday scenes, which attract a large number of families. The sculptures are well done with intricate details and fascinating figures.





A two-stories-tall ice slide is thrilling for the children. There are too many things to look through the entire exhibit. Since my feet and hand were frozen because of the frigid temperatures, I made my way quickly to the end; it was too cold for me to handle.



I enjoyed the ice exhibit but wanted to see how I could get pictures that were different from what other photographers would take. Therefore, I decided to put together a portfolio of ice photos from different points of view.

Ice is a very interesting subject to study visually. Frozen water contains beautiful ice crystals; certain crystals can be seen with the naked eye, but most of them are so tiny that one would need the aid of a microscope. The best part of these photographs is the colors reflected by these ice “flowers;” it is a fascinating and wonderfully instructive study. I hope the viewer also enjoys the interaction of ice crystals and colorful lights.



KERNELS OF KOREN

Thanks to everyone that attended the December Education Night. The interactive, bring-your-own-laptop experiment went well. As far as I know, this was a first for the Club and certainly a first for me as a presenter. Special thanks to Dave Powell for the foresight in bringing extra power strips and extension cords. They came in handy and reduced my level of stress. I've heard from a friend that meditation works wonders but who has time for that when the room is baking at 150 degrees and more folks are arriving with laptops than I envisioned! I was going to expand the next Photoshop session to an advanced class, but I think there are still many learning opportunities for the beginners. So, a slight change of plans. February's Education Night will be an advanced beginner session. We'll all use the same images to learn layer masks, conversion to black and white and a few other special effects.

As usual I welcome your comments and suggestions.

BEAUTY OF THINGS INSUBSTANTIAL, INSIGNIFICANT AND UNTOUCHABLE Seminar by Tuan Pham

Last winter, Tuan Pham brought SSCC a presentation on Photographs of Nothing - a Zen approach to photography. Your response was immediate and enthusiastic. You'll now be interested to learn that Tuan is doing a presentation on February 8 at the U.S. National Arboretum as well as a series of Saturday workshops elaborating on this way of seeing.

Tuan says his goal is to "add a plus" to traditional photography, like a "new and improved" version. In his presentation, Tuan will tell stories and focus on some unique features of photography as a form of Zen art. These include an emphasis on:

- training the mind as well as the eyes
- finding beauty through feeling as well as through logic
- seeing life in transient states as well as moments of perfection
- valuing negative space in the same way as forms
- finding joy in photography in the process as much as in the product.

The series of workshops in the spring is based on the following building blocks:

- Relaxed attentiveness - Learning takes place when the body is free of stress and the mind is free of "chatter." This freedom unlocks the door for the intuition, the same way a calm lake reveals the full moon.
- Words to keep - Contemplating the enduring words of the Masters, both East and West, on "seeing"; e.g. "When the eyes see what they have never seen before, the heart feels as it has never felt."
- Creative exercises - Fun exercises that seem to have nothing to do with photography but everything to do with creativity, to free the mind from attachments to labels, conformity, rules, fears, etc.
- Mindfulness meditation - Practice the mindfulness of breathing, adapted from the ancient Buddhist Anapanasati discourse, specifically to cultivate harmony within and without, paving the way for clarity of vision and mind to appear.
- Look-and-learn - Learning to see...with one eye looking out at the image, the other eye looking in for sensory responses, and to share that private communication between the viewer and the image with its makers.
- Weekly fieldwork assignments - Helping to switch alliance from the safe but confined territory of the discriminating mind to the joyful and boundless world of mindfulness.



The last session of the workshop will be a creative exercise for participants and guests of all ages and a slide presentation of selected class images for all to enjoy.

For more information, please visit the Arboretum's [website](#) or contact Tuan at zenttl02@gmail.com. Sign up before all the spots are taken!

Introduction to Digital Photography

Learn how to choose a digital camera, and understand your camera's controls in order to capture great photos. Explore the use of tripods, lighting equipment and much more. Gain a working knowledge of the basic principles of photography and examine some of the techniques you can use to turn a so-so snapshot into a great picture. We will also examine methods to organize your images and ways to electronically send pictures to family and friends. In addition, we will look at image editing software, such as Picasa, to put the final touches on your pictures, with a brief look at Adobe Photoshop.

- Instructor: Jim Auerbach
- 6 classes: Thursdays, February 6-March 13, 2014
- 1:00-3:00 PM
- Location: Holiday Park Multiservice Senior Center,
- 3950 Ferrara Drive, Wheaton, MD 20906.
- Phone: 301-468-4448
- Cost: \$30



Beth Koller, "Arena Stage Wave"

This picture was taken on a DC night excursion. After visiting the Peace Building at twilight, we set out for the new Arena Stage. I was using a mid-range telephoto. The person accompanying me was using a wide angle lens. Our images were total different in character. I was so intrigued with the wave qualities of the roof-line that I never put on a wider lens. I initially submitted this image in color. It was rejected twice. Having faith in the image, I converted it to black & white. Success.

December 5 Social Hour

Photos by Laurel Sharf



Cover Photos:

Shy Shorer, "UpTown"

I took this picture on a recent trip to NYC in the subway. It was a rare moment as the platform across from me was emptied apart from the one man in the pictures. The picture was taken with Sony A77, 24-70mm at 55mm, f/2.8, 1/50s at ISO 400. The picture was edited in Lightroom and Photoshop with NIK and Topaz plugins.

Coriolana Simon, "The Night Watch"

This image had been in my mind's eye since my last trip To Toronto in 2011. When I returned this past September, the food cart was still on the same corner by the museum, visible from my hotel window. By day, it's a busy spot with dense pedestrian traffic. However, I wanted to catch the feeling of isolation and loneliness at night when the shoppers, office workers, and tourists have left. The distance between the big sign for the museum's exhibit and the cart's umbrella reinforces that isolation. Details: Olympus micro four-thirds OM-D E-M5 with an Olympus 40-150mm lens at a focal length of 108mm; exposure 1/8s at f/5.1; ISO 1250; minor editing in Lightroom 4, with clean-up in Photoshop CS6.

CLASSES AND WORKSHOPS

DAVID BLASS

Capital Photography Center

- Digital Photography Basics –3 Sessions, Thu. Jan. 16, 23 & Wed. Jan. 29, 7-9:30 p.m.
- Introduction to Photoshop and Photoshop Elements, Sat. Jan. 18, 9 a.m.-5 p.m.
- iPhone Photography, Getting Started, Sun. Jan. 19, 10:30 a.m.-2:30 p.m.
- Photography as a Second Career, Tue. Jan. 21, 7-10 p.m.
- Fundamentals of Macro Photography: 3 Sessions, Thu. Jan. 30. Sun. Feb. 2 & Tue. Feb. 4

And others at

<http://capitalphotographycenter.com/classes/>

Horizon Workshops

- Creative Vision: 3 Day, May 24-26
- Eastern Sierras & Yosemite, June 22-29, 2014
- Ireland: Landscapes & Locals, Aug. 10-17, 2014

And many more at

<http://www.horizonworkshops.com/>

Washington School of Photography

- Focus on Composition, Sat. Jan. 4, 11, 18, 25, 10 a.m.-1 p.m.
- Gallery Shows, Wed. Jan. 15, 7-10 p.m.

And many more at www.wsp-photo.com

Joseph Van Os Photo Safaris

- Horses & Icons of the Wild West in Winter, Jan. 26-Feb. 1
- Japan's Winter Wildlife, Feb. 19- Mar.6
- Venice at Carnevale, Feb. 22- Mar. 1
- Aurora Borealis, Fairbanks, Alaska, Mar. 3-10
- Patagonia's Mountain Landscapes, Apr. 10-26
- Essential China, May 7-22
- Yosemite in Spring, May 11-17
- Ultimate Galapagos, May 17-June 3
- Spitsbergen--the Pack Ice Voyage, June 29-July 10

and others at www.photosafaris.com

Art Wolfe

- India, Jan. 14-25, 2014
- Mystical Myanmar, Feb. 15-25
- Iconic East Africa, Mar. 8-23, 2014
- Bhutan, Apr. 2-13, 2014
- Olympic Peninsula, WA, May 2-4, 2014

and more at

<http://www.artwolfeworkshops.com/>

Suzi Eszterhas

- Custom Photo Tours in Monterey Bay, year-round, custom dates available
- Alaska Bears and Eagles, June 23-July 1
- Orangutans of Borneo, Jan. 10-23, 2015 (2014 tour is full)

<http://www.suzieszterhas.com/toursWorkshops/>

Glen Echo Photoworks

- Darkroom Photography, 4 sessions, Sat. Jan. 11-Mar. 15
- Explore Film Photography, 6 sessions, Wed. Jan. 8-Feb. 19
- Visual Literacy and the Digital Workflow, 2 sessions, Thu. Jan. 9 & 23, 7-10 p.m.

and more at

<http://www.ssreg.com/glenechopark/classes/classes.asp?catID=4403&pcatID=4379>

Smithsonian Institution

- The Joy of Photography, 8 sessions, Tue. Jan. 21-Mar. 11, 6:30-9:30p.m.
- Fine Printing Techniques, 8 sessions, Wed. Jan. 22- Mar.12, 10:15 a.m.-3:15 p.m.
- Open Darkroom Plus, 8 sessions, classes on Thursdays, Fridays, Saturdays (am or pm)
- Introduction to Black-and White Photography, 8 sessions, Mon. Jan. 27- Mar. 24, 6:30-9:30 p.m.

and others at

http://smithsonianassociates.org/ticketing/tickets/search_photography.aspx?keyword=C-Photography

STAY IN TOUCH WITH SSCC

www.scccphotography.org

www.twitter.com/ssccphoto

<http://groups.google.com/group/ssccameraclub>

www.flickr.com/groups/sscc_picture_a_day

www.facebook.com/pages/Silver-Spring-Camera-Club/147660948590014?ref=sgm

www.magcloud.com/user/plstuart

QUOTE OF THE MONTH

Look and think before opening the shutter. The heart and mind are the true lens of the camera.

- Yousuf Karsh

EXHIBITS AND EVENTS

TED RINGGER

Landscapes in Passing: Photographs by Steve Fitch, Robert Flick and Elaine Mayes - Images of the passing American landscape. Through February 23. Smithsonian American Art Museum. Eighth and F Streets, NW, Washington, D.C. 202-633-1000. www.americanart.si.edu

Meade Brothers: Pioneers in American Photography - A collection of 19th century daguerreotypes. Through June 1. National Portrait Gallery. Eighth and F Streets, NW, Washington, D.C. 202-633-1000. www.npg.si.edu

A Day Like No Other: Commemorating the 50th Anniversary of the March on Washington - Forty black and white images of the march. Through March 1. Library of Congress. 10 First Street SE, Washington, D.C. 202-707-9779. www.loc.gov

Nature's Best Photography Awards - Through March 31. National Museum of Natural History. Tenth Street and Constitution Ave., NW, Washington, D.C. 202-633-1000. www.mnh.si.edu

Portraits of Planet Ocean: The Photography of Brian Skerry - An underwater journey through different marine environments. National Museum of Natural History. Tenth Street and Constitution Ave., NW, Washington, D.C. 202-633-1000. www.mnh.si.edu

Lion and Tigers and Bears: Through the Lens with National Geographic - Through February 2. National Geographic Society. 17th and M Streets, NW, Washington, D.C. 202-857-7588. www.nationalgeographic.com/museum

Women of Vision: National Geographic Photographers on Assignment - Features work by eleven female photojournalists. Through March 9. National Geographic Society. 17th and M Streets, NW, Washington, D.C. 202-857-7588. www.nationalgeographic.com/museum

Lines, Marks and Drawings: Through the Lens of Roger Ballen - Photographs of homes and windowless rooms in rural Africa. Through July 20. National Museum of African Art. 950 Independence Ave., SW, Washington, D.C. 202-633-4600. www.africa.si.edu

Africa Re-Viewed: The Photographic Legacy of Eliot Elisofon - Showcases the photographer's images of African culture. Through August 24. National Museum of African Art. 950 Independence Ave., SW, Washington, D.C. 202-633-4600. www.africa.si.edu

Civil Rights at 50 - A three-year changing exhibit follows the Civil Rights Movement from 1963 to 1965 with images and front pages of newspapers and magazines from the time. The Newseum. 555 Pennsylvania Ave., NW, Washington, D.C. 888-639-7386. www.newseum.org

Front Room: An-My Le - Viet Nam War era black and white photographs. Through February 23. Baltimore Museum of Art. Art Museum Drive, Baltimore. 443-573-1700. www.artbma.org

Bodine's Industry: The Dignity of Work - Seventy photographs by A. Aubrey Bodine on the rising industries in Maryland. Through January 31. Baltimore Museum of Industry. 1415 Key Highway, Baltimore. 410-727-4808. www.thebmi.org

Palaces for the People: Guastavino and America's Great Public Spaces - Exhibition includes large-scale color photos by Michael Freeman. Through January 20. National Building Museum. 401 F Street NW, Washington, D.C. 202-272-2448. www.nbm.org

Fair Game - An exhibition of photos from the collection of famous Brazilian soccer player, Pelé, that focuses on how sport can be used to promote social change. Through January 16. IDB Cultural Center.

Inter-American Development Bank. 1300 New York Ave., NW, Washington, D.C. 202-623-3558.
www.iadb.org/cultural

Yousuf Karsh: American Portraits - The first of two exhibitions of the famous Canadian portrait photographer. Through April 27. National Portrait Gallery. Eighth and F Street, NW, Washington, D.C. 202-633-8300. www.npg.si.edu

Shaping a Modern Identity - Sixteen photographs from the Joseph and Charlotte Lichtenberg Collection. Through January 26. The Phillips Collection. 1600 21st St., NW Washington, D.C. 202-387-2151. www.phillipscollection.org

Eyes of the World: Ara Guler's Anatolia - Iconic snapshots of medieval Seljuk and Armenian buildings from 1965. Through May 14. Arthur M. Sackler Gallery. 1050 Independence Ave., SW, Washington, D.C. 202-633-1000. www.asia.si.edu



CALLS FOR ENTRY

DAVID BLASS

Vermont Photo Workplace

Things with Wings, Deadline: Jan. 27
<http://www.vtphotoworkplace.com/>

Linus Galleries (Signal Hill, CA)

Constant Connection, Deadline: Jan. 6
Flora, Deadline: Jan. 6
Animal, Deadline: Jan. 20
71 Percent, Deadline: Feb. 3
The Senses, Deadline: Feb. 24
<http://www.linusgallery.com/call-for-entries.html>

The Kiernan Gallery

Take Flight, Deadline: Jan. 23
Expressions: Contemporary Portraiture, Deadline: Feb. 21
<http://kiernangallery.com/>

Black Box Gallery (Portland, OR.)

Portraiture: Through the Lens, Deadline: Jan. 9
Landscape: Looking at Photography, Deadline: Feb. 6
<http://blackboxgallery.com/CallForEntry.html>

The Mitchell Gallery (Annapolis, MD)

Less is More, Deadline: Jan. 31
<http://www.themitchellgallery.org/references/prospectus.pdf>

Embracing Our Differences

Diversity, Deadline: Jan. 6
<http://embracingourdifferences.org/call-for-artists.html>

Mpls Photo Center (Minneapolis, MN)

Mobile Photo, Deadline: March 2
<http://www.mplsphotocenter.com/exhibits/exhibit-competitions.php>

Perspective Gallery (Chicago, IL)

Lens 2014 - International Juried Photography Exhibition, Deadline: Jan. 12
http://perspectivegallery.org/artistInfo/perspective/bio/bio_58.pdf?2799

SILVER SPRING CAMERA CLUB MEMBERSHIP APPLICATION AND RENEWAL

[illegible]

January SSCC Calendar Upcoming Events

- 2 Speaker Night (7:30 p.m.)
 - 7 SSCC Board Meeting (7:00 p.m.)
 - 9 Competition Night: Open (7:30 p.m.)
 - 16 Education Night (7:30 p.m.)
 - 23 Open Forum (7:30 p.m.)
 - 25 Field Trip – Rawlings Conservatory
- UNLESS NOTED, ALL MEETINGS AT 7:30 P.M.

Submissions for the Cable Release are due
by the **24th of the previous month.**

PRINT COPIES OF THIS ISSUE ARE AVAILABLE
FOR PURCHASE AT www.magcloud.com/user/plstuart



First Class Mail

Silver Spring Camera Club
PO Box 2375
Wheaton, MD
20915-2375