

Cable Release



George DeBuchananne, Birch Trees

Food For Thought

The key to great photography
is not to see what everyone else has seen,
but to capture what nobody else has thought.

-Rolando Gomez

SSCC Officers and Chairs 2011-2012

President: Mike Lux
Vice President: Ted Ringger
Treasurer: Jerry Fath
Secretary: Angelique Raptakis
Director: Carl Brandt
Bill Rau
Norm Bernache
Cable Release: Dave Mullen
Competition: Michael Tran
Mark Ratner
Jim Rogers
Programs: Coco Simon
Third Thursdays: Michael Koren
Membership: MyPhuong Nguyen
Sandy Littlejohn
Field Trips: Bob Catlett
Historian: Norm Bernache
PSA Rep: Michael Koren
Website: Open

E-mail addresses and phone numbers for officers and other members are available on request. Please contact Dave Mullen at dave@nora-school.org.

Visitors and prospective members are welcome. Membership is open to all persons interested in photography. For more information, contact Dave Mullen at dave@nora-school.org.

The Cable Release is published ten times each year, September through May plus Summer, for members of the Silver Spring Camera Club. All rights are reserved, but excerpts may be reprinted without permission provided proper credit and prior notification is given. Articles are written by members of SSCC, which is a nonprofit organization dedicated to the advancement and enjoyment of photography.

SSCC member submissions for the Cable Release should be directed to Editor, Cable Release, at dave@nora-school.org. More information is available at the SSCC Website: www.sscphotography.org



The Silver Spring Camera Club has been a member Club of the PSA since the club was founded in 1950. For information regarding the benefits of a PSA individual membership and for PSA sponsored activities, please contact our Club PSA Representative.

Inside this Issue

- 5 Kernels of Koren
- 7 Members News
- 8 Shooting at Laurel Park
- 14 MDF-Maximum Depth of Field
- 16 Classes and Workshops
- 18 A Thousand Words
- 28 Why Exhibit?

SSCC Meeting Location

All three major monthly meetings of the Club Year are held at the Marvin Memorial United Methodist Church at Four Corners in Silver Spring.

Directions:

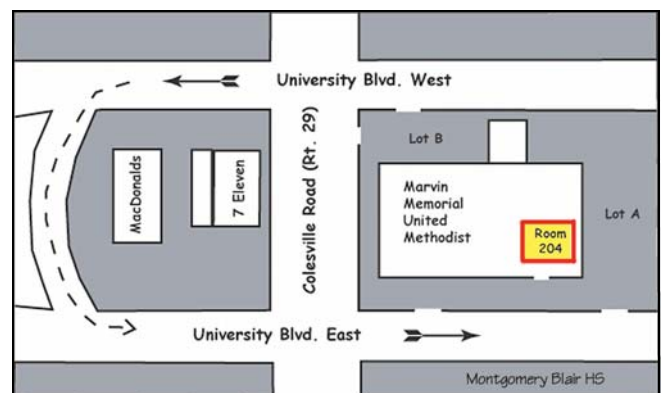
From downtown Silver Spring: Go north on Colesville Road (Rte. 29); take a right onto University Blvd. East; then left into the church parking lot A.

From College Park/Takoma Park: Take University Blvd. West. As you approach Rte. 29, move to the far left lane and turn left into church parking lot B. Or pass through Rte. 29 intersection and turn left at the loop just past McDonalds. Proceed on University Blvd. East, pass through Rte. 29 intersection, and quickly get in the far left lane and enter into church parking lot A.

From points north of Four Corners: Proceed south on Rte. 29 and turn right onto University Blvd. West, move into the far left lane and turn left at the loop just past the McDonalds. Proceed through the Rte. 29 intersection, and turn left into church parking lot A.

From Wheaton and points west of Four Corners: Go east on University Blvd. Pass through Route 29 intersection and turn left into parking lot A.

Wherever you park, walk to the southeast corner of the Church and enter Room 204.



All SSCC Meetings begin at 7:30 pm.

This Month at SSCC

January 5 Speaker Night Mike Weiss

From Deep Space to Deep Sea

Mike Weiss's passion is to promote and enable exploration of two relatively unexplored frontiers: the universe beyond Earth's atmosphere and the Earth's underwater regions.



Professionally, Mike declares himself lucky to have been an aerospace engineer with NASA for over 30 years. He worked on design and construction of numerous earth and space observing spacecraft, including the Hubble Space Telescope.

Thirty years ago, Mike also became a certified SCUBA diver, along with a few of his colleagues. At the time, they were training Shuttle flight crews in NASA Neutral Buoyancy Laboratories. Over the years, his time in the NASA tanks gave way to other duties, so he took to the open water. Eventually, he began photo-documenting his and his buddies' dives and, over time, assembled a substantial collection of photographs of the underwater world. As people have become aware of his documentation, Mike has been invited to share his experiences and information with different kinds of organizations as well as dive groups.

Mike maintains a fascinating web site whose goal is to raise awareness and share the beauty of our earth's marine ecosystems through photography. The photographs provide a magical glimpse into a world that you might not otherwise see and appreciate – a world full of beauty and surprises. The dive sites include many locations in Florida, Hawaii, Mexico, Puerto Rico, North Carolina, the Cayman Islands, Honduras, and Belize. Yes, there are shark photographs, most of which were taken on the spectacular wrecks off of North Carolina's Outer Banks.


Go explore these underwater marvels from the comfort and safety of your own desk at www.underwatervisuals.com.

January 12 Competition Night-Theme: Open Judge: Don Becker

We open the 2012 monthly competitions with a judge who is a long-time – very long-time – friend of the Silver Spring Camera Club: Don Becker, who joined SSCC in 1961.

Don was born and grew up in Detroit and has been involved with

photography since grade school. At about age 12, he found some photography equipment and supplies and began to teach himself photography along with B&W processing and printing. While in high school, and as a result of working with photographic chemicals, he also got interested in chemistry and



decided to pursue both science and photography as careers. He obtained degrees in chemistry from both Valparaiso University and Florida State University and had a successful career as a nuclear research chemist, retiring in 1999.

Don's photography started out with high school and college publications, and he progressed to portrait and event photography while still in school. He joined the Silver Spring Camera Club shortly after moving to the Washington DC area and was a member for over 40 years, winning many awards before ceasing competition after "going professional." He started his official photography business in 1976, and is still operating as *Don Becker Photography* www.donbeckerphoto.com. His clients for both commercial photography and for his personal fine art photography are too numerous to list here. He has had a number of one man and group gallery shows of his fine art photography images, and his fine art photographs reside in a university art museum and numerous private collections all over the world. He photographed the Washington Ballet for over 15 years and was photographer for the Washington Wizards Dance Team/Cheerleaders for three years. His photographs have appeared in calendars, books, advertisements, brochures, and newspapers. He is also a published author on photography and photographic techniques. After many decades in film photography, he is now totally dedicated to digital photography and the many new creative techniques available with this medium.

In 1983, Don joined the Washington School of Photography (WSP) faculty. Since then, he has given classes and workshops ranging from Architecture through Classic Figure Photography, Copy and Macro Photography, Glamour Photography, and Wedding Photography, to the Zone System. He served as Associate Director, then Technical Director of WSP since 1991, while the school saw tremendous growth and development.

Don's current primary photographic interests include: glamour portraiture, fashion photography, photography of the ballet, artistic gymnastic photography, scientific / technical photography, digital imaging techniques and Photoshop™ for all of the above – and in sharing his expertise with other photographers.

January 19 Education Night Michael Koren Sports Photography

This month our field trip will be to a nearby college to shoot a basketball game. With that in mind, Education Night will explore the challenges in shooting sports. Covering the major sports of basketball, baseball and football, you will learn about where to focus, best exposure settings, what to look for on the field and accessories to make



shooting easier and more comfortable. If you have kids or grandkids that play a sport in a league this is the night that will help you learn the techniques that will help your images stand out from the rest.

January 21 Field Trip Basketball Game at Johns Hopkins University

We'll be heading north on Route 95 to Baltimore to shoot the Johns Hopkins basketball teams in competition with Dickinson College. The women tip off at 1pm, and the men begin at 3pm. The carpool brigade will meet at 11am at the Giant Food parking lot at the corner of Arlis and Flower Streets in Silver Spring.



Mario Ramos: Exhibition and Book Signing

Mario Ramos is known to many SSCC members as the guy who used to wear the white gloves and help with prints for our competitions. But he is a stellar photographer who's been winning important awards. Now, Mario has published a book, *Framing Time*, and the Toro Mata Gallery in DC is hosting a book signing and meet-the-artist event in conjunction with the exhibition.

Framing Time, a book by Mario Ramos
Meet the Artist and Book Signing
Thursday, January 26, 6-9pm
TORO MATA, 2410 18th Street, NW
Washington, DC 20009

To describe *Framing Time*, Mario says, "Doors and windows become something more and take on a life of their own." In the introduction, he gives the larger context for the title: "...the sound of silence inundates the place like a fine orchestra where the shadow of the wind envelops with her hush those doors and windows that little by little die framing time." The book is available through blurb.com after December 21 and will be sold in a number of DC bookstores as well.



For some background on the artist, Mario was born in Honduras, in 1977. Although he always enjoyed photography, it wasn't until he came to the US in 2007 that he bought his first camera and started to take pictures. Before becoming a photographer, Mario worked for years as a television producer and was exposed to many forms of art, such as theater, film, and music, as well as photography. More recently he has worked as a photographer for The Washington Post / El Tiempo Latino and CBS Corporation.

Over the last four years, Mario received national and international awards, including José Martí Publishing Award 2008, National Association of Hispanic Publications Gold Award 2009, and The Photography Society of America Bronze Award for Photo Journalism - Human Interest.

Mario's images arouse curiosity and provoke an emotional response from the viewer. This is true of all of Mario's photography; his artistic vision allows him to create images that share a common style no matter what the subject.

Kernels of Koren

PSA News and Other Thoughts

Michael Koren, PSA Representative

iDid it! I've joined the iCult and have an iPhone 4s. iLove it! I'll skip the features of the iPhone and all the cool things it does and go over iPhonography and some of the apps available. The iPhone 4s' camera has an 8.0 Megapixel sensor with a 24mm f/2.4 lens. The camera also includes 3 shot HDR, auto focus with face detection and an LED "flash", as well as full 1080p HD video with stabilization. The autofocus feature is nice in that you can tap anywhere in the preview for the point of focus. No longer will only the center be the point of focus. As a bonus feature there is also a grid overlay to help you keep horizons level or verticals straight.

After you shoot a picture it's saved to the Camera Roll, this is similar to the My Photos folder on a PC. Once the picture is saved in the Camera Roll you can edit it in the phone. You can auto-enhance (similar to auto levels), remove red-eye, rotate and crop images.

After shooting a bunch of pictures iCan say that I'm impressed. The images were tack sharp with good color saturation. Exposure for evenly lit scenes was dead on. However, there was a slight issue for higher contrast pictures but the HDR feature handled that well. Syncing to the computer was effortless thanks to Photo Stream; this wirelessly uploaded the images to iCloud for me to later download to the PC when I open iTunes. No need to connect the phone or remove a memory card and place in a reader to get the images onto the computer.

That's just the beginning; there are apps available out the wazoo! Most apps are 99¢, some are \$1.99 and many that are FREE. I downloaded four photography apps so far.

Photosynth – produces panoramic photos. This app uses the camera with a grid to help you align shots. The camera shoots automatically when the next picture is in the right zone. In other words, after shooting the first picture a grid appears with an on screen hint telling you to move either right, left, up or down. When you move in a direction, the camera will automatically shoot when you have moved enough to capture another part of the soon to be panorama. When you are done the app stitches it together and saves it to the Camera Roll.

Photo Toaster Jr. – This app offers many filters for image adjustment. The nice thing is there are sliders to make infinite adjustments to the images. You can also adjust exposure and color temperature and add a variety of frames. All images in the Camera Roll are available to Photo Toaster Jr.

Picture Effect Magic – This app changes the picture using effects like swirl, oil painting, blur, sketch, comic and many more. The effects are variable with a slider; you also can apply the effect with a brush for pin point control of only an area of the image.

Camera + - this could be the mother of all apps! This app allows the separation of focus from exposure. Now I can focus on one area and expose in another, just like a real camera! Also included in the app is image stabilization for the still camera, the normal iPhone camera only offers stabilization in the video mode. There are also scene modes and picture effects like grunge and cross process as well as frames. All are adjustable with sliders.

So, now I'm an iPhonographer. My new iCamera with the apps available opens up a whole new world of photography. I'll almost never be without a good quality camera as long as my phone is with me. Look for an Education Night soon to explain iPhoneography more in depth.



Bill Rau, Diptych



George DeBuccananne, *Blasts of Color*

Special Discount for SSCC Members: Eco-Photography Tours

Our judge for this past December, Sasha Vasiljev, will lead photography tours in 2012 to Costa Rica and Ecuador. He is graciously offering a special discount just to members of the Silver Spring Camera Club: \$200 off per person on the tour price. This special offer is **ONLY** valid for members of the Silver Spring Camera Club and their companions, when a total of 10 participants sign up for any tour listed on the web site, with the exception of the Galapagos tour. The tours are all-inclusive (except international airfare), with locations and accommodations personally selected by Sasha to ensure a safe, comfortable, and extraordinary experience. Please visit his web site for detailed itineraries and more information: www.NaturePhotographyTours.com.

Given Sasha's rain forest experience, training in botany as well as photography, and his technical and artistic expertise, this could be the travel adventure of a lifetime!



Koller, *Neon Lights*



Jim Rogers, *Iguassu Abstract*

Member News

Congratulations to **Angelique Raptakis** and **Nikhil Bahl**, who were married in Bethesda on December 16, 2011.

We wish them many happy years together and welcome Nikhil as a member-in-law of SSCC.

Members in Exhibitions

As I See It

MyPhuong Nguyen

MyPhuong and seven other photographers, including past SSCC speaker Chris Hanessian, are presenting at the Rattner Museum, 10001 Old Georgetown Road, Bethesda from December 29 through January 29. Museum hours are Monday-Thursday from Noon-4pm and Sundays from 10am-4:30pm. An artists' reception will be held on January 8 from 1:30-3:30pm.

Smithsonian American History Museum

Chuck and Pat Bress

Pat and Chuck Bress have had their jazz photos placed in the Smithsonian's permanent collection. A selection of these photos is on display through February 29, 2012, as part of an exhibit at the Archives Center entrance of Smithsonian National Museum of American History.

Great Deals

Pixel Bender: Free Filters You Didn't Know You Had!

Want to try new filters that are incredibly fast and yield unique results?

Look no further than <http://labs.adobe.com/technologies/pixelbenderplugin>

Come across a Great Deal? Send it to dave@nora-school.org for inclusion in next month's Cable Release!



Mike Lux, Kenilworth Gardens

Inclement Weather Policy

If Montgomery County schools close,
SSCC is closed.

For up-to-the-minute information
go to www.montgomeryschoolsmd.org



Shooting at Laurel Park

Dave Mullen

The December Field Trip marked my third time shooting at Laurel Park, after more than 30 years living within a half-hour drive. I've had great fun shooting there, so for those who'd like to make the trip, here's a primer.

Laurel Park is a thoroughbred horse racing track. As such, betting is a key piece of the action, much of which takes place inside the clubhouse on television monitors. For photographers (and horse lovers), the more interesting action takes place outside, however.

I try to arrive before noon, as the first race is at 12:30pm. I find that it's always good to have a bit of time to scout the place out.

Admission is \$3, and you'll likely want to bring some additional money for food and drinks. Gambling is optional, and alcohol is available, so please be moderate if you're driving.

There are entrances on Route 1 (northbound) and off of Route 198. Parking is free, though you can pay to park closer to the clubhouse or to have valet parking.

Interesting shots can be found at several places:

- 1) The paddock area is where the horses are saddled and the jockey's mounted prior to the race. The paddock is very dark inside, so you'll need to adjust your ISO. No flash allowed, obviously.
- 2) To the left of the paddock the sidewalk is well below the track, so you can get some nice shots looking up at the horses as they are walked to the paddock and ridden to the starting gate. A telephoto lens will get you nice details on the horses' faces.
- 3) The far turn is generally where the best action can be found. I've had good success with a 200mm 2.8 lens. A smaller aperture might mean a higher ISO, and you'll want to be shooting at least 1/500th of a second or faster to freeze the action. A longer telephoto would be even better. This would be a good opportunity for folks who shoot the same camera system to go in together on a lens rental. A 400mm f/2.8 lens would probably yield spectacular shots, and can be

rented from Penn for about \$60.

- 4) The finish line is generally the most crowded place during the race, so I haven't gotten great shots here. To the left or right of the finish line you can get some nice detail shots of the gamblers, some interesting faces in the crowd.

- 5) The starting gate is usually on the far side of the racetrack, but for one longer race it's always near the finish line... right in front of the photographers! This is a great place to shoot, second only to the final turn

in my opinion. It also gets crowded, so you should stake out your spot early and wait for the race to start. Unfortunately, there's usually only one race that begins here.

If the weather is sunny, you should be able to shoot handheld with plenty of light until around 3:30pm, when

shadows will begin to move across the track. I bring a monopod (and use it like a cane until I'm ready to shoot to avoid hassles) for a camera support. Tripods aren't allowed, so leave it in the car.

Speaking of waiting, the workflow is 30 seconds of shooting fast horses followed by 30 minutes as the next set of horses gets ready. During these 30 minutes I usually eat, shoot (discretely) inside the grandstand, walk around between the paddock area and the final turn, check email and phone messages, bet, shoot interesting people faces, and plan my next set of 30 seconds of shooting.

I've found Laurel Park to be very accommodating of photography so long as you're not annoying people or horses. I highly recommend it the next time you're looking for a different place to shoot.

Helpful Links:


www.laurelpark.com/visitors/admission-parking
www.laurelpark.com/visitors/maps-directions
www.laurelpark.com/racing-101/how-to-wager
www.laurelpark.com/image
www.flickr.com/photos/davemullen/sets/72157626036435934/show/



Scenes from the Laurel Park Field Trip
Bob Catlett, Bill Rau, Michael Koren







December Competition Results

Topic: Abstract

Judge: Sasha Vasiljev

Advanced Color Prints: 14 Entries from 8 Entrants

1st-Mike Lux	Masked Leaf
2nd-Beth Koller	Neon Lights
3rd-Mark Ratner	Watermelon Rind
HM-George DeBuchananne	Color in the water

Advanced Mono Prints: 8 Entries from 5 Entrants

1st-Chuck Bress	Abstract Linton
2nd-George DeBuchananne	Shinning Trees

Novice Color Prints: 14 Entries from 8 Entrants

1st-Barbara Karpas	Sphereful
2nd-Douglas Wolters	Blue Treads
3rd-Genie Sachs	Not Quite A Mandala
HM-Sheryl Adams	Fabric

Novice Mono Prints: 11 Entries from 7 Entrants

1st-Douglas Wolters	Abstract Tubes
2nd-Dave Mullen	Ruin Abstract
3rd-Sheryl Adams	Sockets


Advanced Projected: 17 Entries from 9 Entrants

1st-Bill Rau	Diptych
2nd-Mike Lux	Abstract Waves
3rd-My Phuong Nguyen	Color Reflection of Cup
HM-Beth Koller	Solar System of Extra Virgin oil
HM-Jim Rogers	Iguassu Abstract


Novice Projected: 19 Entries from 11 Entrants

1st-Lenore Boulet	Piano
2nd-Benita Mayo	Canonization
3rd-Coriolana Simon	Ontario College of Art and Design
HM-Bernie Van Leer	Peering Pole
HM-Kay Carkhuff	The Grid

Congratulations to all who entered!



Kay Carkhuff, The Grid



Bernie Van Leer, Peering Pole

**January Topic: Open
Projected Image Entries
Due January 5
by Midnight!**



Benita Mayo, Canonization

Tim Grey's Digital Darkroom Questions

I have always assumed that the best approach to dealing with the problem of handling out-of-gamut colors when printing was to simply soft proof the comparison between Relative and Perceptual to determine the best solution to the problem. I have done this based on the belief that the Perceptual concept in which Adobe would adjust all of the colors in proportion to the amount required to bring the out-of-gamut color into gamut range was most likely a better adjustment than I could make by messing with saturation or trying to arbitrarily change colors of things. Why isn't this the simplest method of deciding how best to fix the problem? If you are not happy with the soft proof using Relative, simply look at the soft proof using Perceptual and choose!

Tim's Answer: The "best" solution depends, of course, on your specific goal. If you want to exercise the most control over the output process, then you should indeed make use of the soft-proofing feature in Photoshop, turn on the Gamut Warning display, and fine-tune the image to produce the best result with all colors falling within the gamut defined by the output profile you're using.

In actual practice, of course, getting the best results with this approach requires that you are able to actually achieve a better result than Photoshop would achieve with the "automatic" conversion from one color space (presumably your working space) to another (your output profile). My prior answer was intended to suggest (actually, to blatantly assert) that for most photographers it is probably best to just let Photoshop

do the work for you.

The approach you recommend is something of a compromise. In effect, you're just using the soft proofing feature to make a decision about which rendering intent should be used for printing a given image. As I outlined in the prior answer, the two rendering intents you'll want to consider when printing from Photoshop are Relative Colorimetric and Perceptual. In my experience the Relative Colorimetric rendering intent generally produces the best results, by virtue of leaving all colors alone except those that fall out of gamut. The potential benefit of the Perceptual rendering intent is that it will retain the relationships between colors, but the downside is that Perceptual will also more significantly reduce overall color saturation for the image.

That said, soft proofing does provide a handy method of previewing the two options so you can get a better sense of whether Relative Colorimetric or Perceptual will yield better results for a given image. What I find is that in the vast majority of cases I'm happier with the results from Relative Colorimetric. And part of my point in the prior answer was that based on my experience I'm able to identify settings that work well, and I don't revisit those settings unless I'm dissatisfied with a print. In other words, I keep things as simple as possible, until that simplicity doesn't provide excellent results.

© Tim Grey, Used with permission

MDF-Maximum Depth of Field

A GearHead Production by Charles W. Bowers

Macro photography presents a challenge when you want to achieve the MDF (maximum depth of field) in an image and to produce an image that is sharp front to back and all the way through. Inherently macro lenses do not offer much depth of field due to optical limitations. Helicon Focus is a software application that offers the digital darkroom photographer an option that was never available in the olden days of film, or was it? You can accomplish the same goal by using scanned slides or negative and Photoshop to manually achieve similar results by masking and selecting the parts of each image (now a layer in a combined file) that will ultimately give you a sharp image. Ah – those were the good old days, earlier in this century spending quality hours in the digital darkroom. But wait! We can now accomplish what used to take hours or days in literally seconds!

Check out the demonstration movie of this very interesting application and process. You will need the latest version of QuickTime Player from Apple in order to play the movie. Once you access the file at the end of this link just double click the MDF movie in order to play the movie on your computer. If you find that the movie is too large for your monitor then go to view and set it to “fit to screen.” The control panel should then show at the bottom of the movie frame.

Link: <https://public.me.com/cwbowers> - (This link takes you to a public folder. You must then click on the SSCC folder and double click on the “MDF – maximum depth of field.mov” movie file. The movie should then download to your computer. Once you down the movie, double click on the movie file to view the movie.)

Correction: In the movie I state that the purple coneflower images were taken with a Nikon D700 camera. Wrong – I used a Nikon D2X and that is the reason that the focal length was 225 mm in 35 mm terms, since that camera has a 1.5 conversion factor.

Included in this article are two images of my macro setup. One illustrating photographing a single purple coneflower and the other illustrating photo-

graphing a hibiscus flower using my home made macro shelf unit. All parts are available at your local hardware.

To see my purple coneflower images visit:
www.cwbowers.com/cwbowers/Galleries_1/Pages/Purple_Cones.html





Cable Release Article Submissions

Members of SSCC can submit articles for the *Cable Release* on any photography related topic. It may run the month following submission, or may run in a later issue depending on space availability. Topics might include your member profile, a gear review, a magazine review, a camera, flash, or Photoshop technique, places you've shot, why you like (or dislike) it, and how to get there, exhibits you've seen, upcoming exhibits that others might like to see, calls for entries, photolabs (online or local), what you like/dislike, classes and/or workshops you've taken. Please submit in Word, WordPerfect, or raw text format without font or other formatting. Photographs are always welcome. You can see samples of what others have done in this issue.

Photoshop Tip of the Month

Brilliant Eyes

To make the eyes pop, make a selection of the iris (you can use the Quick Selection tool [W]), and then add an Exposure adjustment layer. If you drag the Exposure slider to the right, you'll get brighter eyes. But if you also drag the Offset slider to the left, you'll get more contrast/detail.

Classes and Workshops

David Blass

Sasha Vasiljev Workshops

Abode Lightroom in Depth - Jan.8, 15, 22. 6-9pm
Portrait Photography. Jan.29, 2-5pm, Feb.4, 10am-1pm
Intro to Digital Photography. Jan.28, Feb.5, 6-9pm;
Feb.12, 2-5pm; Feb.18, 6-9pm

<http://alexandervasiljev.com/workshops.html>

Nature and Photo Tours with Sasha Vasiljev

Costa Rica South. February 20-28. Sign up deadline Jan.15

<http://naturephotographytours.com/nature-photography-tours-workshops.html>

Karen Messnick (October SSCC Speaker)

I Love New York Street Shoot, April 19
Sherwood Gardens, Baltimore, April 21, 6:30-9:30am
DelMarVa Beach Weekend, April 27 - 29
New Mexico, Sept. 9-16

<http://www.karenlmessnickphotography.com>

Washington School of Photography

Digital SLR Camera Primer, Jan. 13 or Feb. 3, 10am-1pm
Intermediate Digital Photography – the Next Step, Thu.
Jan. 5, 12, 19, 26, 7-10pm
Lighting With Portable Flash, Thu. Jan. 12, 19, 26,
10am-1pm
Adobe Lightroom: In Detail, Fri. Jan. 6, 13, 20, 27,
10am-1pm

And many more at www.wsp-photo.com

Penn Camera

Intro to SLR Photography, Sat. Jan. 21, 1:30-5:30pm
Photo Safari – National Airport, Sun. Jan. 22, 2:30-5pm
Business of Wedding Photography, Wed. Jan. 25,
6:45-8:45pm
Intro to Photoshop and Elements, Sat. Jan. 28, 9am-5pm
HDR Photography, Sun. Feb. , 10:30am-4:30pm
Many other workshops at various store locations.

<http://penncamera.wildapricot.org/>

Horizon Workshops

iPhone Shooting, March 10 or June 9, 10am-4:30pm
Flash Magic: Indoors and Out, March 17-18
Creative Vision: 2 Day, Sat. March 31-April 1
Glamour and Beauty, April 14 or June 14, 10am-3pm
Montana Adventure, May 7-13 2012

And many more at www.horizonworkshops.com

National Geographic

Creativity with Light, New York, Sun. Feb. 26
Putting the Wow in Your Photography, Washington DC,
Sun. Mar. 25
New York City, May 13-14, May 31-June 3, June 7-10
Rome, Feb. 22-28, March 28-April 3

<http://photography.nationalgeographic.com/photography/>

<http://ngtravelerseminars.com/>

Glen Echo Park

Tasting Menu: Photos from A to Z, starts Thu. Jan. 5, 7pm
Photo History 101, Sec 1 starts Wed. Jan. 11, 7:30pm
Photography with Point & Shoots, Tue. Jan. 10 6:30pm
Introduction to Darkroom Photography, Sat. Jan. 14, 10am
Documentary Photography, Thu. Feb. 2, 7pm
Contemporary Ideas in Photography, Sat. Feb. 4, 4pm
Intro to Large Format Photography, Thu. Feb. 9, 7pm
And others at <http://register.glenechopark.org/class/classclassIndex.aspx?ctlgID=39&ctgyID=32&typeID=2>

Nikhil Bahl Workshops

Private Instruction and Custom Workshops available
Flowers and Close-ups, Sat. Apr. 14, 6:30-9:30am
Macro Boot Camp, Sat. Apr. 21, 12pm-Sun. Apr. 22, 7pm
Florida Avian Photography Workshop, May 6-11, 2012

www.nikhilbahl.com

Art Wolfe

India, Feb. 26-March 9
Australia, March
The Art of Composition, New York City, May 13
Vietnam, May 25-June 4
Olympic Peninsula, May 31-June 3
Moab, UT, June 7-10
The Pantanal, Brazil, July 10-20

And more at <http://www.artwolfeworkshops.com>

Smithsonian Resident Associates Program

Intro to Black and White, Sun. Jan. 22, 10am or
Mon. Jan. 23, 6:30pm (8 session course)
Digital Camera Basics, Sun. Jan. 22 or Sun. Feb. 12 or
Sun. Mar. 11, 10am
Intro to Studio Portraiture, begins Tue. Jan 24, 6:30pm
Fine Printing, Wed. Jan 25, 10am (8 session course)
The Joy of Photography (8 session course),
Mon. Jan. 23- Mar. 19. Also Thu. Jan. 26-Mar. 22

http://residentassociates.org/ticketing/tickets/search_photography.aspx?keyword=C-Photography

Corey Hilz

Intro to Aperture, Shutter Speed and Exposure, Jan. 14
Nik Software: HDR Efex Pro, January 21
Intro to Light and Lighting, January 28
Photoshop Elements, January 29
Nik Software: Silver Efex Pro, February 4
coreyhilz.com or corey@coreyhilz.com or 703-473-4618

Joseph Van Ost Photo Safaris

Ultimate Yellowstone, Jan. 14-21
Japan's Winter Wildlife, Feb. 4-19
Mountain Gorillas, Rwanda, March 17-29
Holland at Tulip Time, Apr. 14-25
Yosemite in Spring, May 13-19
Spitsbergen: The Pack Ice Voyage, June 27-July 10

Kenya Wildlife, Aug. 24-Sep. 8

www.photosafaris.com

Frank Van Riper and Judith Goodman

Lubec, Maine Photo Workshops, July 9-13, July 23-27,

August 6-10, or August 20-24.

Umbria Italy Photo Workshop, May 5-12, or

Oct. 13-20.

www.gvrphoto.com or www.experienceumbria.com

John Paul Caponigro at the Baltimore Camera Club. Saturday

March 3, 8am-5pm, Kelley Hall, Goucher College, Towson.

www.baltimorecameraclub.org or www.johnpaulcaponigro.com.



My Phuong Nguyen, Color reflection of Cup

Website of the Month

Free Online Magazine: PDN-Pix

<http://digitalmag.pdn-pix.com/pdnpix/pi201112#pg1>

From Photo District News comes a free online magazine that *doesn't* require an iPad to read. Geared toward professionals, in the December issue there are articles on wedding photography, shooting water droplets, gadgets, DSLR video, and reviews of cameras, lenses, tripods, bags, and more.

A Thousand Words

A Special Section




Dreaming, Mike Lux

Dreams of far away places,
longings from within,
stir men's souls.

Winds, at first, gently blowing, far off shore,
gather strength, - each day -
as they come in,

till we resist no more.

Michael Lux



Doug Wolters

Understanding impermanence can give us confidence, peace, and joy. Without impermanence, life could not be. What makes us suffer is wanting things to be permanent when they are not.


-Tich Nhat Hanh, The Heart of the Buddha's Teaching (p. 123)



Karen Carkhuff

*This land is everything at once,
and makes you everything at once,
causing outsiders to wonder,
"How can he love so fiercely,
be so cold, laugh with passion,
heat with anger, speak with beauty,
and contradict himself again and again?"
This is who I am.
It is what the land has made of me.*

*-Peter J. Gorham, *This Land*
from the *Prairie Poetry Journal*, [July 2003](#)*



Bill Rau



Why is a pale white not paler than blue,
 why is a connection made by a stove,
 why is the example which is mentioned
 not shown to be the same, why is there
 no adjustment between the place and
 the separate attention. Why is there a
 choice in gamboling. Why is there no
 necessary dull stable, why is there a
 single piece of any color, why is there
 that sensible silence. Why is there the
 resistance in a mixture, why is there no
 poster, why is there that in the window, why is there no
 suggester, why is there no window, why is there no
 oyster closer. Why is there a circular diminisher, why is
 there a bather, why is
 there no scraper, why is
 there a dinner, why is
 there a bell ringer, why is
 there a duster, why is
 there a section of a
 similar resemblance, why
 is there that scissor.


From "Rooms," in Tender Buttons, a collection of Cubist poetry published in 1914 by Gertrude Stein




Coriolana Simon

Persons with weight
of character carry,
like planets,
their atmospheres
along with them
in their orbits.

~Thomas Hardy



Beth Koller, Solar System of Extra Virgin Olive Oil



The voyage of discovery lies not in finding new landscapes
but in finding new eyes
-- Marcel Proust


Michael Koren



Lenore Boulet, Jake

...with those eyes so much purer than mine,
 he'd keep on gazing at me
 with a look that reserved for me alone
 all his sweet and shaggy life,
 always near me, never troubling me,
 and asking nothing...

- Pablo Neruda



Lenore Boulet, Shrimpy

*How neatly a cat sleeps,
 sleeps with its paws and its posture,
 sleeps with its wicked claws,
 and with its unfeeling blood,
 sleeps with all the rings--
 a series of burnt circles--
 which have formed the odd geology
 of its sand-colored tail...*

- Pablo Neruda



TURNING

A Sense of time passing—
Sighs of regret
Whispers of winter,
Yet beauty in aging.

-Judy Saunders

A Withered Tree Meets Spring No More

-Jim deMullan and Michael Levin, *Instant Zen*



Douglas Wolters



*The future is uncertain
and the end is always near
- Jim Morrison*

Michael Koren

Exhibits and Events

Ted Ringger

SSCC Member Exhibits

As I See It-MyPhuong Nguyen and seven other photographers, including past SSCC speaker Chris Hanessian, Rattner Museum, 10001 Old Georgetown Road, Bethesda. December 29-January 29. Mon.-Thu. Noon-4pm, Sundays 10am-4:30pm. Artists' Reception January 8, 1:30-3:30pm.

Jazz Photography by **Chuck and Pat Bress**, on display at the Smithsonian National Museum of American History through February 29, 2012, as part of an exhibit at the Archives Center entrance.

Other Exhibits and Events

Glimpse of the Past: A Neighborhood Evolves. Through Jan. 8. National Portrait Gallery. www.npg.si.edu

Time Exposures: Picturing a History of Isleta Pueblo in the 19th Century. More than 80 images and objects detailing life on the Isleta Pueblo Reservation, revealing the rapid changes forced on the Native American people after the arrival of the railroads in 1881. Images by photographers Edward Curtis, A.C. Vroman, Karl Moon, John Hillers, Charles Lummis, Carlos Vierra, Sumner Matteson, Albert Sweeney, Josef Imhof, and Ben Wittick. Through January 8, 2012. Smithsonian American Indian Museum. <http://americanindian.si.edu/>

Powerplay: China's Empress Dowager. Chinese dynastic tradition meets modern photographic techniques and aesthetics in this series of photographs capturing the Grand Empress Dowager Cixi. Through Jan. 29, 2012. Arthur M. Sackler Gallery 1050 Independence Ave., SW. www.asia.si.edu

Earth as Art – Forty Landsat satellite images that focus on the artistic formations and patterns found on the Earth's surface. Library of Congress. www.loc.gov

Harry Callahan at 100 – Explores the entire career of renowned photographer who took highly experimental photos. Through March 4. National Gallery of Art – West Building. www.nga.gov

Ansel Adams at the Wilderness Society – More than 80 works on permanent display. 1615 M St., NW. <http://wilderness.org/anseladams>.

Andre Kertesz: On Reading – Reading as a universal pleasure is presented in the images from the Hungarian photographer. Through January 15. Academy Art Museum, Easton, MD. www.academyartmuseum.org

Maritime Photography – Photographs by members of the Digital Photography Club of Annapolis. Through January 15. Annapolis Maritime Museum. www.amaritime.org

Photo Finish: The Sports Photography of Neil Leifer – 50 images of the great moments in sports, produced in cooperation with Sports Illustrated magazine. Through March 18. The Newseum. www.newseum.org

Candida Hofer: Interior Worlds – The German artist specializes in large format images of grand building interior spaces. Through February 26. Baltimore Museum of Art. www.artbma.org

Conversacion – Photography by Muriel Hasbun and Pablo Ortiz Monasterio and **Maremagnum** – photography by Jordi Socas. Through February 4. Mexican Cultural Institute, <http://icm.sre.gob.mx/imw>

The Solemnity of Shadows: Juan Laurent's Vision of Spain 23 albumen photographs depicting 19th century Spanish art and architecture. National Gallery of Art, East Building. www.nga.gov

Big Cats: Vanishing Icons – Photographs of lions, tigers, cheetahs, leopards and jaguars. Through April 8. National Geographic Society. www.nationalgeographic.com

The Black List: Photographs by Timothy Greenfield-Sanders Explores the careers and lives of preeminent African-Americans. Through April 22. National Portrait Gallery. www.npg.si.edu

Faces of Ghana: A Photography Exhibit by Jay L. Baker – Pictures documenting the lifestyles of Ghana, the first sub-Saharan African country to gain independence. Through June 2. Banneker-Douglass Museum, Annapolis. www.bdmuseum.com

Photographs of the Civil Rights Movement and March on Washington: 45th Anniversary – Open indefinitely. Historical Society of Washington. www.historydc.org

On the Lakeshore...and Other Stories: Photographer Iris Janke – Through January 27. Works by contemporary German Photographer and two American counterparts, Sara J. Winston and Kaitlin Jensco, examine themes of self-identity. Goethe-Institut, 812 Seventh Street, NW.

John Paul Caponigro Seminar in Baltimore

The Baltimore Camera Club is sponsoring a one-day photography seminar by the nationally acclaimed photographer and speaker, John Paul Caponigro titled "Illuminating Creativity - A Photography Seminar." Here's the description:

Want to think outside the box? Want to use skills you already possess in new ways? Want to uncover your authentic voice? This workshop is for you!

Turbo-charge your creative life. Learn to see and make discoveries in many ways. Create a dynamic synergy using skills you already have in new ways - photograph, sketch, write, speak, move, and more.

- Identify and expand your comfort zone.
- Learn to get out of ruts and into the groove more quickly.
- Find and strengthen your authentic voice.
- Exercises designed to unlock new possibilities.
- Find inspiration in the works of others.
- Choose when to collaborate and when to go solo.
- Learn classic ways to find new ideas - a lot of ideas!

- Make sure that no idea is forgotten or lost.
- Sort your ideas with a variety of strategies that will quickly help find the gold and identify next steps.
- Focus on the things that will have the most impact on your personal goals. Set missions, goals, projects, next actions, and timelines to increase your productivity.

You're unique. Your creative process should grow and evolve with you. Don't just let it happen. Make a commitment to it. Get creative with your creativity!

The seminar will be held on Saturday March 3, 2012 from 8am-5pm at Kelley Hall on the Goucher College Campus in Towson, MD, and costs \$75 in advance.

You can find more information by visiting the club's web site, www.baltimorecameraclub.org and following the link, or at www.johnpaulcaponigro.com.

The Baltimore Camera Club is the oldest photographic society in the US, incorporated in 1884.

Who to Ask? SSCC Mentors Available

<u>Topic</u>	<u>Name</u>	<u>Email</u>
Basic D-SLR	Dave Mullen	dave@nora-school.org
Nikon Flash	Dave Mullen	dave@nora-school.org
B&W Darkroom	Dave Mullen	dave@nora-school.org
Basic/Intmt Photoshop	Dave Mullen	dave@nora-school.org
Composition/Exposure	Mike Lux	mlux@verizon.net
Landscapes/General	Bill Rau	brau30@yahoo.com
Aperture Software	Greg Holden	gholden@imagesunderfoot.com
Silver EFX Plugin	Greg Holden	gholden@imagesunderfoot.com
Macro	Greg Holden	gholden@imagesunderfoot.com

Four Session Lightroom Class At Montgomery College in January

If you've been thinking about Lightroom, here's a chance to see what it's all about. Montgomery College is offering a 4-session intro to this popular application for storing, organizing, editing, and publishing digital photographs. Like a turbo-charged Adobe Camera Raw, the application has an interface and workflow to help you streamline the processing of your digital images. The hands-on class, taught in a fully equipped computer lab, will cover the Lightroom interface and all the modules within the application: Library, Develop, Slideshow, Web, and Print.

The instructor is Ed Palaszynski, who was our competition judge last September. In addition to directing the Non-credit Technology Programs at Montgomery College, Ed is a dedicated photographer and a genial instructor.

The class will meet from 6:30 to 9:30pm on the following dates:

Tuesday, January 24
Thursday, January 26
Tuesday, January 31
Thursday, February 2

All class sessions will be held in Montgomery College's Gaithersburg Business Training Center. Plenty of parking in the garage across the street.

The course fee is \$80 tuition + \$117 fee = \$197. Seniors, however, pay fee only. Non-MD residents must pay an additional \$120. The course number is ITI067. The section number (CRN number) is 36145.

To register, go to www.montgomerycollege.edu and type in the course number or "Lightroom ITI" in the Search box. Or click on Workforce Development and Continuing Education (WDCE), then go to Computer Technology / ITI and scroll through the course listings. If you are paying for the course as a senior, it's best to download the registration form and register by fax.

If you have questions or need help with registration, call WD&CE customer service at: 240.567.5188.



Lenore Boulet, Piano

Calls for Entries

David Blass

The Meeting House Gallery

Oakland Mills Interfaith Center, Columbia, MD
Group Show March 25-May 20. Deadline January 29.

www.themeetinghouse.org/gallery.htm

Hope, Survival, Renewal

Howard Avenue Arts Incubator, Kensington
Deadlines: Survival-Feb. 24, 2012; Renewal-April 14, 2012

<http://artincubator.org/hopesurvivalrenewal.html>

Vermont PhotoWorkplace

Poetic Objects: Still Life as Subject, Deadline: January 9

In Your Dreams, Deadline: February 6

Abstract Expressions, Deadline: March 5

www.vtphotoworkplace.com

Focal Press Photography Contest

Black & White, Deadline: January 31

Color, Deadline: February 29

The Elements, Deadline: March 31

Landscape, Deadline: April 30

<http://focalpressphotographycontest.com/>

The Kiernan Gallery

iSpy: Camera Phone Photography: Deadline January 26 2012

Both Sides of the Lens: Self-Portraiture, Deadline: March 2

[http://www.kiernangallery.com/3/artist.asp?](http://www.kiernangallery.com/3/artist.asp?ArtistID=34813&Akey=8JMSW35S)

[ArtistID=34813&Akey=8JMSW35S](http://www.kiernangallery.com/3/artist.asp?ArtistID=34813&Akey=8JMSW35S)

Smithtown NY Township Arts Council

32nd Annual Juried Photography Exhibition

The Hand-Made Photograph

Deadline: March 23

www.stacarts.org/exhibits/show/57

1650 Gallery (Los Angeles)

Snow and Ice: Winter Photography. Deadline: January 10

<http://1650gallery.com>

Caladan Gallery (Cambridge)

Creatures: Swim, Fly Crawl. Deadline: January 15

www.caladangallery.com/v2/blog/

Brooklyn Waterfront Artists Coalition

Wide Open 3 Juried Art Show. Deadline January 23

<http://wideopenartshow.com/>

Mpls Photo Center

Black & White, The Absence of Color: Deadline January 21

www.mplsphotocenter.com/exhibits/exhibit-competitions.php

Lexington Art League

Right Here Over There: Place and Memory

Deadline January 31, 2012

www.lexingtonartleague.org



A self-satisfied Dave Mullen exhibits at the Meetinghouse Gallery in Columbia. The Gallery is looking for artists to exhibit in the spring. Photo by Mark Rattner


Editor's Corner

Why Exhibit?

Dave Mullen

For the same reason you joined SSCC... to improve your photography! A little over a year ago I had never exhibited a photograph, and had rarely even framed one. I found that competing in SSCC forced me to learn to put the "finishing touches" on my photographs, liberating them from the computer to the printer and on to the mat cutter. When SSCC was invited to exhibit with the Washington School of Photography at VisArts, I added the final touches, framing and wiring my best work for exhibit. When Jim Auerbach organized the SSCC exhibit at Bohrer Park, and subsequent exhibits at the Howard Arts Incubator and the Meetinghouse Gallery, I was forced yet again to raise my game by putting together a coherent body of work based on a similar theme. I encourage all club members to take advantage of the "Call For Entries" found above, as it will help you take your photography to the next level, whatever that level might be!

As always, send your quips, comments, enervations, problems, kudos and critiques to me at dave@nora-school.org.



Getting Your Artwork Into Shows and Galleries for Beginning and Intermediate Artists presented by Fran Abrams

Fran will speak about the factors that affect selection for shows in galleries and other venues. She will address the natural progression for a new/intermediate artist from non-juried shows to gallery shows. She also will discuss the combined call to Montgomery County artists that will be available in January for artists who wish to exhibit at the Betty Mae Kramer Gallery in downtown Silver Spring and/or in the Terrace Gallery at BlackRock Center for the Arts. This presentation is FREE and appropriate for all Montgomery County visual artists over age 18, in particular those who have not exhibited at the Betty Mae Kramer Gallery or the Terrace Gallery at BlackRock Center for the Arts.

The same program will be presented twice. Please register for ONE:

Wednesday, January 4, 2012, 7:15pm

Terrace Studio, BlackRock Center for the Arts, 12901 Town Commons Drive, Germantown
Sponsored by Art League of Germantown (more info at www.alog.org). Free parking on site.

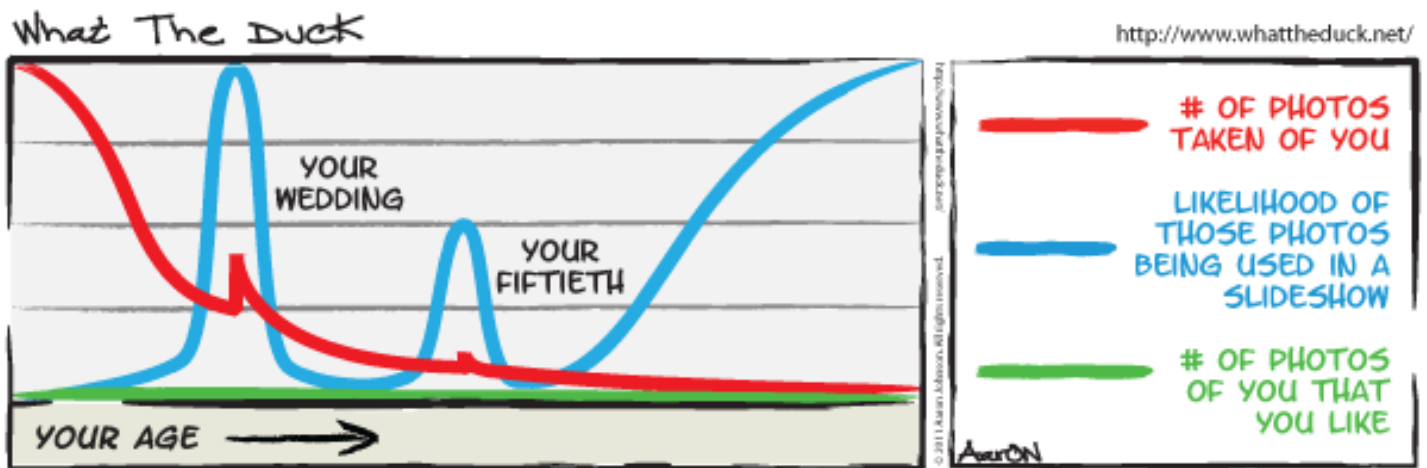
Thursday, January 19, 2012, 7:00 pm

Betty Mae Kramer Gallery and Music Room, Silver Spring Civic Building, corner of Ellsworth Drive and Fenton Street.
Sponsored by the Arts and Humanities Council of Montgomery County (AHCMC). Public garage on Ellsworth across the street from the Civic Building and metered street parking available.

Register at <http://gettingyourartwork-workshop.eventbrite.com>



Mike Lux, Abstract Waves



© 2011 Aaron Johnson, Used with permission.

News You Can Use

Full Moons

Date	Moonrise	Moonset
January 9	5:47 pm	7:26 am
February 7	5:44 pm	6:37 am

Sunrise and Sunset		
Date	Sunrise	Sunset
January 1	7:27 am	4:56 pm
January 15	7:25 am	5:10 pm
January 31	7:16 am	5:28 pm

Times are for Washington DC. www.timeanddate.com



www.scccphotography.org

Stay In Touch with SSCC

www.scccphotography.org

www.facebook.com/pages/Silver-Spring-Camera-Club/147660948590014?ref=sgm

www.twitter.com/ssccphoto

Link Notes: Adobe Acrobat does not always translate the Hyperlinks in the original publication into Hyperlinks in the Adobe PDF file. Specifically, multi-line websites or websites that do not include "www" seem to be particularly affected. If a link does not work, you may need to *Copy* and *Paste* the text into your web browser.

To get the latest version of Adobe Reader, use this Hyperlink: <http://get.adobe.com/reader/otherversions/>

Competition Entry Formats

For Projection (Please see details in this issue)

JPG File Format, 1024 pixels wide (MAX) by 768 pixels tall (MAX), sRGB color space, 500 KB max size, correct file name format.

File Name: **Class~Maker's Name~Image Title.jpg**

Example: **Nov~Tom Jones~Washington Landscape.jpg**

The tilde ~ character separates 3 fields of the file name.

Class – Nov or Adv

Maker's Name – spaces allowed, use the same name throughout the year.

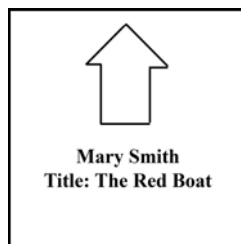
Image Title – spaces allowed, no commas.

Submissions by e-mail only to:

SSCCphotography@Yahoo.com

Deadline: Midnight 1-week before competition

For Prints



Mark the BACK of the mat with photographer's **name** and **title** of the image and an **arrow** indicating the print's correct orientation

© 2012 Silver Spring Camera Club and its contributors.
All contents of the Cable Release are copyright protected.
No material herein may be reproduced in any manner without the written permission of the Editor, Author, or Photographer.

Plan Your Shooting! 2011 –2012 Competition Topics

January	Open
February	Portraits
March	Open
April	Macro/Close Up
May	Print: Portfolio
	Digital: Open
June	Year-End

For full details and tutorials on the Competition Rules,
please see the September issue of the Cable Release.

Silver Spring Camera Club Membership Form 2011-2012

Name: _____ Spouse/Partner's Name: _____

Street Address: _____

City: _____ State: _____ Zip Code: _____

Phones - Home: _____ Work: _____ Cell: _____

Email Addresses: _____

Membership rates:
Individual \$35
Student or Spouse \$25
Family \$55

Dues cover the club year from September through May. After January 31, dues for the remainder of the club year for new members are \$35; dues for spouses and students remain at \$35.

Make checks payable to the *Silver Spring Camera Club*, and mail to:

SSCC, P.O. Box 2375, Wheaton, MD 20915-2375, or simply bring your check to one of our meetings.

For all questions about the club, contact Membership Chair MyPhuong Nguyen at mpnguyenfoto@yahoo.com

SSCC Calendar Upcoming Events

January 2012

- 5 Speaker Meeting
- 12 Competition Night: Open
- 19 Education Night: Shooting Sports
- 21 Field Trip: Johns Hopkins Basketball
- 24 Cable Release Deadline

February 2012

- 2 Speaker Meeting
- 9 Competition Night: Portraits
- 16 Education Night
- 24 Cable Release Deadline

***THE CABLE RELEASE SUBMISSION DEADLINE
is the 24th of each month.***



Coriolana Simon, Ontario College of Art and Design

***Digital Entries
Due January 5
By Midnight!***



Silver Spring Camera Club
PO Box 2375
Wheaton, MD
20915-2375

First Class Mail