


Cable Release



Peter Hui, Stamen

Food for Thought

I only went out for a walk
and finally concluded
to stay out till sundown,
for going out, I found,
was really going in.

-John Muir

SSCC Officers and Chairs 2010-2011

President:	Mike Lux
Vice President:	Tom Bancroft
Treasurer:	Jerry Fath
Secretary:	Angelique Raptakis
Director:	Carl Brandt Bill Rau Norm Bernache
Cable Release:	Dave Mullen
Competition:	Michael Tran Mark Ratner Jim Rogers
Programs:	George DeBuchananne Chuck Bress
Third Thursdays:	Michael Koren
Membership:	MyPhuong Nguyen
Field Trips:	Bob Catlett
Historian:	Norm Bernache
PSA Rep:	Michael Koren
Website:	Dave Mullen

E-mail addresses and phone numbers for officers are available on request. Please contact MyPhuong Nguyen at mpnguyenfoto@gmail.com.

The *Cable Release* is published ten times each year, September through May plus Summer, for members of the Silver Spring Camera Club. All rights are reserved but excerpts may be reprinted without permission provided proper credit and prior notification is given. Articles are written by members of SSCC, which is a nonprofit organization dedicated to the advancement and enjoyment of photography.

Visitors and prospective members are welcome. Membership is open to all persons interested in photography. For more information, contact MyPhuong Nguyen at mpnguyenfoto@gmail.com.

SSCC member submissions for the *Cable Release* should be directed to Editor, *Cable Release*, at dave@nora-school.org

SSCC Website www.scccphotography.org
or www.scccphoto.org



The Silver Spring Camera Club has been a member Club of the PSA since the club was founded in 1950. For information regarding the benefits of a PSA individual membership and for PSA sponsored activities, please contact our Club PSA Representative.

Inside this Issue

- 3 President's Column
- 6 The Bulletin Board
- 8 What I Did On My Summer Vacation
- 11 SSCC Exhibit Call for Entries
- 12 Herman Leonard Obituary
- 17 Camera Club Store
- 18 Photographic Reminiscing

SSCC Meeting Location

All three major monthly meetings of the Club Year are held at the Marvin Memorial United Methodist Church at Four Corners in Silver Spring.

Directions:

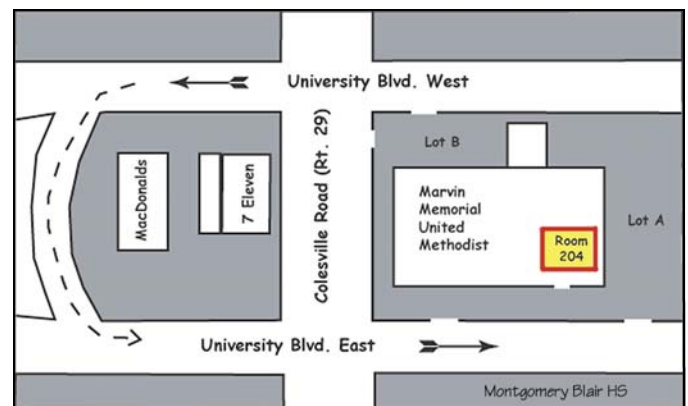
From downtown Silver Spring: Go north on Colesville Road (Rte. 29); take a right onto University Blvd. East; then left into the church parking lot A.

From College Park/Takoma Park: Take University Blvd. West. As you approach Rte. 29, move to the far left lane and turn left into church parking lot B. Or pass through Rte. 29 intersection and turn left at the loop just past McDonalds. Proceed on University Blvd. East, pass through Rte. 29 intersection, and quickly get in the far left lane and enter into church parking lot A.

From points north of Four Corners: Proceed south on Rte. 29 and turn right onto University Blvd. West, move into the far left lane and turn left at the loop just past the McDonalds. Proceed through the Rte. 29 intersection, and turn left into church parking lot A.

From Wheaton and points west of Four Corners: Go east on University Blvd. Pass through Route 29 intersection and turn left into parking lot A.

Wherever you park, walk to the southeast corner of the Church and enter Room 204.



All Meetings begin at 7:30 pm.

President's Column

Mike Lux



I believe that to reach our fullest potential as creative photographers, we must develop an in-depth, on-going understanding and appreciation of the differences between how we see and record the world, in our minds, and how the camera sees and records the world. A photographer must never lose sight of this every time he or she is about to take an image. It is

easy to overlook especially when we come across a scene which excites us and which we are anxious to photograph.

There are two especially important differences for photographers to remind themselves about. The first is that our eyes can see details in highlights and shadows far, far, better than any camera yet invented. I believe that I once read that the human eye can see details in a range of light up to 1,000:1, but that digital sensors can do so up to only around 64:1. We can debate what the precise ranges are, but we do know it's a big problem and challenge when we encounter high contrast lighting situations and we are looking to capture as much detail as possible.

The photography industry tries to help us to overcome high contrast problems with gadgets like split neutral density filters (which hold back light in the highlights) as well as various other techniques, including exposing separately for highlights and shadows, merging separate images in Photoshop, and with the remarkable, sophisticated, somewhat cumbersome HDR (High Dynamic Range) adjustment introduced in Photoshop CS2 where up to 5 to 7 differently exposed images of the same scene can be merged into one final image.

The Magic of Backlighting. As the saying goes: "Every cloud has a silver lining," and the camera's limited dynamic range can be taken advantage of by the creative photographer looking to produce compelling, stunning, graphic images. Such images don't try to capture all the details which our eyes are able to see in high contrast light. Instead, if one merely exposes for the highlights in high contrast backlit situations, a photographer can produce results which differ from what we normally see in the non-photographic world, because of our acute eyesight, as compared to the camera's. This simple, readily available, easily understandable technique can convert a photograph from the typical recording of scenes already very familiar to our eyesight into something different for the eye to savor. This can be more like an art form, and not just another recording of a familiar scene. The trick is to create interesting silhouette shapes with no detail. Any detail, as in a typical underexposed image, ruins the effect.

Whenever I'm in the field, no matter what I am trying to photograph that day, I am always on the hunt for strong backlit shapes such as puddles, small bodies of water,

interesting building shapes and designs, strong graphic tree limbs, and the like. Good potential backlit scenes do not only occur at dawn or dusk or at sunrise and sunset, either. If the highlights, such as the sky, are three or more stops brighter than the foreground graphic shapes, you could be in the back light graphic shape photography business, even in the middle of the day.

When you encounter a beautiful sunrise or sunset, see if you can locate a powerful graphic foreground and try making the foreground your subject for a change. Fill the frame with your foreground silhouette and use the lovely sky as the supporting actor. This can convert a typical clichéd sunrise/sunset images into something far more potent and different. For any back lit scene be sure to avoid any significant blocks of solid, shapeless, blacks. Such are the death knell for backlit photographs.

The second important difference between the camera and our eyesight is that the camera photographs exactly what we point it at without any mental or physical reorganizing, and without editorializing, correcting, judging, or adjusting. The camera is our slave; it does not challenge; it does not suggest and it does not ask questions. It just follows our orders. We human photographers, on the other hand, have no problem seeing what we care to see and not seeing what we don't care to see. We are experts at filtering out, consciously or unconsciously, what we don't care to see and focusing on what we do care to see. We are keen at mentally organizing data which we look at. Of course, this human trait of seeing what we care to and not seeing what we care not to is, unfortunately, not limited to photography.

Thus, the frequent comment: "Where did that ugliness or that clutter come from, I never saw it when I took the photo." These days the problem is not as acute as it used to be because of our wonderful friend, and colleague, Photoshop's clone tool. I love it almost as much as my cat, Carrie. But the clone tool and other Photoshop techniques can only do so much, and there are countless ways to ruin images, such as unwanted mergers and juxtapositions, and so on, not fixable or too difficult to fix in Photoshop which often creep into our photos. It is usually foolhardy to believe that one can recognize, in the field, such subtle scene defects on small camera LCD screens.

Bracketing Compositions. A good way to attempt to avoid disappointing compositions and unwanted elements is to look very carefully and try to see as your camera sees when you are composing a scene, and to also BRACKET your COMPOSITIONS by varying your camera angles. Unlike film, it cost nothing to bracket digitally, and you'll be amazed at how often one bracketed composition turns out to be far superior to all the others, in otherwise near identical scenes. I have had many situations where I have taken a variety of slightly different compositions of a scene which really appealed to me, and have discovered that one slightly different composition far surpasses all the others. You don't know until you try. There's no way to predict which composition will work best when photographing, no matter how many years one has photographed.

(Continued on page 15)

Speaker: Peggy Fox
November 4

Peggy Fox is a Baltimore based artist who uses her photographic images to create a range of pieces, from unique painted gelatin silver prints and mixed media on aluminum panels, to archival Giclee prints. Early in her career, Fox was featured in a one-person show at the Baltimore Museum of Art. In 1987, she completed "Lost in the Cosmos," a 10-by-200-foot mural, executed in porcelain enamel on steel and commissioned by the Maryland Transit Administration for the Johns Hopkins Hospital Metro station. In 2009, with writer and folklorist Alison Kahn, she co-published *Patapsco: Life Along Maryland's Historic River Valley*, a documentary portrait of the region revealed through photographs, first-person narratives, and essays, published by the Center For American Places at Columbia College Chicago. She has received two Maryland Arts Council grants and her work is included in public and private commissions nationally.

Competition: Terry Popkin, Judge
Topic: Abstract
November 11

Popkin on Popkin: "I have been creating elegant images for nearly 30 years. My photographs and articles have been published worldwide and I believe that creativity is the basis for both fine art and fine photography and my passion for both has enabled me to produce beautiful images that elicit feelings about people and about the environment. Fine art and fine photography are inseparable. You must learn to have vision, and then to take the great photographs you desire when the light is perfect and the composition is well thought out. If you are limited by a selection of lenses and even a particular camera, you must plan your photographs around your equipment. When I mention that the major difference between an amateur and a professional is that the amateur has the capital to buy great equipment, I get laughs. That is not far from the truth. Buy your equipment, focus on your subjects of choice, create your market, retire

from the drudgery of a job you might hate, and start enjoying your hobby everyday."

Field Trip
Eastern State Penitentiary
November 13


On our November Field Trip we'll travel to Philadelphia to the Eastern State Prison. As always, meet at the Giant Food parking lot located at the corner of Flower Avenue and Arliss Street in Silver Spring at 9am to carpool.

Third Thursday
Sports Photography and Cheap Gadgets
November 18

This month Education Night, aka Third Thursday, will be preparation for two big December events: holiday shopping and our December Field Trip to a Johns Hopkins basketball game. Michael Koren will show off a variety of inexpensive (well, to photographers anyway) gadgets suitable to recommend to a significant other, while Dave Mullen will discuss shooting sporting events with and without flash. Bring your camera and flash for some hands-on shooting.

Editor's Corner
Dave Mullen

Do you like this slimmed down version of the *Cable Release*? Over the next few months you may see smaller photos and some phasing out of items like the Club Store, Exhibits, and Calls for Entry in order to keep the page count down to sixteen. I'm excited by the outpouring of Club members to support two exhibitions this month, one at VisArts and one at Bohrer Park. Our little club will certainly be visible, with close to 100 pieces on display! Also note that the January Cable Release will be a special issue devoted to text and photographs together, inspired by Judy Saunders' contribution this month. See the special call for entry in this issue. Oops, out of room! Write me at dave@nora-school.org.



October Competition Results

Topic: Nature

Judge: Joshua Taylor

Best In Show: My Phuong Nguyen Playing with Mom chest

Advanced Color Prints: 26 entries

1 st – Chuck Bress	Fox # 1
2 nd – Mark Ratner	Long Legs
3 rd – Mark Ratner	Pest Control
HM – Pat Bress	Famous Tree # 14
HM – Bill Rau	Desert Flower
HM – Carl Brandt	Butterfly # 4

Advanced Mono Prints: 19 entries

1 st – Robert Catlett	New Leaf
2 nd – Robert Catlett	Preening
3 rd – Michael Tran	Misty Morning
HM – Chuck Bress	Approaching Storm
HM – Beth Koller	Tree Shadow

Novice Color Prints: 6 entries

1 st – Judy Saunders	The Birches
2 nd – Tom Bancroft	Water lilies

Novice Mono Prints: 6 entries

1 st – Tom Bancroft	Swallowtail
2 nd – Judy Saunders	Coleus

Advance - Projected: 26 entries

1 st – My Phuong Nguyen	Playing with Mom chest
2 nd – Carl Brandt	Lotus Flower # 4
3 rd – Michael Tran	Big Smile
HM – Robert Catlett	Dragon Fly
HM – Carl Brandt	Chicken Portrait
HM – Mario Ramos	Rosa


Novice Projected: 18 entries; 10 entrants; 2 HM

1 st – Coriolana Simon	Tulip on Tulip
2 nd – Tom Bancroft	Ring-Billed Gull hunting
3 rd – Peter Hui	Pattern in Nature
HM – Peter Hui	Stamen
HM – Judy Saunders	Sunrise Hamlin Lake

Congratulations to all who entered!



My Phuong, Playing with mom chest



Carl Brandt, Chicken Portrait



Tom Bancroft, Ringed-billed Gull

Member News

Beth Koller's carnival shot took first place at "Keep Montgomery County Beautiful" contest, Nighttime Category. Congratulation Beth!

Bob Catlett and Dave Mullen volunteered at the Sister To Sister belly-dancing fundraiser on October 23 at McGinty's Pub. Tough duty calls for tough guys!



Thanks to the following folks for contributing the articles and information in this issue of the Cable Release:

Norm Bernache Coriolana Simon
Michael Tran Angelique Raptakis
George DeBuchananne Mike Lux
Michael Koren Judy Saunders
Bob Catlett Beth Koller
Dave Mullen Doug Wolter



Good Deal

Blurb.com has a new method of creating print-on-demand photo books. If you try Bookify by November 2 you'll save 25% by typing in BOOKIFY at checkout.



Michael Tran, Big Smile



Carl Brandt, Lotus Flower #4

Link Notes: Adobe Acrobat does not always translate the Hyperlinks in the original publication into Hyperlinks in the Adobe PDF file. Specifically, multi-line websites or websites that do not include "www" seem to be particularly affected. If a link does not work, you may need to Copy and Paste the text into your web browser.

To get the latest version of Adobe Reader, use this Hyperlink:

<http://get.adobe.com/reader/otherversions/>

Stay in Touch with SSCC

www.scccphotography.org

[www.facebook.com/pages/Silver-Spring-Camera-Club/147660948590014?](https://www.facebook.com/pages/Silver-Spring-Camera-Club/147660948590014?ref=sgm)

[ref=sgm](#)

www.twitter.com/ssccphoto

© 2010 Silver Spring Camera Club and its contributors. All contents of the Cable Release are copyright protected. No material herein may be reproduced in any manner without the written permission of the Editor, Author, or Photographer.

SSCC Member Exhibits in November

VisArts: The Best of the Silver Spring Camera Club. Sponsored by the Washington School of Photography. Artists' reception November 5, 6:00-9:00pm. Closes November 24. www.visartscenter.org

Bohrer Park: Silver Spring Camera Club-The Art of Seeing. Artists Reception November 15, 7:00-8:30pm. Closes January 9, 2011. www.gaithersburgmd.gov/poi/default.asp?POI_ID=28&TOC=1;28;

Thanks to Jim Auerbach and Dave Mullen for coordinating these events.

National Events in November

FotoWeekDC will be held from November 5 through November 13, and includes an exhibit of SSCC photographs at VisArts in Rockville. More information can be found at <http://fotoweekdc.org/>

The **Mid-Atlantic Nature Photography Expo** (formerly the Meadowlark Photo Expo) will be held in Manassas, VA on November 13-14, 2010, from 10am- 4:30pm both days. www.midatlanticnaturephotographyexpo.org.



Mario Ramos, Rosa



Mark Rattner, Pest Control

News You Can Use

Full Moons

Date	Moonrise	Moonset
November 21	4:41 pm	6:56 am
December 21	5:21 pm	7:38 am

Sunrise and Sunset

Date	Sunrise	Sunset
November 1	7:35 am	6:08 pm
November 15	6:51 am	4:54 pm
November 30	7:07 am	4:47 pm

Times are for Washington DC. www.timeanddate.com



Tom Bancroft, Water Lilly

THE SENTINEL

Standing sentinel,
Giving definition to the place.
Unseen except for the subliminal
Feeling created by her presence.
Comfort in unseen familiarity.

One foggy day when most unseen
There she was strong and rooted to her place.
All other hidden but she—her arms
Extended in graceful welcome,
Giving definition to the place.

-Judy Saunders



Judy Saunders

Call For Entries: *Words With Pictures* for a special issue of the Cable Release.

Is a picture worth a thousand words? Is there text that gives deeper meaning to a photograph? Is there a photograph that represents writing you have done? You are invited to submit words with photographs for the January Cable Release Special Edition. The photograph need not be an award winner, and the text need not be poetry, but a pairing of words and images can express more than either alone. Stretch your creative muscles! You can begin submitting now, but the deadline is December 24, 2010. Send works to dave@nora-school.org.



Tom Bancroft, Swallowtail Butterfly



Bob Catlett, New Leaf



Bob Catlett, White Bird



THE CABLE RELEASE

Happy 50th Birthday Cable Release!

The Cable Release turns 50 in 2011, as we wrap up the 60th Anniversary of the founding of the Silver Spring Camera Club. Over the next year we'll be running some of the pages from those early issues. Here's the first page of the very first newsletter! Thanks to Norm Bernache for these archives.

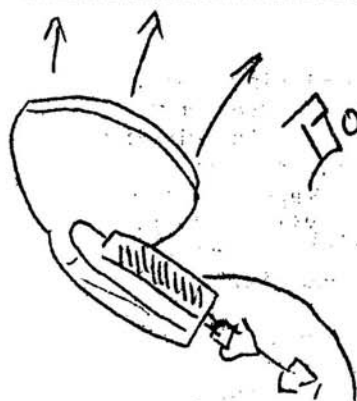
Vol. I

Oct. 1961

NO. 1

GREETINGS

With this our first issue of the CABLE RELEASE we hope to have items of interest for our club members. Future issues will be the better if you will add your contributions of material to help your editors. Perhaps you have swap items, even items for sale, but newsy material and specific articles on photographic subjects will be most welcome.



Bounce Lighting Our Coming Programs

OCTOBER 19

This meeting Mr. George Brewster is our guest speaker and judge. Mr. Brewster is an outstanding Nature Photographer, and always a talk of timely interest for his audience.

NOVEMBER 2

Another program offering of high calibre, when Mr. John Langenegger, Audio Engineer for NBC and on their News and Special Events Staff, will be our speaker. The nature of Mr. Langenegger's work takes him all over the world, and association with top newsmen. He is presenting a slide show, entitled, "In The Far East With Eisenhower."

Websites of the Month

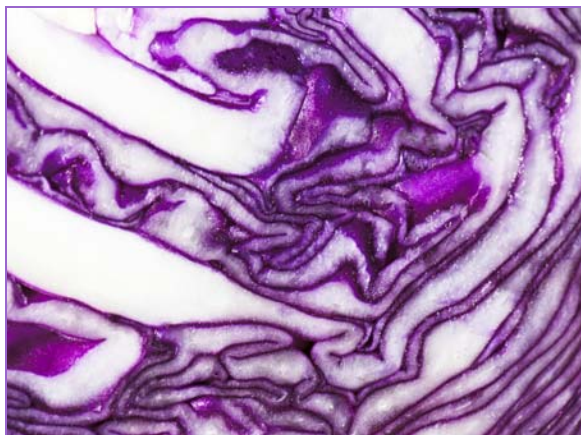
Looking for good autumn color? These websites will steer you in the right direction by showing where the peak color is happening right now!

<http://usparks.about.com/od/usstateparks/tp/Fall-Colors-By-State.htm>

www.foliagenetwork.net/

www.fs.fed.us/news/fallcolors/

www.weather.com/activities/driving/fallfoliage/



Peter Hui, Pattern in Nature



Bob Catlett, Dragon fly

Customized SSCC Chincoteague Island Workshop Angelique Raptakis, SSCC Secretary

In the past year, several members that have heard Nikhil Bahl speak at our club and taken his classes/workshops suggested that he provide a custom workshop for SSCC. He has put together a custom workshop for our members at Chincoteague National Wildlife Refuge during the spring migration. This is a great opportunity for SSCC member to shoot and learn together.

This workshop is limited to 8 people on a first come first serve basis. See the message below for all the details and how to sign up. Registration must be made by Dec 31.

Chincoteague Island (Virginia)

Date: April 28 - May 1, 2011

Tuition: \$385

Limit: 8 participants

Schedule: Start - 1pm April 28, End - 1pm May 1

View photographs from this location: www.nikhilbahl.com/portfolios/chincoteague/

Description: Spring is a great time to be at Chincoteague. You can expect to photograph many different bird species like Willets, Sanderlings, Dunlin, Glossy Ibis, Terns, Osprey, Grackles, Great Blue Herons, Great Egrets, Snowy Egrets, Cormorants and others that return to the island in the spring. There will be opportunities to photograph the fabled Chincoteague Ponies, Sika Deer and other wildlife that inhabits the island. We will also photograph ocean views, beach scenes, patterns and textures in the sand, marshes and plant life.

The workshop includes instructional presentations that will inspire and explain how to make dramatic and beautiful photographs at this location. There will be plenty of field instruction that will cover long lens technique, capturing motion, long exposures, etc., as well as creative aspects of photography. A constructive critique of the participants photographs will be conducted. Lastly, participants will also be given the opportunity for some one-on-one time with Nikhil between field trips.

With advance notice, the workshop is customizable to the needs of the group from SSCC. While wildlife can be a big attraction at Chincoteague there are many photo ops.

Participants are responsible for their own meals, transportation, and other incidentals. Information on the hotel and other details will be sent to the registered participants.

Detail and registration at - www.nikhilbahl.com/sscc_chincoteague.html.

In photography; we are only restricted by our own imagination.

www.NikhilBahl.com

www.NikhilBahl.blogspot.com

www.facebook.com/nikhil.bahl.photography

Scenes from Magical Montgomery

Bob Catlett



Koren's Comments


Michael Koren
PSA News

Coming off the heels of our annual Nature competition is timely news from PSA regarding the Nature Division. The Nature division of PSA "was established in 1940 to stimulate interest in all phases of nature photography as well as to provide photographic information and techniques to interested photographers." Some of the many activities this Division of PSA offers are:

- Nature Study Groups – Digital images are submitted for evaluation to help members improve image quality and the nature story value.
- Competitions – interclub competitions are offered in digital projected image format three times a year. Winners of international exhibitions are entered into a "best of the best" competition.
- Who's Who – a publication in the PSA Journal of an annual list of qualifying nature photographers.
- Identification Service – this is a service open to all PSA members that helps identify nature subjects.
- Image Evaluation Service – members receive an objective and unbiased evaluation and suggestions on how to improve their images.

Membership in the Nature Division is available to all members at no extra charge. To qualify, a PSA member in good standing must hold a Nature Star rating or participate in a Nature Slide or Digital Study Group or serve as an Officer or Activity Director. For more information follow the Divisions links on the PSA website.

www.psa-photo.org



Beth Koller, Tree shadow



Judy Saunders, Coleus

Calls for Entry

Wilmington International Exhibition of Photography

Deadline: January 22, 2011

Info: www.wiep-photo.org

Photo Technique Magazine: The Photographic Experience

Deadline: February 28, 2011

Info: www.phototechmag.com/index.php/pt-contest

Vermont PhotoWorkplace

Flowers, Trees, Birds, Bees. Deadline: Nov. 8

Pose and Gesture, Deadline: Dec. 6

www.vtphotoworkplace.com/id80.html

Focal Press Photography Contest

November Theme: Composition

<http://focalpressphotographycontest.com/>

Covered Bridges, An Encore Coriolana Simon

If you didn't get your fill of covered bridges on our October 23 field trip, you can explore another picturesque cluster of bridges only a half-day away. The Lehigh Valley, near Allentown, PA, has seven historic covered bridges that span



Beneath Rex's Bridge, Coriolana Simon

wide creeks in rich, rolling farm country. It's an easy drive, about 165 miles from Silver Spring.

In mid-October, my husband and I spent a day visiting these bridges. We had found an excellent brochure, "Covered Bridges of Lehigh Valley," which gives concise and accurate directions for a self-guided tour. The brochure gives the history of the bridges, tracing back to their European roots in what is now



Schlicher's Bridge at Twilight ~ Doug Wolters

Germany and Switzerland. It also explains how the Pennsylvania bridges were built, with diagrams showing the basic structure of the characteristic Burr arch truss. In addition to a good schematic map, the brochure lays out very



Stepped Portal of Geiger's Covered Bridge, Coriolana Simon

clear driving directions, starting at the main square of Allentown and leading from one bridge to the next. Along the 50-mile route, distinctive red and white road signs saying "covered bridge tour" point the way, so it's impossible to take a wrong turn or get lost.



Manasses Guth Bridge, Doug Wolters

The first bridge is for pedestrians only; the sixth is closed for reconstruction; the others are open to one-lane traffic. Most of the bridges



Interior Detail, Coriolana Simon

have picnic areas and parking pads; parks have been landscaped around half of them.

The covered bridges are only one of the visual treasures in the Allentown area. The scenery is spectacular, and several unusual museums, historic celebrations, and other attractions are definitely worth visiting. On Hawk Mountain, we joined a large group tracking migrating raptors – and actually saw several sharp-shinned hawks but just missed two young bald eagles. A few

miles from Hawk Mountain we spent hours photographing at Cabala's, the hunting/fishing/camping emporium. Their African veldt display, with taxidermied animals in extreme action poses, was quicker, cheaper, and safer than a real safari. And the animals obligingly held their poses while we adjusted white



Bridge Structure, Doug Wolters

balance and depth of field. Nearby in Shartlesville, we visited Roadside America, a quaint museum with a warehouse-sized model train exhibit right out of the 1950s. And for a different kind of adventure, Crystal Cave offers typical limestone formations and a constant 54 degree temperature.



Pedestrian Walkway in Covered Bridge Park, Coriolana Simon



Burr Arch Truss Structure, Doug Wolters



Bogert's Bridge, Now for Pedestrians, Coriolana Simon



Bridge Sign, Coriolana Simon

For more information about the Lehigh Valley covered bridge tour or a copy of the brochure, you can contact DiscoverLehighValley.com or call 1-800-747-0561.

Classes and Workshops

Washington School of Photography

Studio Fashion, Nov. 7, 2-8pm
 Holga, Nov. 8, 7-10pm
 Lightroom Overview, Nov. 18, 7-10pm
 Get Published, Dec. 4, 10am-4:30pm
 And many more at www.wsp-photo.com

Nikhil Bahl Workshops

Great Falls, Nov. 6, 7:15am-10:15am
 Photoshop for Photographers, Nov. 7, 10am-5pm
 Chincoteague Island, Nov. 19-21
www.nikhilbahl.com

Horizon Workshops

Photoshop: Make Your Images Sparkle, Dec. 5.
 And many more at www.horizonworkshops.com

Penn Camera

Many workshops at various store locations.
<http://penncamera.wildapricot.org/>

Glen Echo Photoworks

The Power of Point & Shoot Cameras
 Sat. Oct. 30 & Nov. 6, 9:30am-12:30pm
www.glenechophotoworks.org

Shooting the Beach Landscape

At the Delaware shore Nov. 5-7, 2010.
 Karen L Messick Photography
<http://blog.karenlmessickphotography.com/p/delaware-photo-ramble-and-workshop.html>



Mark Rattner, Frog



Coriolana Simon, Tulip on Tulip

Exhibits and Events

Best of The Silver Spring Camera Club: VisArts

Artists reception November 5, 6:00-9:00pm at VisArts Rockville. See the work of your fellow club members. Sponsored by the Washington School of Photography.
www.visartscenter.org

The Silver Spring Camera Club: The Art of Seeing

Bohrer Park, Gaithersburg. Artists reception 7-8:30pm. See even more works of your fellow club members.
http://www.gaithersburgmd.gov/poi/default.asp?POI_ID=28&TOC=1;28;

Athlete: Sports Illustrated Photography of Walter Iooss.

Through Jan. 16, 2011, Newseum, Washington DC.
www.newseum.org/exhibits_th/athlete/

Covering Katrina A look at the effects of the hurricane through the eyes of journalists, including photojournalists, who covered it. www.newseum.org

Best of Smithsonian Magazine's Annual Photo Contest.

Smithsonian Castle, National Mall, DC. Through Feb. 28.
www.si.edu/visit/infocenter/sicastle.htm

Scenes from the October Field Trip to the Covered Bridges

Bob Catlett and Jim Rogers



Jim Rogers, Owens Creek



Bob Catlett, Utica Bridge



Jim Rogers, Roddy Road Covered Bridge



Bob Catlett, Photoman



Bob Catlett, Carl



Bob Catlett, Chuck



Jim Rogers, Sandy at Loy's Station Bridge



Bob Catlett, Beth



Jim Rogers, Utica Mills Covered Bridge



Jim Rogers, Barn near Utica Mills



Bob Catlett, Utica Bridge



Bob Catlett, Ed and Sandy



Jim Rogers, Barn Doorway & Autumn Leaves



Jim Rogers, Hay Bin



Jim Rogers, Roddy Road Covered Bridge

(Continued from page 3)

There are, of course, other important differences between how we and our cameras see the world and they may be the subject of future columns. But, I believe that the two above are the most important ones.

The Downtown Silver Spring Arts Fair. On Saturday afternoon because of the hard work and dedication of Stan Klem and Bob Catlett, our Club exhibited a booth, along with member's photographs at this yearly arts fair. About 30 to 40 people stopped by to find out more about our Club. We hope and expect to recruit a half dozen or more new members as a result. Much thanks also to Jim Auerbach, Carl Brandt, Jerry Fath, Michael Koren, Dave Mullen, Bob Peters and Bill Rau who also came by to help out. We apologize if we forgot anyone.

That's it for this month's column. As always, please contact me at mlux@verizon.net if you have thoughts, comments or suggestions about the Club or about this column. I would be most appreciative. Thanks.

El Presidente

Competition Entry Formats

For Projection (Please see details in this issue)

JPG File Format, 1024 pixels wide (MAX) by 768 pixels tall (MAX), sRGB color space, 500 KB max size, correct file name format.

File Name: **Class~Maker's Name~Image Title.jpg**

Example: **Nov~Tom Jones~Washington Landscape.jpg**

The tilde ~ character separates 3 fields of the file name.

Class – Nov or Adv

Maker's Name – spaces allowed, use the same name throughout the year.

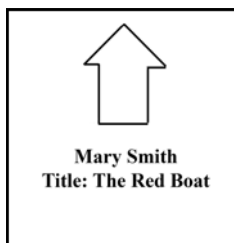
Image Title – spaces allowed, no commas.

Submissions by **e-mail only** to:

SSCCphotography@yahoo.com

Deadline: Midnight 1-week before competition

For Prints



Mark the **BACK** of the matte with photographer's **name** and **title** of the image and an **arrow** indicating the print's correct orientation

Silver Spring Camera Club Membership Form 2010-2011

Name: _____ Spouse/Partner's Name: _____

Street Address: _____

City: _____ State: _____ Zip Code: _____

Phones - Home: _____ Work: _____ Cell: _____

Email Addresses: _____

Membership rates:
Individual \$45
Student or Spouse \$35
Family \$65.

Dues cover the club year from September through May. After January 31, dues for the remainder of the club year for new members are \$35; dues for spouses and students remain at \$35.

Make checks payable to the *Silver Spring Camera Club*, and mail to:

SSCC, P.O. Box 2375, Wheaton, MD 20915-2375, or simply bring your check to one of our meetings.

For all questions about the club, contact Membership Chair MyPhuong Nguyen at mpnguyenfoto@yahoo.com

SSCC Calendar

November 2010

- 4 Speaker Meeting: Peggy Fox
- 5 Artists' Reception, VisArts Gallery
- 11 Competition Night-Abstract
- 13 Field Trip: Eastern Penitentiary
- 15 Artists' Reception, Bohrer Park
- 18 Third Thursday Workshop

December 2010

- 2 Speaker Meeting: TBA
- 4 Field Trip: College Basketball Game
- 9 Competition Night-Open
- 16 Third Thursday Workshop

THE CABLE RELEASE SUBMISSION DEADLINE
is the 24th of each month.



Judy Saunders, Sunrise Hamlin Lake



Silver Spring Camera Club
PO Box 2375
Wheaton, MD 20915-2375

First Class Mail