



Cable Release



Worse shoveling than you had, Rockport Harbor, Mass, Dave Mullen

Quote of the Month

My picture, "Fifth Avenue, Winter" is the result of a three hours' stand during a fierce snow-storm on February 22nd 1893, awaiting the proper moment.

My patience was duly rewarded.
Of course, the result contained an element of chance,
as I might have stood there for hours
without succeeding in getting the desired pictures.

- Alfred Stieglitz - "The Hand Camera" (1897)

SSCC Officers and Chairs 2009-10

President	Carl Brandt
Vice President	Craig Callan
Treasurer	Jerry Fath
Secretary	Angelique Raptakis
Director	Norm Bernache
Director	Stan Klem
Director	Bill Rau
Cable Release	Dave Mullen
Competition	Michael Tran
	Mark Ratner
Programs	Stan Klem
Third Thursdays	Craig Callan
Membership	MyPhuong Nguyen
Field Trips	Bob Catlett
Historian	Norm Bernache
PSA Rep.	Michael Koren
Web Site	Craig Callan

E-mail addresses and phone numbers for officers are available on request. Please contact MyPhuong Nguyen at mpnguyenfoto@gmail.com.

The *Cable Release* is published ten times each year, September through May plus Summer, for members of the Silver Spring Camera Club. All rights are reserved but excerpts may be reprinted without permission provided proper credit and prior notification is given. Articles are written by members of SSCC, which is a nonprofit organization dedicated to the advancement and enjoyment of photography.

Visitors and prospective members are welcome. Membership is open to all persons interested in photography. For more information, contact MyPhuong Nguyen at mpnguyenfoto@gmail.com.

SSCC member submissions for the *Cable Release* should be directed to Editor, *Cable Release*, at dave@nora-school.org

SSCC Website www.sscphotography.org
or www.sscphoto.org



The Silver Spring Camera Club has been a member Club of the PSA since the club was founded in 1950. For information regarding the benefits of a PSA individual membership and for PSA sponsored activities, please contact our Club PSA Representative.

Inside this Issue

- 3 President's Column
- 4 Editor's Blathering
- 5 The Dead Presidents Quest
- 6 Member Exhibits
- 9 Snowmageddon
- 7 Grand Opportunities
- 13 Book Review

SSCC Meeting Location

All three major monthly meetings for this Club Year will be held at the Marvin Memorial United Methodist Church at Four Corners in Silver Spring.

Directions:

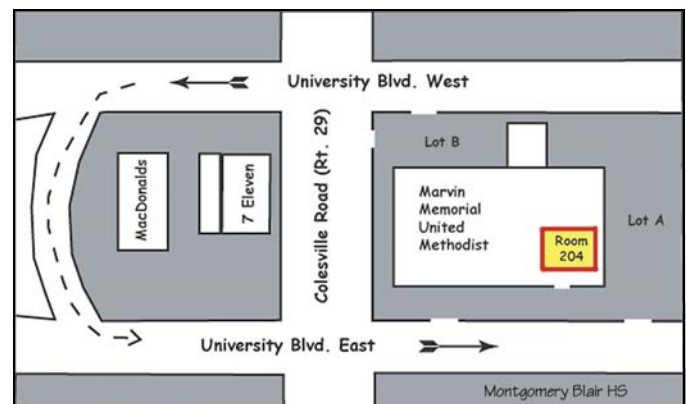
From downtown Silver Spring: Go north on Colesville Road (Rte. 29); take a right onto University Blvd. East; then left into the church parking lot A.

From College Park/Takoma Park: Take University Blvd. West. As you approach Rte. 29, move to the far left lane and turn left into church parking lot B. Or pass through Rte. 29 intersection and turn left at the loop just past McDonalds. Proceed on University Blvd. East, pass through Rte. 29 intersection, and quickly get in the far left lane and enter into church parking lot A.

From points north of Four Corners: Proceed south on Rte. 29 and turn right onto University Blvd. West, move into the far left lane and turn left at the loop just past the McDonalds. Proceed through the Rte. 29 intersection, and turn left into church parking lot A.

From Wheaton and points west of Four Corners: Go east on University Blvd. Pass through Route 29 intersection and turn left into parking lot A.


Wherever you park, walk to the southeast corner of the Church and enter Room 204.



All Meetings begin at 7:30 pm.

President's Column

Carl Brandt



I'm thinking of an eventual move from my house to a smaller space in the Riderwood retirement community. For such a move, I'll obviously need to make some very hard choices as to what to keep - and what has to go. Books by and about photographers are high on my "keep" list. Below are some of my favorites with their year of publication. I hope several of these are in your own collection - or that you can find them in a library.

Portraits of Greatness by Yousuf Karsh (undated, but my copy was purchased in January of 1960).

In Search of Greatness - Reflections of Yousuf Karsh (1962).

A Life in Photography by Edward Steichen (1963).

Portrait of Myself by Margaret Bourke-White (1963).

Yankee Nomad - a Photographic Odyssey by David Douglas Duncan (1966).

Bodine - A Legend In His Time by Harold A. Williams (1971).

Carl Mydans, Photojournalist by Carl Mydans and Philip B. Kunhardt (1985).

Ansel Adams - An Autobiography (paperback-1996).

I hope that you look these up and enjoy them as much as I do!

Guest Speaker: March 4

Betty A. Moore

Betty has specialized in macro photography for years with a particular fascination for revealing the beauty in small things. Her photography brilliantly captures the colors and illusions of the macro world. She uses Nikon camera equipment, Nikon macro lenses, and high-speed photography to capture the stunning details from a close-up perspective. She also photographs nature and architecture, especially in the glow of evening lights. Recently, Betty's work "Water Drop Reflections" was on exhibit at the Artomatic Art Show in Washington, D.C. from May 29 through July 5, 2009. "Water Reflections" can also be seen at www.macroillusions.com.

Many people have been intrigued by the process whereby a water drop falls, goes under water picking up more water, rising again and forming a stalk and a circular bulb. During approximately 4 milliseconds this amazing process of rising and falling and transformation from drop to stalk to drop occurs. Betty's water drop photography represents colliding two water drops and capturing the form made by the energy from the collision. Photographing this phenomenon requires precisely timing the release of the drops, the distance between two drops, distance of the falling water, viscosity of the liquid, surface tension of the water, and the depth of the water receptacle. Capturing this action requires using shutter speeds up to 1/8000 of a second.

Competition: March 11

Category: Texture

Judge: Ruth Schilling Harwood

Ruth Schilling Harwood is assistant director at the Montpelier Arts Center in Laurel, Maryland. She has curated many exhibitions, including the 2008 exhibition Digital Sequences featuring photographers Chris Jordan and Gail Rebhan. She is a fine art photographer and taught photography for many years at Montgomery College in Rockville, Maryland, and at Mount Vernon College in Washington, D.C. An early adapter of Photoshop, she is interested in both traditional and experimental approaches to the medium.

Field Trip: March 20

Washington National Cathedral

Bring your tripod as we head for the National Cathedral at the corner of Wisconsin and Massachusetts Avenues in NW Washington. In keeping with tradition, we will meet at the Giant Food Parking lot (corner of Arliss Street and Flower Avenue in Silver Spring) at 9:30am to car pool.

Third Thursday: March 18

Presenting A Body of Work

Angelique Raptakis-Pictures At An Exhibition

Angelique, who has exhibited at VisArts' Kaplan Gallery, BlackRock Center for the Arts, Rockville Innovations Center, the Washington Gallery of Photography, Locust Grove Nature Center, Kentlands Mansion, Sandy Spring Museum, and the Community Art Gallery at Holy Cross Hospital. will talk about getting your work into shows and preparing your work for exhibition.

Editor's Corner

Books and Graves

Dave Mullen


Well, maybe *Books and Projects* would have been a better title, but at least now I've got you reading! Thanks to Ted Ringger for giving up some shoveling time to share his project with us in this month's featured article. Timely inspiration, as our Third Thursdays are steering us toward putting together a Body of Work for the end of the year. Carl Brandt has generously shared some of his favorites, and you'll find a review of Annie Leibovitz's latest in this issue. As you look over your work for the past year, or just the past two weeks, give some thought as to how it would be best presented. Would an exhibition of prints be most appropriate? Come hear Angelique Raptakis talk about her experiences putting together exhibits. Does a book make sense, or a slideshow? How about a website? Do you have a Flickr site? The expertise for all this and more exists in your club, and the more you share your talents the better we all become.

Michael Koren brings us a preview of things to come after attending the PMA show in California. It looks like all kinds of fun new toys will soon be coming to a Ritz Camera near you!

Several members have been very generous over the past year in writing for the *Cable Release*, but with nearly 70 members we could do better. Consider writing an article about yourself, a place you've shot, a workshop you've taken, a book or exhibit review, a summary of the Third Thursday workshop, or an article on any other photographic topic that strikes your fancy. Ted's article in this issue is a perfect example of what you can share if you can dedicate an hour or two every six months. Yes, I do sound like a teacher nagging (some of) you for your homework!

The green and brown theme this month are reminiscent of the greening and renewal of the earth as spring approaches (we hope).

Give some thought to renewing your creativity by writing for your *Cable Release* next month.



The deadline remains midnight on the 24th of each month. If you like what you see, please add your voice. If you don't like what you see, add something even better! I'm always available by email at dave@nora-school.org.

The Cable Release

Now Available in Hardcopy

To order a copy,
visit the *Cable Release* site
at <http://wehs.magcloud.com/>.

2009-2010

Competition Topics

March	Texture
April	Open
May	Faces

Link Notes: Adobe Acrobat does not always translate Hyperlinks in the original publication into Hyperlinks in the Adobe PDF file. Specifically, multi-line websites or websites that do not include "www" seem to be particularly affected. If a link does not work, you may need to Copy and Paste the text into your web browser. To get the latest version of Adobe Reader, use this Hyperlink: <http://get.adobe.com/reader/othereversions/>

**Digital Entries
Are Due
March 4
By Midnight.**

© 2010 Silver Spring Camera Club and its contributors. All contents of the *Cable Release* are copyright protected. No material herein may be reproduced in any manner without the written permission of the Editor, Author, or Photographer.

The Dead Presidents Quest

Ted Ringger

The second blizzard in a week rages outside. My wife is stranded in New Orleans and will return at least three days later than planned. Taking Dave Mullen's cue, I offer the following...sort of a combination of member profile and photography adventure.



Andrew Jackson

This is my rookie year with the Club. I joined in September and look forward to learning more and engaging with folks I already see are accomplished in this discipline. I have been using digital SLR's for five years and shot 35mm slide film for 35 years before that.



Warren G. Harding

I am retired now, but spent 30 years doing environmental management and policy work for electric utilities. The work allowed me to travel around the country, and the work with government fueled an interest in our nation's history.

In 1998 I was in Kansas City and visited the Harry Truman Library and Museum. To my surprise, the 33rd President and his wife, Margaret, are buried on the museum grounds. I couldn't help but wonder where the others were.



Gerald Ford


This began a quest to find and photograph the last resting places of all the American Presidents.

When travel for work and vacations permitted I was able to visit some of the sites, but the Quest was not pursued in earnest until I retired. With the freedom of NOT having to be at the desk on Monday, I was able to plan road trips specific to this task.



Zachary Taylor

Fortunately, only five of the 39 deceased presidents are west of the Mississippi River. In 2005, I drove to my old home in New Orleans and found six grave-sites in Tennessee and Virginia. From then until 2008, I was able to visit every one of our Chief Executives' graves.



Abraham Lincoln

Some graves are very modest and others are huge and opulent. There is certainly no connection between the man's accomplishments or historic significance and the size of his tomb or grave. The Quest was a terrific learning experience. Even the presidents who rank low on the list of accomplishments have something to offer when one visits their home environments and understand the lives and times.



Millard Fillmore

Until the next one meets his maker, my Dead Presidents Quest is complete!

Member Exhibits

Nature's Landscape: Images by Jim Auerbach,
Through March 5.
Tate Gallery, Christ Congregational Church
9525 Colesville Road, Silver Spring, MD 20901
Gallery Hours: 9am -5pm
Info: 301-871-9060 or npajim@aol.com

Points of Departure (includes work by
Angelique Raptakis and MyPhuong Nguyen)
Through March 27. VisArts Center
155 Gibbs Street, Rockville, MD 20850
Info: visartscenter.org

Inclement Weather Policy

If Montgomery County schools close,
SSCC is closed.

For up-to-the-minute information
go to www.montgomeryschoolsmd.org



California Spring, Sharon Antonelli

Grand Opportunities

Gates of the Arctic National Park Artist-in-Residence Program

The Gates of the Arctic Artist-in-Residence program offers professional writers, composers, musicians, two and three-dimensional visual artists, photographers, filmmakers, and artisans of all types the opportunity to pursue their art in a premier wilderness setting.

Application Deadline: May 1

www.nps.gov/gaar/artistinresidence.htm

The 2010 Photocrati Fund Competition

The Fund offers grants to non-professional photographers to undertake important humanitarian and environmental projects. It is aimed at outstanding, up-and-coming photographers and will provide them the resources necessary to pursue projects that will have a tangible and positive effect on the world. Awardees become Photocrati Fellows for the calendar year from the announcement of their award until the announcement of the following year's award. Photocrati Fund Grants are in the amount of \$5,000. The funds are intended to cover the costs of travel, lodging, and expenses for up to one-month of full time photography, though they may be used in other ways by Photocrati Fellows who pursue projects in their home region.

Deadline: March 15 www.photocrati.com/photocrati-fund

February Competition Results

The Judge was William Yeagley

The subject was Open

Advanced Projection, 20 Entries

- 1st Sharon Antonelli, California Spring
- 2nd Beth Koller, Moonlit Arch
- 3rd Michael Tran, High Speed
- HM Carl Brandt, Ducks on Ice
- HM Michael Tran, Joy of the Evening

Novice Projection, 8 Entries

- 1st Scott Shoreman, Cabin in the Woods
- 2nd Miguel Gallegos, Cold Deer

Print Results were not available. They will appear in the April edition of the *Cable Release*.

Congratulations to all who participated!

***A Reminder: Dues must be up-to-date
in order to compete!***

SSCC Mentors Available

<u>Topic</u>	<u>Name</u>	<u>Email</u>
Nikon D80	Dave Mullen	dave@nora-school.org
Nikon Flash	Dave Mullen	dave@nora-school.org
B&W Darkroom	Dave Mullen	dave@nora-school.org
Basic/Int. Photoshop	Dave Mullen	dave@nora-school.org
Composition & Exposure	Mike Lux	mlux@verizon.net
Rural Landscapes/General	Bill Rau	brau30@yahoo.com
Basic Digital Camera	Jim Auerbach	npajim@aol.com
<i>Your expertise here</i>	<i>Your name in lights!</i>	

Classes and Workshops

Brenda Tharp-The Art in Photography.
March 6, 8am-5pm. Goucher College. \$80.
www.baltimorecameraclub.org

Colleen Henderson

Layers and Layer Masking. March 25 & 26. 9am-5pm.
Develop Your Vision. April 1-May 13, 9am-Noon.
Comprehensive Lightroom. April 19 & 20. 9am-5pm.
www.colleenhenderson.com/ClassSchedule.html

Washington School of Photography

Holga Black & White Photography, begins March 4
Classical Fine Art Figure, March 13, 10am-4pm
Posing Models and Clients, March 20, 10am-1pm
Food Photography, March 20, 10am-4pm
Pop Up Flash Primer, March 23, 7pm-10pm
Event Photography, March 27, 10am-1pm
Metering and Exposure, March 30, 7pm-10pm
www.wsp-photo.com

Mountain Trail Photo

Great Smoky Mountains, April 16-18, or April 23-25.
www.mountaintrailphoto.com/workshops.htm

VisArts

Image Processing in Photoshop, begins March 5
Beyond the Rules of Photography, begins March 11
Info: www.visartscenter.org

Sam D'Amico Workshops

Intermediate Photography:
Tuesdays, March 2, 9, 16. 6:30-9:30pm.
Lighting With Portable Flash.
Tuesdays, April 6, 13, 20. 6:30-9:30pm.
Info: <http://workshops.samdamico.com/>

Penn Camera

Lightroom and Camera Raw. March 6, 9am-5pm.
Beltsville Store.
Creative Lighting with Flash. March 14, 10am-5pm.
CDIA, Georgetown, DC.
HDR in Historic Fells Point. March 28, 8am-4pm.
Many other workshops at various locations.
Info at <http://penncamera.wildapricot.org/>

Nikhil Bahl Workshops

Spring Flowers , May 1
Chincoteague Island, May 14-16
Developing a Creative Vision , May 29-31
Kenilworth Aquatic Gardens, July 10
Info: www.nikhilbahl.com

Meadowlark Winter Classes

Meadowlark Botanical Gardens, Vienna, VA
Image Processing in Photoshop: Beyond Camera RAW,
March 6
Landscape Photography, March 20
Abstract Nature Photography, March 27
Instructor: Nikhil Bahl www.nikhilbahl.com

Glen Echo Photoworks

Field Trip: National Gallery of Art, East Wing,
March 7 or March 21, 11am-4pm
From Film to Digital, March 28-May 2, 7-10pm
Photoshop Elements Only , March 6-20, 1-4:30pm
Basic Digital Camera, March 5-19, 12-3pm
Photoshop Basics, March 24-April 14, 9:30-12:30pm
Contact: GVR@GVRphoto.com or
www.glenechophotoworks.org/tag/workshops/

Awake the Light Photo Tours

Mollie Isaacs & Mary Lindhjem
Great Smoky Mountains, April 18-24
Outer Banks: Photography & Lightroom, October 9-17
www.awakethelight.com

Color Management for Creatives

March 23, Root Capture, Brooklyn, NY
www.acteva.com/booking.cfm?bevalID=183525

School of the Visual Arts, New York

Summer Residencies

Digital Photography in Shanghai, June 26-July 17
Digital Photography in Florence, June 11-26 or
June 11-July 2
Action Surf Photography in Rincon, March 6-14
Masters Workshop Photographic Practices: Les
Rencontres d'Arles, July 4-16
<http://www.sva.edu/artsabroad/Intro.html>

Smithsonian Resident Associate Program

Photoshop for Photographers
March 5 & 12, 6pm, March 7 & 14, 9:30am
Spring Landscape on the Potomac
Fridays, March 19-May 7, 10am
Photo Trekking: Spring Woods and Water
Friday, March 19, 6:30-9:30pm
Sundays, March 21-May 2, Full day hikes
Friday, May 7, 6:30-9:30pm
http://residentassociates.org/ticketing/tickets/search_photography.aspx?keyword=C-Photography

Snowmageddon 2010
as seen through the eyes of SSCC members



Lower Marlboro Church, Jim Rogers



Ready for a Cookout, Dave Mullen



Billy Goat Trail, Tom Bancroft



Billy Goat Trail, Tom Bancroft



At Last, A Drop, Dave Mullen



Twilight, Dave Mullen



Fence and Shadows, Jim Rogers

Capture, Store, Share: PMA Conference Review

Michael Koren

I am on my flight home from attending the PMA convention in Anaheim, CA reflecting on the new products and services seen. As you know photography has changed a great deal in the last few years. Obviously digital is here to stay but there were still a few new products in the film realm. I saw many innovative products; from a new category of camera system, “green” technology, to great new gadgets to enhance the photography process.

PMA, or the Photo Marketing Association, is a professional trade association of manufacturers, retail stores and photographers working together to build the business of imaging. I noticed several themes that revolved around image capture, storage and sharing. I will review some new products seen at the show that illustrates each one of these concepts.

Capture: New on the horizon is a new category of camera system. Dubbed an Interchangeable Lens Camera by a market research firm, the ILC camera is a hybrid between a DSLR and a point and shoot. This new system is aimed at the photographer that wants better quality than a point and shoot can offer but easier to use than a DSLR. This system features interchangeable lenses and full control in a very small body. The imaging sensor is at least 8X larger than a standard point and shoot camera. With a nod to history Olympus will be the first to market with the PEN E-PL1. More manufactures will soon have their models out on the shelves.

Quickly, some other manufactures showcased cameras with built in GPS with interactive maps, 3D technology, twin LCD screens, one on the back as normal and one on the front, as well as a camera with a built in projector to play your images on a nearby wall. There were also many water, crush, drop, freeze and shock proof cameras. In fact, Sony introduced their new model by chopping the camera out of a block of ice and then using it to shoot pictures of the stunned audience. One company even calls their tough series of cameras “Geronimoproof”!

Storage: Memory cards are now the traditional initial storage device. Eye-Fi now produces a 4GB SDHC card that will wirelessly upload your images to your computer and one of 25 sites, including some popular social networking sites. There was a new “old fash-

ioned” storage medium introduced as well. Kodak announced 4x5 and 8x10 Ektar 100 sheet film. Also using film, Holga had a new line of fashionable cameras.

Sharing: After going to the effort of capturing an image and storing it, the best part is sharing with others. There are two ways to share these days, viewing on a screen, or printing. Sharing online via Facebook, MySpace, YouTube, etc. is the most popular method. But, many companies offer photo sites and online albums to share with friends and family all over the world. These sites usually give you the option of ordering prints. 3D is again a method of sharing images. Fuji introduced a 3D camera and viewer that was amazing to see. Other printing companies used technology to produce 3D prints with no need to wear those silly looking glasses. Nikon displayed their new camera that has a built in projector.

Sharing via printing is now more popular than ever due to the almost unlimited ways of producing a physical image. There were kiosks galore offering standard 4x6 prints and photo books. I also saw specialty machines that could print on wood, stone, plastic, paper, steel, you name it! Inkjet technology is getting better all the time and the choices of paper and materials always seem to be expanding.

This PMA show had a strong emphasis on moving the photography industry to become “greener”. Better, more efficient silver recovery units are available for minilabs. Many retailers are even going green with dry labs that only use laser and inkjet systems. These dry labs use no silver based paper requiring chemicals and therefore waste. Many new companies have formed offering recycling services for batteries, single use cameras, cell phones and older consumer electronics including cameras. More manufactures are using green raw materials like soy and bamboo, with no nickel, lead or mercury to make accessories such as camera bags, chargers and batteries. Solar chargers were also seen in many of the booths.

Two days at PMA on the trade show floor gave a glimpse of the changing face of the imaging industry. New technology from capture, storage and sharing enable all of us to enjoy photography in more ways than ever.



Night Departure, GeorgeDeBuchanenne



Cold Deer, Miguel Gallegos



Old Barn, Bob Catlett

Exhibits and Events

Ted Schroll: Photographs

Through March 2. Glenview Mansion Art Gallery
603 Edmonston Drive, Rockville, Maryland 20851
Gallery Hours: M/W/F, 9am-4:30pm; T/Th, 9am-9pm
www.rockvillemd.gov/arts/exhibits.htm

Images of Haiti: Works by Andy Jones. Post-earthquake images taken by Washington School of Photography student Andy Jones. March 5. Washington Gallery of Photography.
http://wsp-photo.com/index.php?option=com_content&task=view&id=104&Itemid=9999

In The Darkroom: Photographic Processes.

Through March 14. Explores the evolution of photography. National Gallery of Art, West Building. www.nga.gov

Polar Obsession: Photography by Paul Nicklen.

Through March 10, National Geographic Museum.
<http://events.nationalgeographic.com/events/exhibits/2009/09/24/polar-obsession-exhibit/>

Orchestrated Misbehavior. Works by Erica Riccardelli through March 27.
<http://evolvedc.com/UrbanArtsProject/currentexhibit.html>

Andy Ilachinski: Worlds Within Worlds.

Through April 16. American Center for Physics.
www.acp.org/art.html

Nature's Best Photography Show. Through May 2. National Museum of Natural History. www.mnh.si.edu

Photographs of the Civil Rights Movement

Historical Society of Washington. www.historydc.org

Presidency IV Works by Thomas Demand.

National Gallery of Art, East Building. www.nga.gov

America's Endangered Species. Lecture by Joel Sartore, National Geographic photographer. April 20. \$18.
<http://events.nationalgeographic.com/events/speakers/2010/04/20/americas-endangered-species/>

In Plane View. Through June 11. College Park Aviation Museum. Large-scale photographs of famous aircraft emphasizing sculptural forms. www.collegeparkaviationmuseum.com

Polar Exploration. Not a photography exhibit, but just the ticket for putting the Snowpocalypse into perspective. Items from Robert Peary's 1909 expedition to the North Pole. National Archives. www.archives.gov

Spectacular Saturn. More than 60 images from the Cassini-Huygens mission. National Air and Space Museum.
www.nasm.si.edu

Warhol: Photographs Selected from the GW University Permanent Collection. Through March 5, 805 21st St., NW. 202-994-1525

Yinka Shonibare MBE. Through March 7. National Museum of African Art. <http://africa.si.edu>

Athlete: Sports Illustrated Photography of Walter Iooss.

Through Jan. 16, 2011, Newseum, Washington DC.
http://www.newseum.org/exhibits_th/athlete/

Drag. Photographs by Jason Horowitz of men in makeup. Through April 3 at the Arlington Arts Center; through March 6 at the American University Museum auction exhibition; through March 27 at the Curator's Office.
www.arlingtonartscenter.org/transhuman-conditions,
<http://auction.wpadc.org/>, www.curatorsoffice.com

Georgia O'Keeffe: Abstraction. With photographic portraits by Alfred Stieglitz. Phillips Collection through May 9.
www.phillipscollection.org

Framing the West: Survey Photographs of Timothy O'Sullivan. Nineteenth-century images through May 9. Smithsonian American Art Museum. www.americanart.si.edu

National Geographic Image Collection. Through April 12. National Geographic Society.
<http://events.nationalgeographic.com/events/exhibits/2009/10/01/image-collection/>

William Christenberry: Vintage Kodak Brownies. Through March 13. Hemhill Gallery. www.hemhillfinearts.com/

Roads and Paths: Photographs by Bernhard Fuchs Through March 19. Goethe-Institute, 812 7th St. NW.
www.goethe.de/ins/us/was/enindex.htm


Alma Mater. Jennifer Dorsey photography of interiors, through March 27. Flashpoint Gallery. www.flashpointdc.org

The Synagogue: Architecture, Art, and Appeal. Photographs of world synagogues by Jono David. JCCGW, 6125 Montrose Rd., Rockville, MD. 301-348-3770.

Nature's Bounty: Macro and Landscape Photography. Works by Victoria Porter through March 4. Orchard Gallery.
www.orchardartgallery.com

Photo-Graphics. Images by Danny Conant.
Desert Dwell. Images by Min Enghausen. Torpedo Factory, Alexandria, VA through April 3.
www.torpedofactory.org/galleries/multiple_exposures.htm

Smithsonian Kite Festival. National Mall, DC, March 27. 10am-4pm. www.kitefestival.org



Scenes from the February Field Trip

Bob Catlett



Book Review

Annie Leibovitz At Work

Dave Mullen


In *Annie Leibovitz At Work*, photographer Annie Leibovitz lays out the backstory of a number of her photographs, ranging from her early days as a staff photographer for *Rolling Stone* magazine through her formal portraits of Queen Elizabeth a couple of years ago. In this 240 page book, with over 100 photographs, the stories are brief and the photographs fairly small, though well reproduced.

Events and people she's photographed include Richard Nixon's resignation, Barack Obama's campaign, a Rolling Stones tour, the portrait session with John Lennon and Yoko Ono the day he was shot, a pregnant Demi Moore, Whoopi Goldberg in a bathtub of milk, Mikhail Baryshnikov, Patti Smith, members of the George W. Bush administration, William S. Burroughs, and Kate Moss. Many of these images are iconic, and for those of a certain age one is brought back to the era in which they were shot. With

a career encompassing photojournalism, portraiture, fashion, and fine art photography, Leibovitz's discus-

sions of the emotional and technical issues she's encountered are more than a little interesting to the advanced amateur photographer.

Leibovitz does address some of the controversy surrounding some of her images, particularly the compositing of the Queen into an outdoor setting. She does not get into the issues that have made the front pages recently, including her bankruptcy and the assignment of her copyrights to her debtors.



Annie Leibovitz At Work lists for \$40, but is available on Amazon for about \$26. It's also available at the Montgomery County Public Library (770.92 LEI). For the Leibovitz fan this is likely a "must buy," but even for the rest of us it is worth the time spent reading her stories and studying her photographs.

What The Duck



© 2009 Aaron Johnson, Used with permission.

Website of the Month

www.photoradar.com/techniques/technique/how-to-photograph-winter

Dave Mullen

Perhaps a bit late for Snowmageddon, this website will provide you with a variety of tips for photographing snow, frost, mist and fog. Based in the United Kingdom, these tips may yet be timely with a few weeks left until the Spring Equinox.



Tim Grey's Digital Darkroom Questions

In yesterday's DDQ you repeat the standard instruction to fill the overlay layer with 50% gray [for the "dodge and burn" technique]. Since 50% gray pixels have no effect on the image, I wonder why you do that. I've been using this method for some time with the new layer left transparent. Same effect, one less operation.

Tim's Answer: You're absolutely correct that whether or not you turn on the "Fill with Overlay-neutral color (50% gray)" checkbox when you create the new layer for dodging and burning, the effect will be exactly the same in the image. As a result, it is completely unnecessary to turn this checkbox on from the perspective of utilizing this technique. However, I still strongly recommend turning it on when using the dodge and burn method I discussed in yesterday's DDQ email.

The reason is that having the layer filled with 50% gray makes it much easier to review the "Dodge & Burn" layer later should that become necessary (or merely helpful or instructive). If you leave the checkbox

turned off, the new layer you create for dodging and burning will appear with a gray and white checkerboard pattern (though you can change the colors for this checkerboard pattern in Preferences if you like). When painting with black or white at very low opacities for the dodge and burn technique, it isn't very easy to see your paint strokes against this checkerboard pattern. However, if you fill the layer with middle gray first, your paint strokes are very easy to see. I'll admit that it isn't very often that I need to review my dodge and burn layer directly (which can be done quickly by simply turning off the "eye" icon for the Background image layer), but I do review it enough that I find it worth spending that extra fraction of a second turning on the extra checkbox. I generally review the "Dodge and Burn" layer directly when something doesn't look quite right in the image and I'm trying to figure out what the problem is, or when I return to an image later and want to see specifically (and more clearly) which areas were affected.

Having said that, if you never need to review the "Dodge and Burn" layer there's no real advantage to turning on the checkbox in question. But I still recommend turning it on as a "just in case" measure, so you can see your paint strokes more clearly should you ever have the need.

News You Can Use

Full Moons

Date	Moonrise	Moonset
March 29	7:24 pm	6:48 am
April 28	8:37 pm	6:32 am

Sunrise and Sunset

Date	Sunrise	Sunset
March 1	6:41 am	6:01 pm
March 15	7:20 am	7:15 pm
March 31	6:54 am	7:31 pm

Times are for Washington DC. www.timeanddate.com

© 2009 Tim Grey, Used with Permission



Cabin in the Woods, Scott Shoreman



Glenn Echo Curve, Bob Catlett

PSA News

Michael Koren, PSA Representative

Beginning this January members can access the *Journal* online from the main PSA website. Now it's easy to get an electronic version so you can search and link to websites directly from the *Journal*.

PSA members receive a 30% discount on Trek-Tech products as a benefit of membership. Trek-Tech designs innovative photo gear for people that enjoy nature, travel and sports photography. Go to <http://www.trek-tech.com/> for more information. Members will need to log on to the PSA site first to obtain the promo code.



Moonlit Arch , Beth Koller

Deal of the Month **A Free Photography Book !** ***Photographic Therapy* by Rolando Gomez**

Hard to believe , but Rolando Gomez, a well known glamour photographer who has several titles published by Amherst Press, is giving away a free PDF book at www.freephototheorybooks.com. The eBook, titled *Photographic Therapy*, deals with ways that the skilled portrait artist can help a subject overcome negative self images. There are glamour type examples throughout the book, so be forewarned. The 105 page book is not intended to make a photographer into a therapist, but it is an interesting take on the power of photography to help people change the way they see themselves.

Photoshop Tip of the Month **Smart Filters**

The Smart Filter works like an adjustment layer works; it places the filter in a separate layer that you can edit, and later change, nondestructively. To use Smart Filters, you must start by turning your content into a Smart Object. Control-click (PC: Right-click) on the layer that contains the content you want to edit, and select *Convert to Smart Object*. You can then go to the Filter menu and apply almost any filter you would like. When the filter is applied on the Smart Object, you will see a sublayer in the Layers panel that contains the Smart Filter. By double-clicking on the Smart Filter, you can go back and make any adjustments, or just hide it by clicking on the Eye icon. A few filters cannot work as Smart Filters: Extract, Liquify, Pattern Maker, and Vanishing Point.



High Speed, Michael Tran

Calls for Entry

Maryland Federation of Art: Juried National Artful Photography Show. An open-juried competition of images created in any form of photography. Works selected will be on exhibit in the MFA's Circle Gallery, 18 State Circle, Annapolis, Maryland from May 19 through June 13, 2010.

Images created via any form of photography will be accepted for consideration (i.e. film, digital, unaltered shots, alternative process, mixed media, digital manipulations, montages, photograms, etc.), so long as part of the image is photographically based.

Deadline: March 12. www.mdfedart.org

Center for Fine Art Photography

Current Calls for Entry

[Animalia](#) Deadline: March 16

[Consumption](#) Deadline: April 13 www.c4fap.org

MPLS Photo Center

Landscapes: Unfeigned or Illusory

Deadline: March 8

www.mplsphotocenter.com/exhibits/callforentries

Barrett Art Center

23rd Annual National Juried Exhibition

Deadline: March 1

www.barrettartcenter.org/pdfs/photoworks_prospectus_2010.pdf

New Images of Age and Aging Photography Contest

Theme: Age and Aging. Deadline: March 12

www.artae.de/popup/fotowettbewerb.html

Images 2010: Central PA Festival of the Arts

Entry Deadline: March 26 www.arts-festival.com/images

EPSON International Pano Awards.

Dedicated to the art of panoramic photography.

Categories: Open, Nature, The Built Environment.

Deadline: April 30 www.thepanoawards.com/

Friends of the Earth International Photo Competition

Deadline: April 1

www.foei.org/en/get-involved/photo/fifth-annual-photo-competition

2010 Habitat World Photo Contest

Images that communicate something vital about the organization's life-changing work.

Deadline: April 11

www.habitat.org/hw/photo_contest/2010/

TBM "Signs of Love" Photography Contest

Deadline: March 19

www.terabellamedia.com/contest/

Women's International Juried Photography Exhibition 2010 Deadline: March 5

www.1212galleryva.com/1212gallery/call-for-entries.html

The 2010 Qatar Airways Photographic Competition

Theme: Joy of Travel Deadline: August 31

<http://forum.australiantravel.co.uk/page/photo-competition>

2010 Windland Smith Rice International Awards

Categories: Animal Antics, Art in Nature, Birds, Camera Club, Creative Digital, Environmental Issues, Weather, others. Grand Prize: a "Yellowstone in Winter" photo workshop. Deadline: April 5

www.naturesbestphotography.com/contest2/entry_1.php?cid=118

The Great Outdoors Photo Contest

Theme: Outdoor locations from around the world

Prizes: Grand Prize : \$1,500 cash and publication in Outdoor Photographer. Deadline: April 8

www.outdoorphotographer.com/photo-contests/the-great-outdoors.html

University of Notre Dame Photography Gallery

Deadline: April 1 for exhibition in the Photography Gallery during 2010/2011 academic year. Contact:

Martina Lopez, mlopez@nd.edu, 574-631-7652

16th Annual Juried Exhibition Show: Arthur Griffin Legacy Awards, Griffin Museum of Photography

Deadline: March 31. www.griffinmuseum.org

Contact: Frances Jakubek, frances@griffinmuseum.org

Worldwide Photography Gala Awards: The Robert Cornelius Portrait Award.

Categories: Portrait, People, Figure and Nude, Documentary, Alternative processes, Digital Manipulation, Performing Arts, Self Portrait.


Deadline: April 25 www.thegalaawards.com

Ebb & Flow: The cycle of change.

Must use "low-fi camera" (i.e. Holga, pinhole, etc).

Deadline: March 13,

http://lightleaks.org/index.php?option=com_content&view=article&id=65&Itemid=67



Florida Sunrise, Bob Catlett



Joy Of The Evening, Michael Tran

Call For Articles and Photos

- ♠ Have a tip to share with your fellow photographers?
- ♣ Know a good place to shoot?
- ♥ Took a nice trip?
- ♦ Using an interesting piece of software?
- ♠ Buy a new lens?
- ♣ Know of a good deal?
- ♥ Have a recommended podcast?
- ♦ Attended a good workshop?
- ♠ Seen a good exhibit?
- ♣ Won a ribbon at last month's competition?
- ♥ Want to be a published author?
- ♦ Want to make your newsletter editor's life just a little bit easier?

Articles and photographs are always needed for the *Cable Release*! You enjoy reading it... how about sharing a bit of yourself with the club? The *Cable Release* can only be as good as you help make it! SSCC members should email articles and photos to dave@nora-school.org. Don't worry, spelling will be checked and edited before going to press!

Competition Entry Formats

For Projection (Please see details in this issue)

JPG File Format, 1024 pixels wide (MAX) by 768 pixels tall (MAX), sRGB color space, 500 KB max size, correct file name format.

File Name: **Class~Maker's Name~Image Title.jpg**

Example: **Nov~Tom Jones~Washington Landscape.jpg**

The tilde ~ character separates 3 fields of the file name.

Class – Nov or Adv

Maker's Name – spaces allowed, use the same name throughout the year.

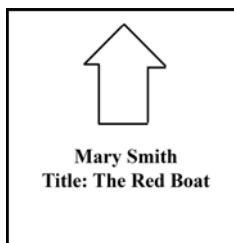
Image Title – spaces allowed, no commas.

Submissions by **e-mail only** to:

SSCCphotography@Yahoo.com

Deadline: Midnight 1-week before competition

For Prints



Mark the **BACK** of the matte with photographer's **name** and **title** of the image and an **arrow** indicating the print's correct orientation

Silver Spring Camera Club Membership Form 2009-2010

Name: _____ Spouse/Partner's Name: _____

Street Address: _____

City: _____ State: _____ Zip Code: _____

Phones - Home: _____ Work: _____ Cell: _____

Email Addresses: _____

Membership rates:
Individual \$45
Student or Spouse \$35
Family \$65.

Dues cover the club year from September through May. After January 31, dues for the remainder of the club year for new members are \$35; dues for spouses and students remain at \$35.
Make checks payable to the *Silver Spring Camera Club*, and mail to:

SSCC, P.O. Box 2375, Wheaton, MD 20915-2375, or simply bring your check to one of our meetings.

For all questions about the club, contact Membership Chair MyPhuong Nguyen at mpnguyenfoto@yahoo.com

SSCC Calendar


March 2010

- 4 Speaker: Betty A. Moore
Digital Entries Due by Midnight
- 11 Competition: Texture
- 18 Third Thursday: Books & Exhibitions
- 24 Cable Release Article/Photo Deadline

April 2010

- 1 Speaker: Mark Regan
Digital Entries Due by Midnight
- 8 Competition: Open
- 15 Third Thursday
- 24 Cable Release Article/Photo Deadline

**THE CABLE RELEASE SUBMISSION DEADLINE
is the 24th of each month.**



Ducks on Ice, Carl Brandt



Silver Spring Camera Club
PO Box 2375
Wheaton, MD
20915-2375

First Class Mail