



Cable Release



Planting Time, Bob Peters

Quote of the Month

"I hate cameras. They interfere, they're always in the way. I wish I could just work with my eyes alone. To get a satisfactory print, one that contains all that you intended, is very often more difficult and dangerous than the sitting itself. When I'm photographing, I immediately know when I've got the image I really want. But to get the image out of the camera and into the open, is another matter."

- Richard Avedon

SSCC Officers and Chairs 2008-09

President	Bill Rau
Vice President	Bob Catlett
Treasurer	Jerry Fath
Secretary	Angelique Raptakis
Director	Norm Bernache
Director	Stan Klem
Director	Jim Rogers
Cable Release	Dave Mullen
Competition	Michael Koren
	Michael Tran
Programs	Stan Klem
3rd Thursdays	Beth Koller
Membership	MyPhuong Nguyen
Field Trips	Bob Catlett
Historian	Norm Bernache
PSA Rep.	Vacant
Web Site	Craig Callan
	Mario Ramos

E-mail addresses and phone numbers for officers are available on request. Please contact MyPhuong Nguyen at mpnguyenfoto@yahoo.com.

The *Cable Release* is published ten times each year, September through May plus Summer, for members of the Silver Spring Camera Club. All rights are reserved but excerpts may be reprinted without permission provided proper credit and prior notification is given. SSCC is a nonprofit organization dedicated to the advancement and enjoyment of photography. Visitors and prospective members are welcome.

Membership is open to all persons interested in photography. For more information, contact MyPhuong Nguyen at mpnguyenfoto@yahoo.com.

Submissions for the *Cable Release* should be directed to Editor, *Cable Release*, at dave@nora-school.org

SSCC Website www.sscphotography.org
Temporary Storage www.nora-school.org/sscc

The Silver Spring Camera Club has been a member Club of the PSA since the club was founded in 1950. For information regarding the benefits of a PSA individual membership and for PSA sponsored activities, please contact our Club PSA Representative.



Inside this Issue

- 3 President's Column
- 4 Upcoming Programs
- 5 HDR Book Review
- 6 Workshop Report
- 8 Competition Results
- 10 Field Trip Photo Report
- 12 New Member Profile

SSCC Meeting Location

All three major monthly meetings for this Club Year will be held at the Marvin Memorial United Methodist Church at Four Corners in Silver Spring.

Directions:

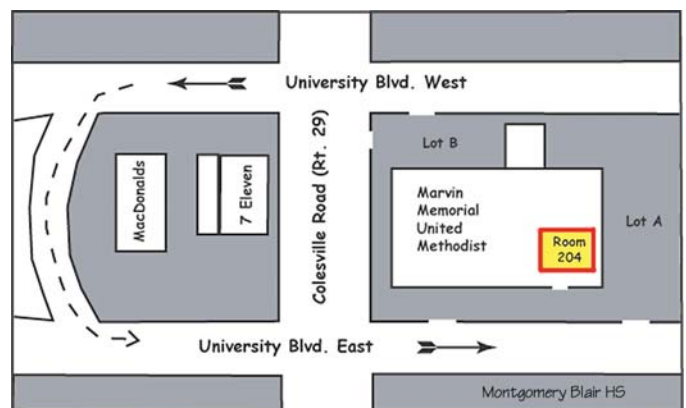
From downtown Silver Spring: go north on Colesville Road (Rte. 29); take a right onto University Blvd. East; then left into the church parking lot A.

From College Park/Takoma Park: take University Blvd. West. As you approach Rte. 29, move to the far left lane and turn left into church parking lot B. Or pass through Rte. 29 intersection and turn left at the loop just past McDonalds. Proceed on University Blvd. East, pass through Rte. 29 intersection, and quickly get in the far left lane and enter into church parking lot A.

From points north of Four Corners: proceed south on Rte. 29 and turn right onto University Blvd. West, move into the far left lane and turn left at the loop just past the McDonalds. Proceed through the Rte. 29 intersection, and turn left into church parking lot A.

From Wheaton and points west of Four Corners: go east on University Blvd. Pass through Route 29 intersection and turn left into parking lot A.

Wherever you park, walk to the southeast corner of the Church and enter Room 204.



**Meetings on the first and second Thursdays
begin at 7:30 pm**
Third Thursday Workshops begin at 7:00 pm

President's Column

Bill Rau



As I approach the end of my second term as president of Silver Spring Camera Club, I've been thinking about what has changed in the past two years. When I took office, I had several ideas that I hoped the Club would pursue: becoming more involved photographically with our local communities; engaging more members in Club activities; and finding different ways to run

competitions. Here's what I see has happened.

Collectively or as individual members, we've been involved in about ten exhibits this year, all within our local communities. Last September, the Club again hosted a booth at the Magical Montgomery arts fair in Silver Spring, where we talked about the Club to over 100 people. These exhibits have elevated awareness of the Club throughout Montgomery County and, I'm sure, drawn people to visit or join us.

I'm pleased to see more members taking an active role in running the Club. Beth Koller, Dave Mullen, and Craig Callan have been especially active in providing new energy and creativity to our activities. Our Club workshops are very popular for providing practical knowledge about photography. They attract both new members and visitors from other camera clubs.

Newer members are creating impressive images and more established members continue to inspire and challenge us all with their photos. Competitions have been more intense and the range of images more varied. We are poised to begin digital competitions in 2009-10. That is likely to open new ways of seeing our views of the world.

What hopes do I still have for the future of our Club? I still wish the Club could link with one or more community groups and serve their photographic needs. Do you know any non-profit organization or start-up for-profit businesses that could use some publicity photographs or training of staff or clients? To me, that would be a big contribution that the Club can make.

I would like to see more members include their images in our Club exhibits or create their own exhibit. Carl Brandt regularly reminds us about the exhibit space at his church, and many other spaces can be found in Silver Spring and beyond.

Also, I continue to feel that some diversity in how we run competitions can enhance the overall experience for all members. I've suggested competitions where captions are included with presented images to give more of a context to each image. Another idea is competitions that include three to six images to

form a story. I'm sure other approaches are possible.

What keeps the Club thriving is the range of activities we offer to all members. We do a good job, but new ideas and perspectives will continue to enhance our common photographic interests. I will continue to enjoy in the years ahead being a part of our ever-evolving set of activities.

Editor's Corner: Kibbles and Bits

Dave Mullen

No overarching theme this month, as I've got lots of bits and pieces to address from last month.


First, thanks for all the kind comments about the first issue of the "new" *Cable Release*. Ultimately, our newsletter can only be as interesting and useful as the ideas and photos that you and other club members submit. Thanks to all who've contributed to this issue.

Picking up the mentoring challenge laid down by our fearless leader last month, I've boldly put myself out there as a resource on a variety of topics. If you're willing to add yourself to the list, please let me know. For those inclined to contact a mentor, please be respectful of folk's time (i.e., no calls after 9:00 pm... or before 9:00 am on the weekend!) and limitations (we don't know everything). I think that having mentoring resources can be incredibly valuable to us as members, but again, only if we all contribute in some way.

In response to several questions I've included photo submission guidelines for the *Cable Release*. My goal is to provide you with a "print worthy" newsletter, so the photo guidelines are written with that in mind. Lower resolution files will work just fine for the computer screen, but may break up a bit in printing, depending on how much they get resized.

For those who read the *CR* online, I've created hyperlinks directly to the sites to which I refer. It makes the pages look a bit more "reddish" but it makes connecting simple if you're reading online. Any text that is red and underlined should connect to a website or an email. Please let me know which you prefer... do you like to link directly, or is the page too busy with red text.

Thanks to the SSCC I had lots of opportunities to see some great photography over the last month, from the Club exhibit at Kentlands to the Meadowlark Photo Expo to the Competition Night at our club meeting. Seeing all this fine work has certainly raised the bar for my own photography. Another month, another issue! Please send along comments, suggestions, articles and photos to dave@nora-school.org.



Guest Speaker-April 2nd

Michael Stewart

Foto Tech-Top 12 Technologies for Photographers

Our guest speaker for April, Michael Stewart, is a digital photography expert of more than 20 years experience. He

shoots commercially and works on technical publications. He is the technical editor of a book on Digital Asset Management for Photographers, and The Universal Photographic Digital Imaging Guidelines (UPDIG). His Photography Technologies blog can be viewed at foto-tech.com.



Michael's eye-opening presentation will outline 12 of the most intriguing technologies in photography today. Photographers will see how technology is rapidly changing photography. The presentation will show how computers can combine images to extend capabilities beyond what a single lens and sensor can produce. The 12 technologies Michael will discuss are Computational Imaging, HDR Imaging, Image Stitching, Vibration Reduction, Synthetic Depth of Field, Geotagging, Metadata, Content Recognition, Wireless Transmission, Live View, Parametric Image Editing, and the DNG File Format.

You can learn more about Michael at his website, www.stewartimage.com and his blog, www.foto-tech.com

Field Trip-April 4th

National Shrine

Bob Catlett

Due to Holy Week in the Catholic Church, this month's Field Trip has been moved up to April 4. Why does Holy Week matter? Because the April Field Trip is to the National Shrine of the Immaculate Conception on Michigan Ave. at North Capitol Street! Arrangements are being made so that tripods can be used to shoot the beautiful mosaics, stained glass, altars, and organs. As always, meet at the Giant Food parking lot located at Arliss Street and Flower Avenue, Silver Spring, MD at 9:30 am.

Competition Night-April 9th

Topic: Open

Judge: David W. Powell

Dave Powell has more than 30 years' experience using media to tell stories that illustrate and bring life to the high-impact, high-visibility, high-pressure, and fast moving worlds of business, schools, museums, and government. His work can be seen at www.davidwpowell.com/

Making images has been an important facet of his work life since 1964. He has made over 50 short films and created the biggest slideshows The National Gallery of Art has ever done. Among his work is *Treasure Houses of Britain* and *In Search of Alexander*, along with *Black Georgetown Remembers*, which runs nationally every February. He has produced shows for USIA, the FAA, the Paris and Farnborough Air Shows, the CIA, Library of Congress, National Archives, and the 1982 World's Fair.

Third Thursday-April 16

Filter Fantasy

Beth Koller

Please Note the 7:00 pm Start Time!

(6:45 PM for those bringing group equipment)

The April *Third Thursday* workshop will enable you to explore your wild, creative side with filters. Several workstations will be set up so everyone can participate. Members should bring cameras with macro lenses and/or close-up lenses, tripods (floor and table-top), and polarizing filters. We are also looking for folks with "P" type Cokin filter holders and/or light boxes. Please let Beth Koller know if you can provide these items ASAP so that the number of workstations can be planned.

For those who have had the chance to read and digest Fred Schirrmacher's extensive handout on the hyperfocal distance, depth of field, and circles of confusion and who want to get another chance to practice, we will have the numbered test range set up. The ExpoAperture teaching disk will be available. Bring your camera and a standard lens.

Upcoming Third Thursdays...

Test Drive: Kodak has developed a new print film, Ektar 100. Reportedly, it has good color without over saturation as well as a fine grain. Its emulsion structure

(Continued on page 18)


Book Review

Craig Callan

Complete Guide to High Dynamic Range Photography

by Ferrell McCollough, Lark Books 2009

HDR is the new Zone System – everyone has tried it, but few have mastered it. Any system that promises to provide greater highlight and shadow detail is worth learning to do well, and Laurel photographer Ferrell McCollough makes that easier with this useful book. He reviews equipment, techniques, and software for HDR imaging. Step by step tutorials explain the mysterious controls of popular HDR software. A section on shooting for HDR shows how to analyze a scene to plan an exposure sequence. He discusses how to handle difficult subjects such as moving water, and special techniques like using HDR software to combine images made with flash from different angles to create the effect of multiple flash.



Because a good photo book should inspire as well as inform, McCollough ends each chapter with a gallery of photos from different photographers working in HDR, so you can see various approaches to this wide subject. Each has a unique vision, and coupled with McCollough's own masterful images, the book is guaranteed to get your creative mojo moving.

I rate this book three tripod legs – informative, inspirational – and inexpensive!



I myself have tried using Photomatix Pro to make HDR images, with mixed results. My attempts often increased noise rather than reducing it, and sharpness suffered. A short browse through the

book helped me to realize my mistakes in both exposure and software settings, and I was able to make the image shown the weekend after reading the book. The \$16.47 price at www.Amazon.com was money well spent for this valuable lesson.

Member News

Chuck Bress has an exhibit at Penn Camera in Rockville. His “*Grate Life*” project is showing in the Penn Camera Gallery showroom. An artists reception was held on March 20.

Mario Ramos was awarded the prize for *Outstanding Community Photo* by the National Association of Hispanic Publications. Mario's photos appear in *El Tiempo Latino*, a weekly newspaper published in the DC metro area by the *Washington Post*, with a readership of over 100,000. A story about the award was in the March 23 *Washington Post* and can be seen at www.washingtonpost.com.

Angelique Raptakis had three photographs juried into the Meadowlark Nature Photography Expo Photo exhibit. A total of 225 photos were selected from well over 1,000 photographs submissions from six Virginia camera clubs.

Angelique also had two photographs juried into the North Bethesda Camera Club's exhibit, “The Seasons,” during the month of March.

One of her photographs was juried into the exhibit, “How You See It,” at VisArts' Kaplan Gallery, on display through May 10, 2009.

Places: Brunswick, Maryland

Dave Mullen

Last August I stumbled upon the Worldwide Photowalk organized by Scott Kelby and the National Association of Photoshop Professionals

(www.photoshopuser.com). Too late to register for one in locally, I found myself on at the *Beans in the Belfry* coffee shop in Brunswick MD on a Saturday morning. Having never before participated in a



Photowalk, I had no idea what to expect. In fact, a Photowalk is much like one of our SSCC Field Trips, with a group of photographers wandering around an area for a prescribed time followed by food and fellowship at a nearby eating establishment!

Absent the call of a Photowalk, Brunswick MD is not a

place I would have visited. It turned out, however, to be a charming little town full of photographic possibilities. I was also able to meet many photographers with whom I never would have come in contact. In keeping with the character of the town, I ended up heavily manipulating several images trying for a “Norman Rockwell” feel. All in all, it was a most pleasant way to spend a late August Saturday.

On April 18 there will be a Photowalk in Harrisburg, PA (www.photowalk.com), about a two-hour drive up Route 83 or 15 to 76. Having spent parts of

several days in nearby Carlisle (where I send hefty tuition checks), I’m eager to see the state capital of Pennsylvania, and this Photowalk might be just the chance. Shooting with local photographers who know the town, there’s a better than even chance I might even walk away with a few “keepers”!



March Workshop Report

Beth Koller

Optics Guru Leads Club Members Out of the Circles of Confusion

More than thirty people gathered for the March 19 Third Thursday workshop, including several visitors from the Gaithersburg Camera Club. Fred Schirmacher gave an introductory talk on depth of field, explaining that cinematographers are the real experts in depth of field in the way they use selected depth of field to give a distinctive feel to movie productions. Such work was traditionally done by measuring distances and making mathematical calculations

for focus. Fred discussed how light travels through a lens and the construct of “nodes.” He prepared a depth of field guide (30 paper cut-outs rotating on tacks) derived from a Rodenstock camera, and an extensive handout (for which he can provide citations) explaining how depth of field is related to focal length and the ability to discriminate between different angles. This concept of “zones of confusion” may have included several audience members! Fred showed several pictorial examples that reflect his interest in

(Continued on page 15)

Calls For Entries

Baltimore Sierra Club

Wonders of Nature around Baltimore

Application Deadline: April 30

Information: <http://maryland.sierraclub.org/baltimore/SierraClubFlyer.pdf>

Nature's Best Photography

Windland Smith Rice Awards Contest

Deadline: May 4

Info: www.naturesbestphotography.com

Photoworkshop.com Digital Imaging Contest

Two categories, lightly and highly manipulated.

Deadline: May 1

Info: www.photoworkshop.com/digimage_contest

Center for Fine Art Photography

Works of Man, Deadline April 9

Documentary, Deadline May 12

Info: www.c4fap.org

Grand prix international de photographie de Vevey

Deadline: April 30

<http://www.images.ch/2010/en/>

Macro World

Picture This!, Shutterbug Magazine, 1419 Chaffee Dr. Suite #1, Titusville, FL, 32780. No electronic submissions, send prints only, 4x6 to 8.5x11. Deadline May 15. Info in April issue of Shutterbug.

Introspective Images II

Juored show: This show will challenge artists to reveal their inner feelings, emotions, and thoughts through any media they choose. Deadline: April 28

Info: www.capitolartsnetwork.com

Nora School Photography Festival

For students in grades 6-12. Deadline: May 18.

Info: www.nora-school.org/NoraPhotoFest.htm

Timeless

2009 Visual Arts Consulting/ArtPerk.com National Juried show. Deadline: July 15

Info: www.visualartsconsulting.com

(NU)Erotic Or... Why Does Love Make Us All So Crazy?! Deadline: April 17

Info: www.visionstattoogallery.com/artgallery_a.html

GSA Art in Architecture See description on page 14. Deadline: July 31, 2009 www.gsa.gov



Three Fisherman, Li River, Bob Peters

2008-09 Competition Topics

September	Open
October	Nature
November	Portrait
December	Open
January	Photojournalism
February	Open
March	Travel
April	Open
May	Macro/Close Up



Before Performing, MyPhuong Nguyen

March Competition Results: Travel

Judged by Mary Ann Setton

Advanced Color Prints: 20 entries; 10 entrants

- 1st – Bob Peters Planting Time
- 2nd – Bill Rau Early Traveler
- 3rd – MyPhuong Nguyen Selling Flute
- HM – Bob Peters 3 Fisherman Li River
- HM – Pat Bress Maine Lighthouse

Novice Color Prints: 20 entries; 11 entrants

- 1st – Lynn Lilley Grandfather & Child,
Kochkor, Kyrgyzstan
- 2nd – Tom Bancroft The Perfect View
- 3rd – Dave Mullen Brunswick MD
- HM – Jim Auerbach Sunrise, Monument Valley
- HM – Jim Auerbach Top of the Food Chain,
Botswana, Africa

Advanced Mono Prints: 14 entries; 7 entrants

- 1st – Bill Rau Fence line
- 2nd – Chuck Bress Church Near Albuquerque
- 3rd – Beth Koller Taos Pueblo Churchyard
- HM – MyPhuong Nguyen Before Performing

Novice Mono Prints: 15 entries; 8 entrants

- 1st – Lynn Lilley Herding Yaks, Kyrgyzstan
- 2nd – Michael Tran Visitor
- 3rd – Lynn Lilley Rearing Horse, Kyrgyzstan
- HM – Jerry Fath Ship Deck
- HM – Michael Tan Long Hair

Combined Projected: 16 entries; 6 entrants

- 1st – Michael Tran Night Life at Watertown
- 2nd – Craig Callan Dusk, Monument Valley
- 3rd – Chuck Bress Cathedral Provence
- HM – Beth Koller Kimono and Fan
- HM – Elisa Frumento Proposing



Long Hair, Michael Tran

April Competition Theme
Open
Definition: Open



Herding Yaks, Lynn Alleva Lilley



Visitor, Michael Tran



Dusk, Monument Valley, Craig Callan



Night Life at Watertown, Michael Tran



The Perfect View, Snaefellsnes Peninsula, Iceland, Tom Bancroft




Kimono and Fan, Beth Koller



Top of the Food Chain, Chobi National Park, Botswana Jim Auerbach

Scenes from the March Field Trip to the Washington Cathedral

Photos by Bob Catlett



Classes and Workshops

Penn Camera High Dynamic Range (HDR) Workshop with Chris Alvarez, April 19, 2009, 10:30 am – 5:00 pm Limited to 15 people.
Info: www.penncamera.com/store/item.asp?ITEM_ID=10169&DEPARTMENT_ID=504

Penn Camera Free Mini-Seminars at Rockville, Tysons, Laurel, Pikesville, Springfield.
FREE - No registration necessary!
April 9 - Macro Photography "May Flowers"
April 23 - Off Camera Flash
May 7 - Portrait Photography
May 21 - Low Light Photography
For more information: askchris@penncamera.com

VisArts with Nikhil Bahl.
Outdoor Photography, April 17, 18, 21, 7pm-10pm
Info: www.visartscenter.org

Glen Echo Park Photoworks
Narrative Photo: The Picture Story with Frank Van Riper. Thursdays, April 2-May7, 7-10pm
Field Trip to the National Building Museum, April 19.
Field Trip to National Gallery East Wing, April 26.
Info: www.glenechopark.org

Washington School of Photography
Intro to Digital Imaging begins April 4 or 7;
Adobe Lightroom Overview, April 8, 7-10 pm;
Night Photography, April 1, 8, 7-10 pm;
Intro to Nature, April 11-12, 8 am—4 pm;
On-Camera Flash Techniques (taught by last fall's journalism speaker Sam D'Amico) begins April 22;
Photojournalism with Sam D'Amico begins April 30;
Darkroom Fine Art Print, begins April 6;
Food Photography, April 4-5, 10am-4:30pm;
Info: www.wsp-photo.com

Corey Hilz Nature Workshops
Charleston, SC, April 2-5
Info: www.coreyhilz.com

Joseph Rossbach Landscape Workshops
Great Falls, April 4-5
Great Smoky Mountains, April 17-19
Info: www.josephrossbach.com

Colleen Henderson Printing on Canvas
April 4-5 Info: www.colleenhenderson.com

Photo Safari at Strathmore with David Luria \$15
Monday, April 20
Info: www.strathmore.org/eventstickets/calendar/view.asp?id=3700



Fence line, Bill

Still Collecting Old Cameras

The Washington School of Photography is going global with a call to all photographers in the Mid-Atlantic region to donate their used film and digital cameras to the “Cameras for Kids” campaign.

Not sure what to do with that camera sitting around collecting dust or the camera you think is obsolete because you just upgraded? No camera is obsolete in the developing world! Donate your used camera to the Washington School of Photography, and we’ll find a new home for that camera in the hands of a child in a developing country. Any working camera will do – from the oldest digital point-n-shoot and digital SLR cameras to film SLR cameras of the 1950s.


“Photography students around the world have the skills, knowledge and desire to learn more about photography. But, without a camera, all efforts are futile,” said WSP Academic Dean Missy Loewe. “With our Cameras for Kids campaign, we’re aiming to extend the art and knowledge of photography into underdeveloped areas of the world.”

“The Washington School of Photography will deliver the cameras and equipment to targeted schools in under-developed countries,” Loewe added. “Along with the cameras, we’ll also provide the students with details about the areas from where the cameras were donated, so there’s also a geography lesson and social studies aspect to this program.”

Individuals are encouraged to drop-off their used (but still working) cameras in person, or deliver them by US Mail, FedEx or UPS to:

The Washington School of Photography
4850 Rugby Ave.
Bethesda, MD 20814
or to
The Nora School
955 Sligo Ave.
Silver Spring, MD 20910

The Washington School of Photography will accept camera bodies, lenses, filters, batteries, chargers, accessories and camera bags. WSP will provide you with a record of your donation for tax purposes.



© 2009 Aaron Johnson, Used with permission

Second-to-Last Call Club Call for Yearbook Entries

SSCC to Make Its Publishing Debut

Want to see your name in lights? Well, SSCC is a little short on marquee space, but it will offer YOU the chance to be published! For our May workshop, we will assemble a yearbook of photographs to showcase SSCC members' work. Current members should submit one or two images along with photographic and location text. These images and information should be submitted to Dave Mullen by May 12 so that a walk through demonstration of the necessary steps and actual printing of the book can occur at the meeting. If members have images and information from workshops and field trips they are encouraged to submit these for a separate book. Our SSCC Yearbooks will be used at the Fall *Magical Montgomery* event in downtown Silver Spring and at other arts fairs to promote the club and its members. If there is time, Dave will present other book preparation options.

Submission Requirements:

Mono or Color
sRGB color space
Maximum 10 inches on longest side
Minimum 200 ppi resolution
JPG format

Filename format:

Which Book (IB, WS, or FT) for Image Book,
WorkShop, or Field Trip.
of image (1 for 1st choice, 2 for 2nd choice)
Name of Photographer
Title of Image

Sample: **IB-1-DavidMullen-UpAndIn.jpg** means
Image Book, 1st Choice, Photographer's Name, Title



Up And In, David Mullen

New Member Profile

Lynn Alleva Lilley

As far back as I can remember, other cultures and languages have been a fascination for me. Indeed, my professional career in business development has been with companies and organizations that do work internationally, which is no accident. About 12 years ago I started thinking about documentary films and then photography.

Photography remained an interest, but when my husband was offered a job in Kyrgyzstan, Central Asia, I decided to get serious about it and set up my own projects that would help me understand this new culture.

With my husband and our 18-month-old twin boys, I set out on our adventure and ended up living in Bishkek, the capital of Kyrgyzstan, for 3-1/2 years. I did not speak Russian and decided to learn it so I could communicate with the people I wanted to photograph. I can remember the nervousness in certain "uncertain" situations and the intimidation and excitement of using a digital camera. The richness of the experience from working with ethnic Russian babushkas who pleaded that they "do not want to be forgotten," to political protesters determined to fight for their cause, I felt, could not be matched. Photographing the place and the people was indeed more than peering through a window into their lives. It afforded me the opportunity to share experiences and helped me to understand how different contexts affect who we are.



Grandfather and Child, Lynn Alleva Lilley

Travel photography is of primary interest to me, although because of my strong interest in how composition can affect meaning in photography I can see broadening into other genres. In particular, I am looking into promoting international organizations' missions through photographic projects. I am so happy to have found the SSCC right around the corner and look forward to having long talks with members about their approach, technique, and interests. That first competition just blew me away. I thought we would submit photographs and then wait a week for the results. Little did I know that we would get to see all the photographs and a critique on the spot from such highly qualified judges. I literally could not get to sleep that night because of all the wonderful images and questions I had flying through my mind. Thank you SSCC!



“Views of our Environment” Exhibit at Kentlands Mansion Angelique Raptakis, Exhibit Coordinator

The opening reception of the SSCC exhibit, “Views of our Environment: Nature and Travel,” was held on March 3, 2009 at Kentlands Mansion. Gallery Director Natalya Parris did a wonderful job in arranging our pieces in this spacious and beautiful space. The reception was accompanied by classical music performed by award winning, young pianist, Karen Kong. SSCC members and guests were present to view the 48 photographs on display, and special guest, Michael A. Sesma, City of Gaithersburg Council Vice President, spoke with many of the photographers about their pieces. Thank you to all the participants involved who made this a successful show!



Photos by Craig Callan, Bob Peters, and Angelique Raptakis

Comic Relief Show Coming May 21

Folks with a penchant for the absurd will have a chance to demonstrate their prowess at an upcoming *Third Thursday*. There will be two categories: “*Funny Signs*” and “*Humorous Situations*”.

The number of entries per participant is unlimited. Entries should be matted prints approximately 8x10 inches. Entries should be submitted by May 14 so that a ballot can be prepared. Audience members will receive ballots for voting the evening of the contest. Ribbons will be awarded to the top three finishers in each category. The categories will be combined if there are only a small numbers of entries. More ribbons may be awarded if there are large numbers of entries.

Art-In-Architecture Artist Registry

The General Services Administration (GSA) Art in Architecture Program commissions the nation's leading artists to create large-scale works of art for new federal buildings. These artworks enhance the civic meaning of federal architecture and showcase the vibrancy of American visual arts. Together, the art and architecture of federal buildings create a lasting cultural legacy for the people of the United States. Deadline: July 31, 2009
Information: www.gsa.gov , type "art in architecture" into the search bar in the upper right hand corner.

Help Wanted

President: for SSCC, provides leadership for club and encouragement to its members. Includes leading business announcements at each meeting, preparing and facilitating board meetings, and contributing his/her skills to the overall functioning of the Club. Comes with Marine Band and cool limo.

Vice President: for SSCC, provides aid and support to the President and the Club, stands in for the President at meetings when necessary, and organizes the Year-End banquet. May need to attend overseas funerals.

Writers: for *Cable Release*, send article or article proposal to dave@nora-school.org. No good idea refused.

Photographers: for *Cable Release*, send images to dave@nora-school.org. BW, color, infrared, x-ray.

Mentors: to help new and developing photographers, email expertise and contact info to dave@nora-school.org

Members: of Membership and Mentoring committees. Send contact info to MyPhuong Nguyen at mpnguyenfoto@yahoo.com.



SSCC Mentors Available (lets add to this list)

<u>Topic</u>	<u>Name</u>	<u>Email</u>	<u>Phone</u>
Nikon D80	Dave Mullen	dave@nora-school.org	301-922-3538
Nikon Flash	Dave Mullen	dave@nora-school.org	301-922-3538
B&W Darkroom	Dave Mullen	dave@nora-school.org	301-922-2538
Basic/Int. Photoshop	Dave Mullen	dave@nora-school.org	301-922-3538
<i>Your expertise here</i>	<i>Your name here</i>	<i>Your email here</i>	<i>Your phone here</i>

Image submission suggestions

You may send any image in any size or format for publications in the *Cable Release*, but you will make your editor's life much easier if you follow these suggestions.

Width/Height: 4 inches on the longest side

Resolution: 240 ppi

Format: JPG (best quality, least compression)

Using these suggestions the *Cable Release* should be suitable for printing on color inkjet and laser printers.


Please include *your name* and the *image title* in the filename. First place winners are invited to write a brief blurb about the taking of the photograph.

Article submission suggestions

Articles for the *Cable Release* can be on any photography related topic. It may run the month following submission, or may run in a later issue depending on space availability. Topics might include your member profile, gear review, a magazine review, a camera, flash, or Photoshop technique, places you've shot, why you like (or dislike) it, and how to get there., exhibits you've seen, upcoming exhibits that others might like to see, calls for entries, photolabs, online or local, what you like/dislike , classes and/or workshops you taken. Please submit in Word, WordPerfect, or raw text format without font or other formatting.



Greg Holden



Photos by Beth Koller except where noted

(Continued from page 6)

miniature trains, and a camera and movie equipment that illustrated his teaching points. He even made an easel and brought a paper tablet for the easel so that he could give his presentation! Many thanks, Fred!

This was followed by a short demonstration of the ExpoAperture depth of field calculation disk. Vice President and Field Trip Organizer Bob Catlett served as the Vanna White display model as he held the large teaching version for educational purposes. After selecting a camera format (sensor or film size) and focal length, one can determine the distance from a given starting point for which an image will be in focus for a given f-stop. People tried out their skills on a series of numbered film canisters that stretched out to 18 feet. Many thanks to Greg Holden and Ted Hall who set up the canisters! Please be on the look-out for one of the ExpoAperture diskette sets (2 disks + instruction CD). It appears to be missing. There are still a few sets available for purchase at cost (\$40).



Club Member All Wet, but Camera Remains Dry

Beth Koller, a whitewater paddler, showed some of the equipment that a photographer might use when expecting to get wet, without involving the underwater pressures of diving. Sandy Littlejohn donned a lifejacket for demonstration purposes (no, she was not underwater from the depth of field talk). Beth explained that, when paddling, space is at a premium. In a boat with an enclosed cockpit, a Penguin or Storm hard shell case with gaskets might not be appropriate, though it could be just what's needed on a raft or a rubber pontoon boat from which it would be possible to easily get to shore and disembark for a quick picture, or on which one is riding high enough above the water line to avoid splashing. Light colored cases are desirable to reduce heat build up and to increase visibility. The role that carabiners play in attaching such cases to rafts was also discussed.

For a small point and shoot camera there are dry bags with optical plastic windows into which one can insert a camera.



These cost \$30-\$60. Before purchasing one it's important to check the weakest points: the entry point seal and method used to join the bag edges. Bags that can accommodate zoom lenses (\$75-\$200) are also available, but these will be less tolerant to repeated compression under a life jacket. Dry bags that can fit behind a kayak seat or under a canoe seat range in price from \$50 to \$200. The waterproof capability of such bags depends on the seal of the interlocking lips along the opening and the care taken when rolling the lip-edged strip.

The classic underwater cameras are the Nikonos, which are range-finders and built like tanks, which is an advantage in diving because of the need to compensate for buoyancy. Only the early models were small enough to fit beneath a life jacket, and these lacked light meters. Another popular waterproof camera is the Nikon Action Touch (circa late 1980s). This film camera had gaskets that permitted use down to 30 feet. The optics are superb, but the camera is limited by its central autofocus and its single focal length (~35 mm). The digital Canon G9 camera is small, and offers many creative possibilities with a gasket housing that is suitable for diving while providing complete control over the camera (about \$250). While the G9-with-housing is too bulky to fit under a lifejacket due to the need to

accommodate the zoom, it can be worn on the outside of a lifejacket when rafting. Several participants brought housings from Fuji and Canon and expressed satisfaction with their performance. Several camera makers, including Pentax and Olympus, have very compact waterproof digital cameras with internal zooms. Beth has found that the Optio 30 performs well in sunlight, but less well than 400 ISO film when the weather is rainy, a frequent occurrence when paddling. A recent visit to Penn Camera revealed the introduction of new waterproof cameras by Olympus, Pentax, and Canon, which appear to be sturdier and permit more creative control. Another camera in this class to look for is the Fuji Big Job, which is available in the UK but not the US.

One Less Windows Frustration

Jim Rogers

I've always been frustrated because Windows Explorer doesn't show thumbnails for .psd files from Photoshop, only .jpg's and .tiff's, but I've found a solution: **PSD_Thumbnail_Explorer.zip**.

You can download this file at www.nora-school.org/sscc/PSD_Thumbnail_Explorer.zip

Just unzip the file and follow the simple directions in the Readme.txt file, which include the following steps:

- 1) Copy psicon.dll to C:\Program Files\Common Files\Adobe\Shell—if this folder doesn't exist create it.
- 2) Run Adobe.reg
- 3) You now can view PSD files in thumbnail view within Explorer.



Sunrise, Monument National Park, Utah, Jim Auerbach

Photoshop Tip of the Month

Advanced: Duplicating Smart Objects

When you use the standard shortcut Command-J (PC: Ctrl-J) to duplicate a Smart Object, changes you make to the Smart Object will affect both copies. To avoid this, Control-click (PC: Right-click) on the Smart Object and choose New Smart Object Via Copy. Now the two Smart Objects can be edited separately... ideal for making two Camera Raw edits of the same RAW file.

Exhibits and Events

Looking In: Robert Frank's *The Americans*.

Through April 26. See Bill Rau's reflection in the March *Cable Release*. www.nga.gov/exhibitions

Pulitzer Prize Photographs

Newseum Permanent Exhibit. See Dave Mullen's review in this issue. www.newseum.org/exhibits_th/exhibits/about.aspx?item=PPPG&style=d

Changing Perceptions: Reading the Modern Photo-book, Through April 26. www.nga.gov/exhibitions

Harrisburg PhotoWalk April 18, 10 am. Free. See article in this issue. www.visualrealia.com/VR_PhotoWalks/Home.html

Mirror To The World

Photoworks Gallery, Glen Echo, MD. Sundays and Wednesdays, 1 pm-8 pm. Through April 12. www.glenechophotoworks.org

Spectacular Saturn Photos from the Cassini-Huygens mission. www.nasm.si.edu

Triumph, Tragedy, and Taking Flight: The Photographs of Charles McCarter through April 30. College Park Airport Museum. www.collegeparkaviationmuseum.com

Photographs of the Civil Rights Movement at the Historical Society of Washington. www.historydc.org

Treasures from the Gallery Attic: Vintage 19th Century Photography Rome, Paris, New Orleans. www.kathleenewinggallery.com/exhibition_schedule.html

National Portrait Gallery

Photographic Jewelry through June 21
One Life: The Mask of Lincoln through July 5
Portraiture Now through May 10
Presidents in Waiting through January 3
www.npg.si.edu

African American Gardens of the South through April 19. Photos by Vaughn Sills. US Botanical Garden, Capitol Hill. www.usbg.gov

Soul Rebel: An Intimate Portrait of Bob Marley Govinda Gallery through April 11. www.govindagallery.com

Honfleur Gallery through April 17. "Cross & Ladder" photographic fragments by Darren Smith. www.honfleurgallery.com/exhibitions.html

Observations in an Occupied Wilderness through June 15. American Southwest photographed by Terry Falke. National Academy of Sciences, Keck Center. www.nasonline.org/site/PageServer?pagename=cpnas_home

Puerto Rico: Human Geography through April 10. Art Museum of the Americas. www.museum.oas.org

Great Deals

Washington School of Photography

Used Equipment Sale, Saturday, May 2, 12-4 pm
Items will include 35mm film cameras, tripods, studio props, cords and connectors, scanners, a huge supply of darkroom equipment, flash units, small canvas backdrops, books, and assorted accessories. Come early for best selection! Info: www.wsp-photo.com

Free Web Site at www.webs.com with annoying ads, \$15 to \$99/year without the ads. See my 5-minute effort at <http://davidmullenphoto.webs.com/>

Half-price photo books while supplies last from One Model Place.

<http://shopomp.com/category.cfm?Category=11>

Free Business Cards, Websites and more at www.vistaprint.com.

Website Spotlight

www.50statesproject.net

The *50 States Project* has brought together 50 photographers from across the USA. Each photographer lives in one of the 50 States and during the year-long project each photographer will represent the State where they live. Every two months each photographer will be sent an assignment by e-mail, they then have two months to produce one image in response. The images must represent both their style and the State in which they live.

The first assignment, ("People"), was sent on January 2nd, 2009. The second, ("Habitat"), was sent on March 1st, 2009. The remaining 4 assignments will be announced on May 1st, July 1st, September 1st, and November 1st, 2009 respectively. By the end of the project there will be 300 images which hopefully represent the talent of the photographers involved and have something to say about the USA today.

(Continued from page 4)

facilitates scanning for electronic post-capture processing. March workshop participants Ted Hale, Beth Koller, Fred Schirmacher, Nick Sechler, and Bernie van Leer have agreed to shoot a roll of film and to prepare a short review for the newsletter. These vanguard testers are encouraged to show some of their images from those rolls at future workshops. Stay tuned.

Photographic Toys-R-Us: Do you have unused gear sitting around? Why not inventory it? If there is a sufficient volume of gear and interest, a swap meet could be conducted on one of the third Thursdays. See Beth Koller.

Paper Chase: Jon Fuller (Moab Photo Tours) was one of the principals in Moab Papers (now owned by Legion). He provided Beth Koller with a variety pack of papers. She will give this pack away to anyone with a good printer that can be profiled and who is willing to print and show four images for comparative purposes at an upcoming workshop. The rest of the box is theirs!

SSCC LOL: Text-speak for "Silver Spring Camera Club Laughs Out-Loud"! Hopefully we will all be doing that at the "funny signs" and "comic situations" photo contest to be held at the beginning of the May 21 workshop. Participants should prepare their entries by

matting ~8x10 images. A caption or title should be included and will be integral to the contest. Be original! Be outrageous! The organizers will prepare the title labeling for entries submitted at least one week prior to the contest. Later entrants (no later than 6:45 pm) will be expected to prepare their own labeling prior to arrival. Titles only should be printed or typed on white post-it tape and affixed to the bottom front of the entry. There is no limit on the number of entries. Capturing the moment of humor or irony is more important than photographic technique. The audience will select the winners by ballot. Hopefully there will not be any hanging chads! Winners will be announced at the end of the workshop (after the yearbook has been printed and the filter presentation given). Winners are encouraged to submit an electronic version of their photo to the newsletter.

Yearbooks: All entrants are encouraged to submit one of their images for inclusion in the separate fieldtrip/workshop publication. Please provide these to Dave Mullen at least one week prior to the May workshop so that the photos can be organized. Use the same electronic submission guidelines for the art image yearbook. See details on page 12.



Selling Flute, MyPhuong Nguyen



Early Traveler, Bill Rau


Call For Articles and Photos

- ♠ Have a tip to share with your fellow photographers?
- ♣ Know a good place to shoot?
- ♥ Took a nice trip?
- ♦ Using an interesting piece of software?
- ♠ Buy a new lens?
- ♣ Know of a good deal?
- ♥ Have a recommended podcast?
- ♦ Attended a good workshop?
- ♠ Seen a good exhibit?
- ♣ Won a ribbon as last month's competition?
- ♥ Want to be a published author?
- ♦ Want to make your newsletter editor's life just a little bit easier?

Articles and photographs are always needed for the *Cable Release*! You enjoy reading it... how about sharing a bit of yourself with the club? The *Cable Release* can only be as good as you help make it! Email articles and photos to dave@nora-school.org. Don't worry, spelling will be checked and edited before going to press!

Marking Slides and Prints for Competition

For Slides



FRONT of slide viewed normally, with **thumb spot** marked in lower left corner

(please make it a spot [●] not a dot [•])



REVERSE of slide with photographer's **name** and **title** of slide

For Prints



BACK of the matte with photographer's **name** and **title** of the image and an **arrow** indicating the print's correct orientation

Silver Spring Camera Club Membership Form 2008-2009

Name: _____ Spouse/Partner's Name: _____

Street Address: _____

City: _____ State: _____ Zip Code: _____

Phones - Home: _____ Work: _____ Cell: _____

Email Addresses: _____

Membership rates:
Individual \$45
Student or Spouse \$35
Family \$65.

Dues cover the club year from September through May. After January 31, dues for the remainder of the club year for new members are \$35; dues for spouses and students remain at \$35.
Make checks payable to the *Silver Spring Camera Club*, and mail to:

SSCC, P.O. Box 2375, Wheaton, MD 20915-2375, or simply bring your check to one of our meetings.

For all questions about the club, contact Membership Chair MyPhuong Nguyen at mpnguyenfoto@yahoo.com

SSCC Calendar

April 2009

- 2 Guest Speaker: Michael Stewart
- 4 Field Trip: National Shrine
- 9 Competition: Open
- 16 Third Thursday: Filters

May 2009

- 7 Guest Speaker: Chris Keeley
- 14 Competition: Macro/Close-up
- 16 Field Trip: TBA
- 21 Third Thursday: Bookmaking and Comic Relief Show

June 2009

- 11 Year End Banquet, details to follow.

**THE CABLE RELEASE
SUBMISSION DEADLINE
is the 24th of each month.**



Taos Pueblo Churchyard, Beth Koller



Silver Spring Camera Club
PO Box 2375
Wheaton, MD
20915-2375

First Class Mail