



# Cable Release



HongCun Village at Night, Jim Rogers

## *Quote of the Month*

*I was asked how long it took me to produce a book of photographs. Let's see... 50 images at 1/200 second... about 1/4 second.*

*- Bill Jay*

## SSCC Officers and Chairs 2009-10

President	Carl Brandt
Vice President	Craig Callan
Treasurer	Jerry Fath
Secretary	Angelique Raptakis
Director	Norm Bernache
Director	Stan Klem
Director	Bill Rau
Cable Release	Dave Mullen
Competition	Michael Tran
	Mark Ratner
Programs	Stan Klem
Third Thursdays	Craig Callan
Membership	MyPhuong Nguyen
Field Trips	Bob Catlett
Historian	Norm Bernache
PSA Rep.	Michael Koren
Web Site	Craig Callan

E-mail addresses and phone numbers for officers are available on request. Please contact MyPhuong Nguyen at [mpnguyenfoto@gmail.com](mailto:mpnguyenfoto@gmail.com).

The *Cable Release* is published ten times each year, September through May plus Summer, for members of the Silver Spring Camera Club. All rights are reserved but excerpts may be reprinted without permission provided proper credit and prior notification is given. Articles are written by members of SSCC, which is a nonprofit organization dedicated to the advancement and enjoyment of photography.

Visitors and prospective members are welcome. Membership is open to all persons interested in photography. For more information, contact MyPhuong Nguyen at [mpnguyenfoto@gmail.com](mailto:mpnguyenfoto@gmail.com).

SSCC member submissions for the *Cable Release* should be directed to Editor, *Cable Release*, at [dave@nora-school.org](mailto:dave@nora-school.org)

SSCC Website [www.sccphotography.org](http://www.sccphotography.org)  
or [www.sccphoto.org](http://www.sccphoto.org)



The Silver Spring Camera Club has been a member Club of the PSA since the club was founded in 1950. For information regarding the benefits of a PSA individual membership and for PSA sponsored activities, please contact our Club PSA Representative.

## Inside this Issue

- 3 President's Column
- 5 Member News and PSA News
- 8 Exhibits and Events
- 9 Competition Results
- 10 Sunrise/Sunset
- 11 Cable Release Survey Results
- 12 Tim Grey's Q&A

## SSCC Meeting Location

All three major monthly meetings for this Club Year will be held at the Marvin Memorial United Methodist Church at Four Corners in Silver Spring.

### Directions:

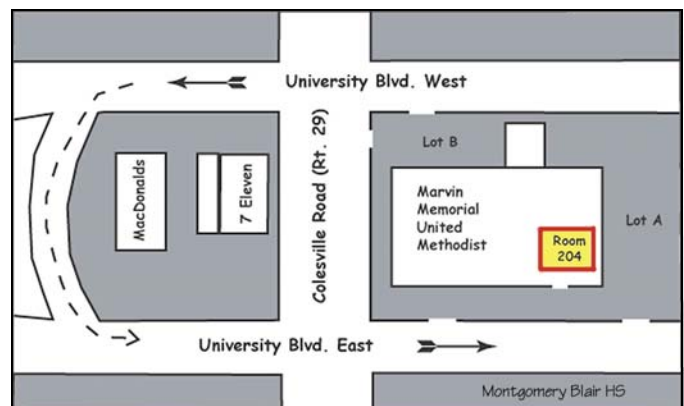
*From downtown Silver Spring:* Go north on Colesville Road (Rte. 29); take a right onto University Blvd. East; then left into the church parking lot A.

*From College Park/Takoma Park:* Take University Blvd. West. As you approach Rte. 29, move to the far left lane and turn left into church parking lot B. Or pass through Rte. 29 intersection and turn left at the loop just past McDonalds. Proceed on University Blvd. East, pass through Rte. 29 intersection, and quickly get in the far left lane and enter into church parking lot A.

*From points north of Four Corners:* Proceed south on Rte. 29 and turn right onto University Blvd. West, move into the far left lane and turn left at the loop just past the McDonalds. Proceed through the Rte. 29 intersection, and turn left into church parking lot A.

*From Wheaton and points west of Four Corners:* Go east on University Blvd. Pass through Route 29 intersection and turn left into parking lot A.


Wherever you park, walk to the southeast corner of the Church and enter Room 204.



All Meetings begin at 7:30 pm.

## President's Column

### Carl Brandt



What was your first camera? Mine was a folding "Vest Pocket" Kodak, borrowed from my mother. With it, at age 11, I even did my first wedding photography.

I got my first new camera, a folding 2 1/4 x 3 1/4 roll film Kodak Tourist with an f4.5 manual focus lens, back in 1948.

Wonder of wonders: I could then take an action photo with a synchronized flashbulb at 1/200 sec!

Among other things, I

used that camera to make hundreds of photos for the University of Connecticut newspaper.

Digital enlargements of a couple dozen of those college photos, along with my printed comments, were put on exhibit last Spring in time for the 60th reunion of my class of 1949. Aerial photos that I made of the campus during various low-level flights on Sunday mornings apparently were a particular "hit" with those who saw that show, and several of those photos likely will remain on permanent display at UConn.

On a different topic: How many of you ever loaded your own 35 mm film cartridges? In the days when I was using the Korean War GI Bill to help pay my graduate student fees, I did just that, loading empty cartridges from 100 foot rolls of Plus X film. It saved money and let me take photos when funds were in short supply.

Those were the "good old days" when I didn't yet have a phone, a car, a wife, or even my own typewriter.

### Guest Speaker:

**December 3**

**Michael Starghill**

Michael Starghill is an energetic young man of 26 who began chasing his dream of becoming a documentary and sports photographer just four short years ago. While experimenting with photography in college, Michael visited a Georgetown gallery for a homework assignment. There, he was blown away by the work of long time Sports Illustrated staffer Walter Iooss Jr. and knew exactly what he wanted to do.

He then began to show up at high school sporting events in the Washington DC area to practice,

practice, and practice some more. To his credit, Michael has developed a knack for capturing the peak of the action on the field and also gets behind the scenes to record some of the less dramatic but more personal moments of the athletes. Michael also uses his documentary skills to show the faces and the moments in the lives of the people of Washington DC.

Michael has continued to grow his business, tackle personal projects and hone his craft with a goal of one day frequently gracing the pages of Sports Illustrated. Join us for a look at Michael's journey--where he's been, where he's going, and what he's learned along the way.

### Competition: December 10

**Category: Open**

**Judge – Roderick Barr**

Photography has been an important part of my life since I set up a darkroom in 1970, and it has led me into other interests such as backpacking. While I now dabble in digital color photography, my primary interest has always been and remains silver-based, black-and-white photography. The primary goal of my photography is to render the natural world in a manner that brings out a beauty of form and light not obvious through a casual viewing of the same hills, rocks, sand, water, clouds, and buildings. I taught photography for a number of years at the Maryland College of Art and Design, and am a regular judge at various Maryland camera clubs. My work has been seen in numerous solo and group shows throughout Maryland.

### Field Trip: December 12

**Fredericksburg, VA**

We will meet at the Giant food parking lot at the corner of Flower Avenue and Arlis Street, Silver Spring, MD at 8:00 am (note the earlier time) to travel to Fredericksburg, VA. It is the 147th Anniversary of the Battle of Fredericksburg, and we will have the opportunity to shoot the day's re-enactment. After lunch in Fredericksburg, we'll stop at the National Museum of the Marine Corps before returning home.

### Third Thursday: December 17

**Michael Koren and Friends**

**What's the next stop after "f":**

**Exposure in the Real World**

Come out to learn more about:

- Shutter Speed and Motion
- Aperture and Depth of Field
- ISO

- Reading the Histogram
- Exposure Compensation
- Effects of Filters
- Tripod use

All this and Michael Koren on *Digital Pinhole Camera*.

## Editor's Corner

**Reading**  
**Dave Mullen**

At one of the many workshops I've attended over the past month, none was as energizing as the one run by Dr. Robert Wicks of Loyola University in Baltimore. One resonant theme he had for those of us in the helping professions is that we need to read widely and deeply, by which he means a mixture of serious fiction, beach fiction, non-fiction, biography, memoir, poetry, spiritual, how-to, and whatever else tickles our fancy on the shelves of Barnes and Noble. As I put together this shortened version of the *Cable Release*, I realized that we photographers also need to read widely and deeply, and that our newsletter should provide at least one avenue for this reading.

Looking back over the months I've been editing the *Cable Release*, I see how-to articles and where-to articles, biographical articles and whimsical articles. Several members have, and continue to make, ongoing contributions. The well, however, seems to be running a bit dry, and if our *Cable Release* is going to continue to provide interesting information and perspectives to SSCC members, then SSCC members need to provide information and perspectives to the *Cable Release*! What can you share with your fellow photographers? Perhaps a biography... when you first discovered photography, what you like to shoot, where you like to shoot, and what you're looking forward to shooting. Perhaps some fiction, or a poem. Non-fiction might include a place you've shot that others might enjoy, or a technique you've used that might be helpful to others. Write a review of an exhibit you've attended, locally or out-of-town, or a review of a camera, lens, or a piece of software. Any and all of these will provide your fellow members with a reading experience that will broaden and deepen them as photographers and human beings. As we've learned from the sages, "it is better to give than to receive." If we all give a little bit of ourselves to each other, we may find a 50-fold return.

Your *Cable Release* will only be as interesting as the articles that you write and the pictures that you send in. The deadline remains midnight on the 24th of each month. If you like what you see, please add your voice. If you don't like what you see, add something even better! I'm always available by email at [dave@nora-school.org](mailto:dave@nora-school.org).



## 2009-2010 Competition Topics

December	Open
January	Sports
February	Open
March	Texture
April	Open
May	Faces

[www.scccphotography.org](http://www.scccphotography.org)

## The Cable Release Now Available in Hardcopy

To order a copy, visit the *Cable Release* site at <http://wehs.magcloud.com/>.

**Digital Entries  
Are Due  
December 3  
By Midnight.**



## Member News

### Stan Klem

The Tate Gallery of the Christ Congregational Church in Silver Spring is currently showing an exhibit by SSCC Program Chair **Stan Klem**. The exhibit entitled "Child Portraits and Candids" is a collection of images of his two young sons and their playmates taken in the late 70's and early 80's in and around the Greenbelt and College Park neighborhoods.

A reception will be held at the gallery on Friday, December 11th from 7:00 to 9:00 pm, and all SSCC members and former members are invited. The exhibit will hang throughout the holidays. Gallery hours are Monday thru Friday 9 am to 5 pm and Saturday 9 am to 3:30 pm. Please Note: If the gallery lights are not lit, go to room 105 and a staff member will assist you.



Stan Klem

## Deal of the Month

Want to experiment with Adobe Lightroom without springing for the \$250 price tag? You can download the beta of version 3 to play with from now until the final shipping version comes out next Spring.

<http://labs.adobe.com/technologies/lightroom3/>



Castle, Beth Koller

## PSA News

### Michael Koren

In the spirit of this past Third Thursday meeting highlighting gadgets under \$150 and software under \$100, the PSA article this month will focus on the discounts available through PSA membership. As we all get ready for the Holiday gift giving season, saving money is always good. What could be better than saving money on something you want and can use?

#### Current PSA Member Discounts

Adobe Software - 15% Discount  
onOne Software - 15% Discount  
Lightroom Workshop with Jerry Courvoisier - 15% Discount  
iCorrect by PictoColor Software - 25% Discount  
HDR Webinar - 30% Discount  
Mountain Trail Photo Workshops - 20% Discount  
Digital Days Photo Workshops - 25% Discount  
Hunts Photo & Video - Free Shipping in Continental U.S.

All of this is available to PSA members. Simply log on to the PSA website, go to the *Members Only* section and follow the links to the discounts! Happy Shopping!

To join, visit [www.psa-photo.org](http://www.psa-photo.org). Membership is \$45 per year, with reduced rates for seniors and youth. If you have questions, please see Michael Koren for more information.

## Calls For Entries

**2010 PIEA International Student-Teacher Photo Exhibition & Competition** Deadline: December 4, 2009  
Info: [http://pieapma.org/cms/files/2010\\_PIEA\\_Contest\\_Rules.pdf](http://pieapma.org/cms/files/2010_PIEA_Contest_Rules.pdf)

**Capture the Fall** sponsored by The Weather Channel.  
Deadline: December 15  
Info: <http://weatherphotocontest.com/>

**Accenti Magazine**  
**"The Italian Moment"** Deadline: January 22  
Info: [www.accenti.ca/Accenti\\_Photo\\_Competition.asp](http://www.accenti.ca/Accenti_Photo_Competition.asp)

**SilkAir Destinations Photography Competition**  
Travel images from SilkAir's 31 destinations  
Deadline: December 24  
Info: [www.silkairphotocontest.com](http://www.silkairphotocontest.com)

**Center for Railroad Photography and Art**  
Theme: "Beyond the Locomotive"  
Deadline: December 31  
Info: [www.railphoto-art.org/award2010.html](http://www.railphoto-art.org/award2010.html)

**Nikon Festival "A Day through Your Lens"**  
Info: [www.NikonFestival.com](http://www.NikonFestival.com)

**LEVORI**  
Themes: Love & Kindness, Sacrifice & Service, Joy & Laughter, Striving for a better world.  
Deadline: July 31, 2010  
Info: [www.levori.com/main/home](http://www.levori.com/main/home)

## Photoshop Tip of the Month

### Give Your Photos An Extra Pop

For a photograph that's dull-looking despite increased the saturation and contrast, try making a duplicate layer of your photograph (click on the 'Layer' menu at the top of your screen and then click on 'Duplicate Layer'). Name the layer 'Overlay' and set the blending mode to 'Overlay' by clicking on the arrow and then on Overlay. Adjust the opacity to about 50%. (Click on Opacity and then move the slider to 50%). To see the difference this makes, click the "eye" icon on the layers pallet to turn visibility on and off and you'll be able to see the difference this simple yet effective technique makes in the intensity of the colors in your photograph. You can also try setting the blending mode to 'Soft Light' or 'Vivid Light,' but usually Overlay works nicely.



Florence at Night, Benita Mayo



*Guilin Towers of Sun and Moon at Night, Jim Rogers*

\*\*\*\*\*  
**Inclement Weather Policy**  
 If Montgomery County schools close,  
 SSSC is closed.  
 For up-to-the-minute information  
 go to [www.montgomeryschoolsmd.org](http://www.montgomeryschoolsmd.org)  
 \*\*\*\*\*

## Classes and Workshops

**Baltimore Camera Club** Brenda Tharp-The Art in Photography. March 6, 8am-5pm. Goucher College. \$80.  
 Info: [www.baltimorecameraclub.org](http://www.baltimorecameraclub.org)

**Washington School of Photography**  
 Flash Photography Primer with Sam D'Amico  
 Monday, December 14; 7pm - 10pm  
 Classical Fine Art Figure with John Reef  
 Saturdays, Dec. 5, Jan. 23, or March 13, 10am - 4:30pm  
 Many other classes offered, far too many to list!  
 Info: [www.wsp-photo.com](http://www.wsp-photo.com)


**Mountain Trail Photo**  
 Delmarva Winter Wildlife with Ian Plant  
 December 4-6  
 Everglades Adventure with Paul Marcellini  
 December 4-6  
 Info: [www.mountaintrailphoto.com/workshops.htm](http://www.mountaintrailphoto.com/workshops.htm)

**Nikhil Bahl Workshops**  
 Photographing Winter  
 Saturday, January 9, 1-3pm  
 Info: [www.nikhilbahl.com](http://www.nikhilbahl.com)

**VisArts** Info: [www.visartscenter.org](http://www.visartscenter.org)

**Joseph Rossbach** Info: [www.josephrossbach.com](http://www.josephrossbach.com)

**Penn Camera** Info: <http://penncamera.wildapricot.org/>



*Belts on Fifth Avenue, Genie Sachs*



## Exhibits and Events

**Pete Manzilli: Cuba-Profiles in Courage**  
Gaithersburg Arts Barn, through January 4.  
Reception December 1, 7-8:30 pm  
[www.gaithersburgmd.gov/poi/default.asp?POI\\_ID=671&TOC=1;671](http://www.gaithersburgmd.gov/poi/default.asp?POI_ID=671&TOC=1;671);

**Many Ray: African Art and the Modernist Lens**  
through January 10, Phillips Collection.  
[www.phillipscollection.org](http://www.phillipscollection.org)

**Edward Burtynsky: Oil**  
through December 13. Corcoran Gallery of Art.  
[www.corcoran.org](http://www.corcoran.org)

**In The Darkroom: Photographic Processes**  
through March 14. Explores the evolution of photography. National Gallery of Art, West Building.  
[www.nga.gov](http://www.nga.gov)

**Robert Bergman: Portraits 1986-1995**  
through January 10. National Gallery of Art, West Building. [www.nga.gov](http://www.nga.gov)

**Faces of the Frontier: Photographic Portraits from the American West, 1845-1924** through January 24.  
National Portrait Gallery. [www.npg.si.edu](http://www.npg.si.edu)

**Colors of Life** through December 5. Juried exhibition by the Exposure Group African American Photographers Association. Banneker-Douglas Museum.  
[www.bdmuseum.com](http://www.bdmuseum.com)

**Andy Ilachinski: Worlds Within Worlds**  
through April 16. American Center for Physics.  
[www.acp.org/art.html](http://www.acp.org/art.html)

**Athlete: The "Sports Illustrated" Photography of Walter Iooss** through December 31 at the Newseum.  
[www.newseum.org](http://www.newseum.org)

**World View: Smithsonian Magazine Photo Contest**  
through January 17. Smithsonian Castle.  
[www.si.edu](http://www.si.edu)

**Rarest of the Rare: Stories Behind the Treasures at the Harvard Museum of Natural History.** Photos by Mark Sloan, through January 7, 2010. National Academy of Sciences. [www.nas.edu](http://www.nas.edu)

**James Osher: Three Seconds With the Masters.**  
Through December 5. Addison/Ripley Gallery.  
[www.addisonripleyfineart.com](http://www.addisonripleyfineart.com)


**Nature's Best Photography Show**  
through May 2. National Museum of Natural History.  
[www.mnh.si.edu](http://www.mnh.si.edu)

**Karsh at 100: Portraits of Artists** Canadian Embassy through December 18. 501 Penn. Ave. NW. Monday-Friday 9am-5pm. Free.

**Photographs of the Civil Rights Movement**  
Historical Society of Washington.  
[www.historydc.org](http://www.historydc.org)

**Presidents in Waiting** at the National Portrait Gallery through January 3. [www.npg.si.edu](http://www.npg.si.edu)

**Presidency IV** Works by Thomas Demand.  
National Gallery of Art, East Building. [www.nga.gov](http://www.nga.gov)



Carnival at Dusk, Beth Koller



**November Competition Results**  
**Night**  
**Judged by Ellis Rosenberg**

**Advanced Color Prints: 14 entries**

1 <sup>st</sup> -George DeBuchananne	Wet Night on Red Square
2 <sup>nd</sup> -Beth Koller	Moonlit Reflection
3 <sup>rd</sup> -Craig Callan	Rock & Roll Moon
HM-Robert Peters	Li River Fisherman

**Novice Color Prints: 8 entries**

1 <sup>st</sup> -Judy Saunders	Old Senator Theater
2 <sup>nd</sup> -Genie Sachs	Church Interior

**Advanced Mono Prints: 10 entries**

1 <sup>st</sup> -Craig Callan	Ghost Charge
2 <sup>nd</sup> -Beth Koller	Castle
3 <sup>rd</sup> -George DeBuchananne	Visiting Mr. Lincoln

**Novice Mono Prints: 7 entries**

1 <sup>st</sup> -Jerry Fath	Early Bird Fishing
2 <sup>nd</sup> -Robert Peters	Xitang at Night

**Advance Projected: 19 entries**

1 <sup>st</sup> -Larry Mars	Li River Dance
2 <sup>nd</sup> -Angelique Raptakis	Birthday Celebration
3 <sup>rd</sup> -Beth Koller	Carnival at Dusk
HM-Jim Rogers	Guilin Towers
HM-Jim Rogers	HongCun Village

**Novice Projected: 15 entries**

1 <sup>st</sup> -Genie Sachs	Belts on Fifth Avenue
2 <sup>nd</sup> -Judy Saunders	Colored Ghosts
3 <sup>rd</sup> -Benita Mayo	Florence at Night
HM-Greg Holden	Temple
HM-Mike Lee	November Moon

***Congratulations to all who participated!***

***A Reminder:***  
***Dues must be up-to-date***  
***in order to compete!***



*Moonlit Reflection, Beth Koller*

## November Third Thursday Holiday Shopping for Under \$150 Michael Koren and Craig Callen

Michael presented a variety of gadgets with prices ranging from \$14 to \$149. These included an ExpoDisc, Pow Pho-Tog Gloves, Modopocket, Pinhole Body Cap, Video Training, Camera Armor, a Manfroto Tripod with a ball head, Lumiquest Soft Screen, Photoflex Lite Disc, Sanho Portable Storage, Lens Cradle with Strap, Lens Visor/Reflector, Sensor Scope System, SSCC Membership, and the Pelican Memory Case. Craig reviewed the Strobiframe, Nikon Flash Extension Cord, and four pieces of software: Photomatix HDR, ProShow Gold, Panorama Maker 5, and a Calendar creator program. Craig and Michael did a great job demonstrating their products, and provided handouts with useful information and websites..

## Upcoming Full Moons

Date	Moonrise	Moonset
December 2	5:01 pm	8:41 am
December 31	4:57 pm	8:11 am

## Sunrise and Sunset Times

Date	Sunrise	Sunset
December 1	7:08 am	4:46 pm
December 15	7:20 am	4:47 pm
December 30	7:26 am	4:55 pm

[www.timeanddate.com](http://www.timeanddate.com)



November Moon, Mike Lee

## Navel Gazing: The Cable Release Survey Results

Thirty-one members took the time to respond: about half of our membership. Here are the some of the results (totals may not be 100% due to rounding). Thanks to all who participated!

### Membership Length

Less than 1 year	16%
1-5 years	32%
6-10 years	23%
More than 10 years	29%

### Do You Print the Cable Release?

Yes	18%
No	36%
Sometimes	27%
Certain pages	18%

**Comments:** *If you print, what do you print?*

Photography tips, schedule, competition info and some SSCC events, speaker and competition info, occasionally the entire newsletter, the things I need to remember.

### Popularity of Features

#### **Least Popular**

*Website of the Month (mean=2.68)*

48% Take it or leave it, or Don't need to see this

52% Some interest, or Look forward to it.

#### **Most Popular**

*Photographs (mean=4.07)*

3% Take it or leave it

97% Some interest, Look forward, Couldn't live without

*How-To Articles (mean=4.00)*

7% Take it or leave it

93% Some interest, Look forward, Couldn't live without (27% said Couldn't live without, the highest number of any feature)

*Guest Speaker and Judge Information (mean=4.00)*

3% Take it or leave it

97% Some interest, Look forward, Couldn't live without

The highest response for **Couldn't live without** was *How-To Articles* (27%) followed by *Photographs* (23%)

The highest response for **I don't need to see this** was *Calls for Entries* (17%) followed by *Website of the Month* (16%).

*From most popular to least popular*

- 1) Photographs (4.07)
- 2) Guest Speaker and Judge Info (4.0)
- 2) How-to Articles (4.0)
- 4) Competition Results (3.93)
- 5) Recommended shooting sites (3.81)
- 6) Photoshop tips (3.74)
- 7) Classes & Workshops (3.67)
- 8) Member News (3.52)
- 9) Exhibits & Events (3.45)
- 10) Competition Specifications (3.33)
- 11) Mentors (3.08)
- 12) Calls for Entries (3.03)
- 13) Website of the Month (2.68)

### What would you like Added?

-How-to Photoshop techniques, step-by-step on how to get some of the different results.

-A separate version with a minimum of photographs for printing in black and white.

-Put a cap on the number of pages each month.

-More on places to go to photograph, field trip summaries, suggestions for all-club activities.

-Different websites that could be used to enhance photos.

-Identify rankings (1<sup>st</sup>, 2<sup>nd</sup>, 3<sup>rd</sup>, HM) of competition winning photos

-Buy/sell equipment, software, etc.

-More evaluations of new cameras and other items that are changing photography.

### What would you like Dropped?

-Too long, needs to be more condensed.

-The non-club stuff (exhibitions, classes, even PSA) should be compressed whereas things that directly impact club members (including competitions members are likely to enter or shooting sites that a club member specifically knows about and/or will lead a trip to or even sale items from a member) should be emphasized.

-Most, if not all photos, gallery and non-SSCC exhibition info.

-Calls for Entries should only list title, deadline, and link. Entire description is not necessary.

-Competition rules and adding winners to the website should not be repeated in each CR, they are on the website if anyone needs them. Some photos could be printed smaller to save space.

-Classes and Workshops – they appear to be a replication of what I see in the Post and various local weekly papers. Also, any items I checked in the first two columns could simply be listed by title along with a hyperlink to the info or article, since most appear on the internet or our website (especially instructions for submitting digital images for monthly competition).

-Too many lists, such as exhibits and events outside our areas.

-Exhibits and Events, Classes and Workshops, Call for Entries, FotoWeek, field trip photos, 3<sup>rd</sup> Thursday, Magical Montgomery articles could be shortened and links provided to the SSCC Website which could show everything. Also, if an event, workshop, exhibit, etc has it's own "advertisement" it can be omitted elsewhere or vice-versa.

-Deals of the Month.



## Tim Grey's Digital Darkroom Questions

I have the in camera option of saving my files in 12 or 14 bit images. In the real world, what difference does the increased file size make?

**Tim's Answer:** The actual increase in file size doesn't make any real difference, since that increase in file size is not the result of additional pixels. Instead, it is the result of more decimal places of accuracy (in a manner of speaking) for each of the individual pixel values. So the real question is, is there an appreciable difference between 12-bit per channel and 14-bit per channel color?

In absolute terms, there is a considerable difference. An 8-bit per channel image contains only 256 tonal values per channel, and thus only 16,777,216 million total possible color values. That sounds like a lot (and it is), but it is a small enough number that significant adjustments can lead to posterization (loss of smooth gradations of tone and color within the image). At the top end of "normal" digital photographs is 16-bit per channel, which allows for 281,474,976,710,656 possible color values 65,536 tonal values per channel). With so many colors possible, posterization is highly unlikely even with very strong adjustments to your images.

So, where do 12-bit and 14-bit stack up? A 12-bit per channel image allows for up to 4,096 possible tonal values per channel, and thus a total of about 68.7 billion possible color values. A 14-bit per channel image offers up to 16,384 possible tonal values, for a total of almost 4.4 trillion possible color values. That's a pretty big difference, but frankly in the real world it doesn't amount to a particularly huge difference (at least not anywhere near as big a difference as the numbers presented here would imply).

When applying typical adjustment to an image, you're not going to do enough damage to cause posterization with either a 12-bit per channel or 14-bit per channel image. Because of the additional number of colors available with a 14-bit per channel image it is possible you'll retain greater fine detail within the image. Gradations may be more smooth, and some areas may actually contain more visible detail than if you worked with a 12-bit per channel image. In most cases you would have a very difficult time telling the difference between the two, although in some cases it can make a difference that is clearly visible when you zoom in closely to certain areas of an image.


Despite the fact that there is a very minor benefit in most cases, I do recommend capturing at the highest bit-depth available for your digital camera. Keep in mind that this bit-depth setting affects the accuracy of the analog to digital (A/D) conversion within the camera. The final image you create when you convert the RAW image to a "real" image file format will be either 8-bit per channel (which I don't recommend, as you would be throwing away all the "extra" information you gathered by capturing in RAW) or 16-bit per channel. Photoshop doesn't offer 12-bit or 14-bit per channel file formats, so the 12-bit or 14-bit data will be placed into a 16-bit per channel "package". You don't really have full 16-bit per channel data (though some cameras do offer this support), your data is just held by an image file capable of storing more data than you actually have.

© 2009 Tim Grey, Used with Permission

What The Duck



© 2009 Aaron Johnson. All rights reserved.



<http://www.whattheduck.net/>



© 2009 Aaron Johnson, Used with permission



*Ghost Charge, Craig Callan*



*Birthday Celebration, Angelique Raptakis*



*Old Senator Theater, Judy Saunders*

## Scenes from the November Field Trip to Baltimore's Federal Hill




*John Knell*



*Bill Rau*



*John Knell*



*Bill Rau*





Temple, Greg Holden



Judy Saunders Colored Ghosts

## Website of the Month

**Bugguide.net**

**Tom Bancroft**

I really enjoy a good walk in the woods to see what is happening in nature. I am typically looking for birds during these walks but also like to keep my eye out for the little critters that might be there too. Photographing insects is fun but often frustrating because it is hard to identify many of them. I have good books for butterflies but hadn't found a good one for other insects until now! I discovered a [BugGuide.net](http://BugGuide.net) this



summer when surfing the web looking for insect identification resources. It is a great site dedicated to the identifica-

tion and natural history of insects, spiders and other related creatures. They are building a photographic record of these invertebrates across the United States and Canada. Run by a network of volunteers that provide help in identifying critters;

it is a must for bookmarking.

They ask that you spend time working through the [Guide](http://Guide) to try to identify your organism yourself. I must warn you

that sometime the replies are short and sweet! I worked hard on identifying a really interesting [bug](http://bug) and thought I might have it correct. I identified it as a Damsel Bug but the reply was "wings say miridi, antennae say



Neurocolpus." Oh well, maybe next time. They will offer pointers on identification and it is a great chance to double check IDs.

After your critter is correctly identified you have the option of moving the photograph to the library or into "frass" [the garbage can]. They have developed a remarkable library of photographs and it seems to be growing. The site offers other resources for identification and for learning more about these interesting organisms. If you like to photograph creepy crawly things, check it out, it is free and fun.

NOTE: All photographs were taken at Blue Marsh Nature Trail near Olney, Montgomery Co.





## Call For Articles and Photos

- ♠ Have a tip to share with your fellow photographers?
- ♣ Know a good place to shoot?
- ♥ Took a nice trip?
- ♦ Using an interesting piece of software?
- ♠ Buy a new lens?
- ♣ Know of a good deal?
- ♥ Have a recommended podcast?
- ♦ Attended a good workshop?
- ♠ Seen a good exhibit?
- ♣ Won a ribbon at last month's competition?
- ♥ Want to be a published author?
- ♦ Want to make your newsletter editor's life just a little bit easier?

Articles and photographs are always needed for the *Cable Release*! You enjoy reading it... how about sharing a bit of yourself with the club? The *Cable Release* can only be as good as you help make it! SSCC members should email articles and photos to [dave@nora-school.org](mailto:dave@nora-school.org). Don't worry, spelling will be checked and edited before going to press!

## Competition Entry Formats

### For Projection ( Please see details in this issue)

JPG File Format, 1024 pixels wide (MAX) by 768 pixels tall (MAX), sRGB color space, 500 KB max size, correct file name format.

File Name: **Class~Maker's Name~Image Title.jpg**

Example: **nov~Tom Jones~Washington Landscape.jpg**

The tilde ~ character separates 3 fields of the file name.

**Class** – Nov or Adv

**Maker's Name** – spaces allowed, use the same name throughout the year.

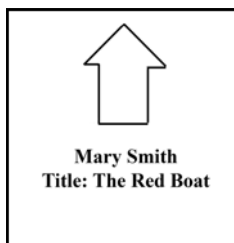
**Image Title** – spaces allowed, no commas.

Submissions by **e-mail only** to:

[SSCCphotography@Yahoo.com](mailto:SSCCphotography@Yahoo.com)

**Deadline:** Midnight 1-week before competition

### For Prints



Mark the **BACK** of the matte with photographer's **name** and **title** of the image and an **arrow** indicating the print's correct orientation

## Silver Spring Camera Club Membership Form 2009-2010

Name: \_\_\_\_\_ Spouse/Partner's Name: \_\_\_\_\_

Street Address: \_\_\_\_\_

City: \_\_\_\_\_ State: \_\_\_\_\_ Zip Code: \_\_\_\_\_

Phones - Home: \_\_\_\_\_ Work: \_\_\_\_\_ Cell: \_\_\_\_\_

Email Addresses: \_\_\_\_\_

Membership rates:  
Individual \$45  
Student or Spouse \$35  
Family \$65.

Dues cover the club year from September through May. After January 31, dues for the remainder of the club year for new members are \$35; dues for spouses and students remain at \$35.  
Make checks payable to the *Silver Spring Camera Club*, and mail to:

SSCC, P.O. Box 2375, Wheaton, MD 20915-2375, or simply bring your check to one of our meetings.

For all questions about the club, contact Membership Chair MyPhuong Nguyen at [mpnguyenfoto@yahoo.com](mailto:mpnguyenfoto@yahoo.com)

## SSCC Calendar

### December 2009

- 3 Speaker: Michael Starghill  
Digital Entries Due by Midnight
- 10 Competition: Open
- 17 Third Thursday Workshop
- 24 Cable Release Article/Photo Deadline

### January 2010

- 7 Speaker: Andy Ilachinski  
Digital Entries Due by Midnight
- 14 Competition: Sports
- 21 Third Thursday Workshop
- 24 Cable Release Article/Photo Deadline

**THE CABLE RELEASE SUBMISSION DEADLINE  
is the 24th of each month.**



*Li River Dance, Larry Mars*

**Digital Entries  
Due December 3  
By Midnight!**



Silver Spring Camera Club  
PO Box 2375  
Wheaton, MD 20915-2375

First Class Mail