

Cable Release



Bee Balm and Cove, Newfoundland, Bill Rau

Quote of the Month

Twelve significant photographs
in any one year is a good crop.

- Ansel Adams

SSCC Officers and Chairs 2008-09

President	Carl Brandt
Vice President	Craig Callan
Treasurer	Jerry Fath
Secretary	Angelique Raptakis
Director	Norm Bernache
Director	Stan Klem
Director	Bill Rau
Cable Release	Dave Mullen
Competition	Michael Tran
	Mark Rattner
Programs	Stan Klem
Third Thursdays	Craig Callan
Membership	MyPhuong Nguyen
Field Trips	Bob Catlett
Historian	Norm Bernache
PSA Rep.	Michael Koren
Web Site	Craig Callan

E-mail addresses and phone numbers for officers are available on request. Please contact MyPhuong Nguyen at mpnguyenfoto@gmail.com.

The *Cable Release* is published ten times each year, September through May plus Summer, for members of the Silver Spring Camera Club. All rights are reserved but excerpts may be reprinted without permission provided proper credit and prior notification is given. Articles are written by members of SSCC, which is a nonprofit organization dedicated to the advancement and enjoyment of photography.

Visitors and prospective members are welcome. Membership is open to all persons interested in photography. For more information, contact MyPhuong Nguyen at mpnguyenfoto@gmail.com.

SSCC member submissions for the *Cable Release* should be directed to Editor, *Cable Release*, at dave@nora-school.org

SSCC Website www.sccphotography.org
or www.sccphoto.org



The Silver Spring Camera Club has been a member Club of the PSA since the club was founded in 1950. For information regarding the benefits of a PSA individual membership and for PSA sponsored activities, please contact our Club PSA Representative.

Inside this Issue

- 3 President's Column
- 5 What I Did On My Summer Vacation
- 11 Advice on Framing
- 12 Competition Rules
- 18 PSA News
- 22 Year-End Competition Winners
- 24 Digital Competition

SSCC Meeting Location

All three major monthly meetings for this Club Year will be held at the Marvin Memorial United Methodist Church at Four Corners in Silver Spring.

Directions:

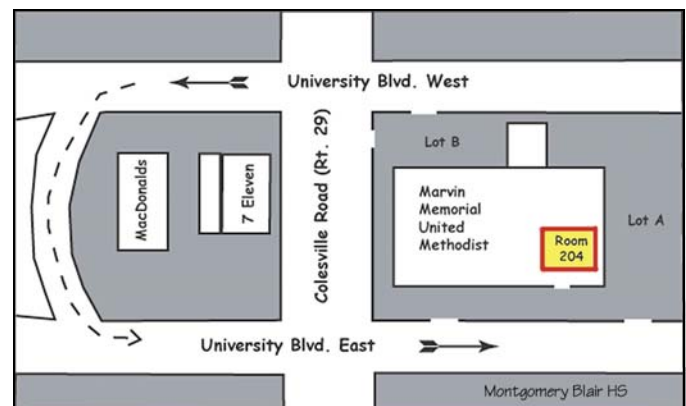
From downtown Silver Spring: go north on Colesville Road (Rte. 29); take a right onto University Blvd. East; then left into the church parking lot A.

From College Park/Takoma Park: take University Blvd. West. As you approach Rte. 29, move to the far left lane and turn left into church parking lot B. Or pass through Rte. 29 intersection and turn left at the loop just past McDonalds. Proceed on University Blvd. East, pass through Rte. 29 intersection, and quickly get in the far left lane and enter into church parking lot A.

From points north of Four Corners: proceed south on Rte. 29 and turn right onto University Blvd. West, move into the far left lane and turn left at the loop just past the McDonalds. Proceed through the Rte. 29 intersection, and turn left into church parking lot A.

From Wheaton and points west of Four Corners: go east on University Blvd. Pass through Route 29 intersection and turn left into parking lot A.


Wherever you park, walk to the southeast corner of the Church and enter Room 204.



All Meetings begin at 7:30 pm.

President's Column

Carl Brandt



Welcome back! A brand new Silver Spring Camera Club year is about to begin. Be sure to invite your friends to our meetings, and let's fill the room (and field trip cars) with folks who enjoy photography.

I have a favorite "start of the camera club year" story: On September 20, 1963, I joined the New York City Color Slide Club at its first autumn meeting. A tall Scandinavian type wearing the name tag "Elsa

Lund Erickson" also joined that night. During a brief chat, I invited her to join me taking photos the next day - while walking across the George Washington Bridge. Six weeks and after about 10 dates later, I asked Elsa to marry me. She quickly said YES! The following April, she became my wife.

I can't guarantee similarly rapid marital results for single folks who join the Silver Spring Camera Club, but let's all make a special effort at our meetings this year to greet and chat with others - especially with visitors and new members.


Editor's Corner: Happy New Year

Dave Mullen

How nice that the club year follows the school year, when everyone rolls into September with new energy and sees endless possibilities! Certainly that is the case this year, as Carl Brandt takes over the presidential reign(s) from Bill Rau following a successful tenure. Other new names on the masthead include Craig Callan as our new VP and Third Thursday coordinator, Mark Rattner stepping into Competition, and Michael Koren filling the vacancy as PSA Rep. Thanks to all of them for stepping up, and to all who volunteer their time and talent to their club colleagues.

A new year brings new competition topics, noted elsewhere in this issue. Our September topic is Open, which minimizes the arguments over definitions.

As always, the Cable Release can only be as interesting as the articles that you



write and the pictures that you send in. The deadline remains midnight on the 24th of each month, so that I have time to get this to your Inbox by the end of the month. If you like what you see, please add your voice by emailing me at dave@nora-school.org.



Guest Speaker: September 3

Nikhil Bahl

Creation of Ethereal Images

Nikhil Bahl believes that trying to impart a fresh perspective is the biggest challenge in photography. Whether the photograph is an individual piece of art or part of a body of work, he tries to transition the essence of his inspiration from lens to photograph. Although Nikhil has photographed corporate events, award functions, weddings, portraiture, and studio photography, his primary interests remain fine art nature, landscape, and wildlife photography.

Nikhil leads location workshops and photo tours and also teaches photography at the Metropolitan Center for the Visual Arts (VisArts), in Rockville, Maryland and at Meadowlark Botanical Gardens in Vienna, Virginia. His instruction is focused on in-camera interpretation and developing personal vision rather than simply following "the rules." Nikhil is also a volunteer photographer for the National Park Service.

Nikhil's fine art prints are part of many private collections and have been in several exhibits in the Washington Metropolitan area. While he does most of his photography in the DC area, his travels have taken him around the country, where he has photographed major national parks and other scenic areas.

Competition: September 10

Category: Open

Judge-Joshua Taylor

Josh has presented photography workshops at the Smithsonian National Orchid Show, U.S. National

(Continued on page 4)

(Continued from page 3)

Arboretum, U.S. Botanic Garden, Brookside Gardens, Virginia State Arboretum (Blandy Farm), American Horticultural Society Garden School, and Longwood Gardens. In addition to teaching in the Smithsonian Studio Arts Program and being a Canon Camera instructor at Ace Photo, Josh speaks at camera and garden clubs, judges photographic competitions, and exhibits his photographs in gallery shows. He is a member of the North American Nature Photography Association, Garden Writers Association, and National Association of Photoshop Professionals, a member and past president of the Northern Virginia Photographic Society and was voted best garden club speaker in 2005.

Field Trip: September 12
Field Trip to Glen Echo Park
Bob Catlett

The September Field Trip will be to Glen Echo Park on MacArthur Boulevard. The caravan will meet at 10 am in the Giant parking lot at Arliss and Flower Avenues to car pool to Glen Echo Park for a day of shooting. Bob promises a dance in the Spanish ballroom to whoever gets the shot of the day!

Third Thursday: September 17
Digital Competition Workflow
Jim Rogers and Craig Callan

Our first Third Thursday program of the year will feature our own Jim Rogers taking us through the problems and pitfalls of our first digital competition. He'll review the entry parameters, and show us how to meet them in terms of size and color space. Jim will show us how to use the script function in Photoshop to automatically set our photos for correctly exporting to the competition software. Craig will then show us how to upload our winners to the website, and give an overview of sending in our competition winners in a larger file for high quality publication in the *Cable Release* and *Yearbook*.

Magical Montgomery: September 26
Craig Callan

The call is out for volunteers to cover the SSCC booth at the Magical Montgomery Fair in Silver Spring. In one-hour shifts, we'll have a chance to talk about our club to folks who may never have heard of us. This is one of our best recruiting vehicles of the year, so the more the merrier. We'll have our *Yearbooks* and some *Cable Releases* on display, and would love to have some prints as well. Listen for Craig's announcements at our September meetings.

Photoshop Tip of the Month
Brush Blend Modes

To cycle through the Brush tool's blend modes without having to click in the Options Bar, you must have the Brush tool selected, then hold down the Shift key and press + or — to move up or down the list. Also, while you're painting, you can navigate through your Brush panel by using the Arrow keys on the keyboard.

www.scccphotography.org

Weather Tip of the Month
Bob Catlett

The moon will rise and set on an East-West axis over the National Mall on the evening of September 4 and the morning of September 5. This means that the moon will rise directly over the Capitol and set over the Lincoln Memorial. Let's hope for a clear night!

Journal of the
Silver Spring Camera Club
Hardcopies now available
for purchase

Wish you could have a high-quality print copy of the *Cable Release* without using up all your ink? Want to see your images printed on nice paper without using up all of yours? You can now purchase hard copies of the *Cable Release* from MagCloud publishing.

MagCloud uses HP Indigo technology, and every issue is custom-printed when it's ordered. Magazines are brilliant full color on 80lb paper with saddle-stitched covers. They look awesome! Issues are published shortly after they are e-mailed to members. To order a copy, visit the *Cable Release* site at <http://wehs.magcloud.com/>.

Advice on Framing Your Pictures

Conservation Framing

For those items with monetary, investment or sentimental value (photographs, letters, original artwork) special framing techniques to prevent the damage that can occur naturally over time is recommended. Work of value should never be trimmed or altered in any way. Mounting is done using acid-free foam core, conservation hinges and methods. Rag mats (100% cotton conservations mats) are normally used to prevent damage to artwork. All adhesives should be acid free. Removal of the art at a later stage is possible and the art is easily restored to its original, unframed condition.

Mats

One of the main reasons for using a mat is to help protect your artwork by keeping it separated from the glass and allowing an air flow in the frame. Without a mat, the paper or photo emulsion may stick to the glass.

Mat boards provide a beautiful decorative quality and combining two or more mats create a distinctive design. Mats that feature printed panels, grooves cut around the opening, decorative corner cuts or other special elements help contribute to the uniqueness of your framed piece.

Mats add depth to the framing. They give flat artwork an exciting dimension. Two or more mats create a stepping-stone effect around your artwork. Mats add width and give the artwork visual breathing room. A series of mats creates a buffer, setting the art apart from an ornate frame or a busy wall covering behind it.

Mats add color. By combining dramatic or subtle mats, we emphasize both major and minor colors in your artwork. A series of mats which highlight specific colors, helps coordinate your artwork with the colors of your room.

*Fabric Mats: In addition to mats made of colored paper and board, we offer fabric-covered mats. A fabric mat looks particularly good with reproductions, portrait photographs and certain types of original paper artwork.

*Multiple-Opening Mats: You aren't limited to putting just one item, photo or piece of artwork in a frame. By cutting several windows within a mat board, you create a frame that tastefully displays several related pieces such as a group of cherished family photographs or snapshots from a memorable vacation. Multiple openings are economical. Instead of buying several small frames to hold a number of related items, you save money by having multiple items combined into one larger frame - with dramatic effect.

Enhancers and Filets

Another effective method for highlighting the fit between frame and picture is to make use of an enhancer or a filet. Enhancers are like miniature frames that go along the inside edge of the frame to add dimension and texture to your work. Filets are small pieces of wood that go along the edge of a mat. They can be used to create a decorative lip on a frame. They are especially suited for use with fabric mats such as suede, linen, silk or leather.

Glazing

Glazing does more than act as a barrier to dust and dirt; it can help reduce glare and protect art from harmful UV rays.

* Regular glazing can be used for almost any framing project that does not require preservation. Regular glass has an advantage in that it allows the true colors of the artwork or photo to be seen without distortion. However, because of the surface glare of regular glass, you may not be able to see the artwork clearly if you are viewing it at an angle. However, this type of glass does not protect your artwork from fading or deterioration that may occur from exposure to natural (direct sunlight) or any type of artificial (incandescent) light sources

* Non-glare or anti-reflection glazing reduces the amount of glare from lighting sources. Non-glare and anti-reflective glass products have an advantage in that they keep the room lighting from interfering or reflecting off surfaces so that the artwork is clearly visible under these types of glazing.

* UV-filtering glazing protects your artwork from harmful UV rays that can cause fading and deterioration. Conservation glazing should be considered any time conservation framing is being used to protect the artwork. Conservation glazing helps prevent fading from both natural and artificial light sources. It is available in both glass and acrylic.

* Plastic (plexiglass glass) is lightweight and resistant to breakage. This makes it a good choice when framing oversized works of art or for use in areas where broken glass would be a hazard, such as a child's room or a hospital room.

For more information about the specifics of glazing, please visit www.tru-vue.com/Tru-Vue/Products/

Caring for your custom frames

Lift the frame from the wall and hold it so that its front surface is tilted away from you. Use a feather duster or

(Continued on page 21)

What I Did On My Summer Vacation

Newfoundland Adventures Bill Rau

Newfoundland (not to be confused with Nova Scotia) is as far east as you can go on the North American continent. Its rugged coast offers many photo

declined dramatically over the past four decades, and the result of the global economic depression.


Small shacks for housing equipment sit on the edge of the coast or on wooden piers built into a bay—truly iconic images not often seen nowadays. The Gros Morne National Park offers deep bays, high mountains, and ancient rocky landscapes, all worth hours of photography.

We took a ferry across the St. Lawrence Gulf to Labrador, planning to spend three days in that part of the province. However, black flies swarm everywhere, biting and entering eyes, ears and nose, laying eggs under the skin. We fled after a day—photography was nearly impossible unless a good strong wind kept the buggers away.



Bonne Bay, Newfoundland, Bill Rau

opportunities of vast landscapes, forest glens, and coastal economic life. Constantly changing weather brings clouds of all hues and shades. This summer I spent two weeks in the western part of the island. Especially enjoyable were the many small fishing villages along the coastline. Some of the villages are no more than two or three houses, overlooking a small seacoast sheltered by a natural rock jetty.



Brandore Falls, Newfoundland, Bill Rau



Bow of Boat, Newfoundland, Bill Rau

Other villages host large commercial boats and processing plants.

However, the Newfoundland fishing industry is in deep depression, primarily because fish stocks have


Assateague Island and Planet Earth

Bob Peters

I spent 5 weeks running tests on the newly launched GOES 14 weather satellite from Wallops Island. This is a "false color" made from one visible and several infrared scans. It takes about 10 minutes to do a scan of the earth. Sorry, I don't know the f stop. I did manage to spend some early morning time at Assateague Wildlife Refuge before work.



Dancing, Bob Peters




Earth, NASA



Got It, Bob Peters



Fresh Fish, Bob Peters



Arrangement, Bob Peters


Philadelphia and Cape Cod

Dave Mullen

I made two trips up to Cape Cod this summer, in early June for the annual Small Schools Conference and later in July and August to spend some time with my father. We managed to get up to Rockport, on Cape Ann, for an acoustic music festival in which my sister was performing, but otherwise lived a pretty sedate life. I got a chance to play with *Corel Painter* a bit, but otherwise lost ambition amidst the beach and golf courses.



We began the summer with a trip to the Great Dismal Swamp between Virginia and North Carolina in the Hampton Roads area before going to hear my son's marching band camp performance at Hampton University. My wife saw a bear, but by the time I managed to swing into action it had disappeared. We had the place to ourselves, which was a bit frightening when the car tire went flat miles from anywhere! I spent a week in Philadelphia with my in-laws while my son attended a summer workshop at Drexel University. I participated in the 2nd Annual Worldwide PhotoWalk, and during the week really got to know the city a bit. I spent the better part of a day at the John Heinz National Wildlife Refuge just south of the Philadelphia.



Kimmel Center, Philadelphia, Dave Mullen



Great Dismal Swamp, Dave Mullen



Sandy Neck, Cape Cod, Dave Mullen



Hampton University Band Camp, Dave Mullen



Ben Franklin Bridge, Camden NJ, Dave Mullen

Hot Air Ballooning

Arlene Gmitter and Elisa Frumento

We went to a Hot Air Balloon rally this summer and captured these colorful images. Everything seemed to happen so quickly!!! As soon as a truck carrying the balloon pulled

up, it seemed like with a snap of the fingers it was drifting high in the sky. Being among the balloons you get quite an adrenaline rush!!! Where do I go next!? Which balloon do try to capture next!? A good day was had by all.

I



Balloon 1, Arlene Gmitter



Balloon 6, Elisa Frumento



Balloon 4, Elisa Frumento



Balloon 5, Elisa Frumento



Balloon 2, Arlene Gmitter



Balloon 3, Arlene Gmitter

Excitement at the J Bar W Ranch Charlie Bowers

Charlie's only summer 2009 adventure was shooting the *Battle of the Beasts and Cowgirls* at the J Bar Ranch in Johnsville, MD. His movies and images can be seen at www.cwbowers.com/cwbowers/Rodeo.html.



Rodeo 1, Charles Bowers



Rodeo 2, Charles Bowers



Rodeo 3, Charles Bowers



Rodeo 4, Charles Bowers



Rodeo 5, Charles Bowers



Rodeo 6, Charles Bowers

Ride Across Maryland

Michael Koren

What did I do on my summer *staycation*? Travel-wise it was a very quiet summer season. One daytrip of note was the Ride Across Maryland to benefit the Susan G. Komen Foundation. Myself, and hundreds of my closest friends, left Columbia Mall on motorcycles riding towards Ocean City, MD. The weather was great, the sight and sound of hundreds of motorcycles crossing the Bay Bridge was incredible. Naturally, I had a camera nearby and snapped some photos while riding across the bridge. The event occurs every year early in June and raised \$200,000 for the Komen Foundation.



Bridge, Michael Koren



Ride Flower, Michael Koren

Website of the Month

The Online Photographer

A blog run by Mike Johnston, former editor of *Camera and Darkroom* and *Photo Techniques* magazines, is one of the most wide-ranging and informative sites on the net. Mike never hesitates to express his opinions on photographers, exhibits, books, new cameras, or almost any topic related to photography. He often posts several times daily, and is invariably a good read. To check it out, click on

<http://theonlinephotographer.typepad.com>

Silver Spring Camera Club

Competition Rules and Awards (August 2009)

I General

1. A competition is defined as a judging of photographs of a particular category made by entrants competing in a particular class.
2. Entrants must be members in good standing of SSCC meaning dues must be paid. Members from the prior year must have dues paid by October 31st.
3. The competition chairperson (or person acting in their stead) shall be responsible for the administration of these rules and may disqualify and remove any entry not conforming to these rules.
4. It is also the duty of the competition chairperson to:
 - a. instruct the judge(s) in the definitions of subjects and/or techniques; and to
 - b. instruct the judge(s) to reject any entry not conforming to an announced subject and/or techniques.
5. Entries for competition must originate as photographs (image-captures of objects via light sensitivity) made by the entrant on photographic emulsion or captured digitally. Images may be altered, either electronically or otherwise, by the maker and artwork or computer graphics created by the maker may be incorporated, if the photographic content predominates.

II Categories

1. There shall be three categories of competition:
Monochrome Prints, Color Prints, and
Projected Images (Slides or Digital).
2. Entries in all categories must have been photographed by the entrant.
3. Monochrome and color prints (Novice and Advanced class)—Initial film processing of negatives, slides, or alternative media may be done by the entrant or a commercial imaging service. All subsequent custom techniques, including image retouching or manipulation, *must be done by the entrant, and printing must be done by, or under the direction of, the entrant.*
4. **Projected Images** – Images captured on film may be processed and scanned by any commercial lab. Any further steps in the production of an entry must be done under the direction of the entrant. Any image retouching or manipulation of digital images must be done by the entrant.
5. Print entries must be securely attached to boards of a size acceptable for the club's print viewing box (approx. 24" high); total print area may not exceed 16" x 20". The title and entrant's name must appear only on the back; there shall be no hooks, substances or protruding objects on the mount board which might scratch, mar, or otherwise damage other entries; and the top of the print shall be clearly indicated by an upward arrow on the back of the mount board. A sequence of related prints, mounted on one board, will be considered as a single entry. For both classes the combined picture area of this sequence may not exceed 16" x 20". Framing is prohibited.
6. Slides must be in 2"x 2" mounts suitable for projection in the Club's projector. The slide shall be marked with a clearly visible and distinct spot located in the lower left-hand corner of the mount on the side facing the viewer when the hand-held slide is viewed in its correct orientation. The name of the entrant and the title of the slide must be on the reverse side of the mount.
7. *Digital images shall conform to the technical specifications provided by the Competition Chairperson and published in each issue of the Cable Release.*

III Classes

1. Each category of competition (Monochrome Prints, Color Prints, and Projected Images) shall have two classes: Novice and Advanced.
2. *Except as noted later in this section*, a member's class standing in one category shall have no bearing on that member's standing in any other category.
3. Except as noted later in this paragraph, a member may begin competing in any class of any category and may voluntarily move to the next higher class at any time. However, a member who has entered in a higher class may not thereafter enter in a lower class. Accidental entry (*by an entrant; such as recording in the wrong competition register*) into a higher class will not justify reverting to a lower class. **It is the member's responsibility to insure that his/her entries are properly recorded and entered into the correct competition class.**
4. Whenever there are insufficient entries to hold a Novice competition, a Novice member may choose to enter images in the Advanced class competition for that competition without affecting his/her status in the Novice class. Any points awarded the Novice member in that higher class competition will be tallied as Novice class points.
5. Point scores will be recorded and tallied by the Chairperson of the Competition Committee. A Novice entrant who has accumulated 36 points in a given category over any period, in SSCC monthly competitions, must immediately move to the Advanced class.
6. *A member's points total in the Projected Image category shall consist of the combined total of all points accumulated in both Slides and Digital club competitions and will be used to determine Novice or Advanced class.*
7. After receiving the SSCC Master of Photography Award, a member must thereafter compete in the Advanced class in all categories. Since the Master of Photography Award is presented at the year-end banquet, this move to the Advanced class becomes effective in the club year following the year in which the 300 points total is achieved.

IV Monthly Competitions

1. Projected Image and Monochrome and Color Print competitions will be held each month during a regular club meeting, September through May, as decided by the Board of Directors, except that one month may be designated for other purposes. *A monthly Projected Image competition shall be either all Slides or all Digital (never both).*
2. The maximum number of entries a member may submit in each category will be two.
3. To conduct a Novice competition, there must be at least four entries by at least three entrants. To conduct an Advanced competition, there must be a minimum of nine entries.
4. Prior to competition, each entrant must ensure that his/her name and the title of each of their entries are recorded in the appropriate competition register as maintained by the Chairperson of the Competition Committee. *Proper submission of digital images will generate automatic registration.* "Untitled" shall not be an acceptable title. An advanced class image entered into a lower class will be disqualified. Repeated violations of this rule may result in additional penalties, as decided by the Board of Directors.

(Continued on page 13)

(Continued from page 12)

5. No entry that has won an award in an SSCC monthly competition may be re-entered in *the same category*, and no entry may be entered in more than three monthly competitions in *the same category*. Entry of an image into one category (Monochrome Prints, Color Prints, or *Projected Images*) shall have no bearing on its eligibility for entry into another category. Anyone submitting an entry more than three times will, on the first occurrence, be given a warning. Repeated violations of this rule may result in penalties, as decided by the Board of Directors.

6. **Awards** will be presented in each competition based on the total number of entries in each class. Awards will be valued as:

- 1st Place - 6 points.
- 2nd Place - 4 points
- 3rd Place - 2 points
- HM - 1 point

The number of HM's awarded in each category will be based on 10% of the total entries in each category rounded up from odd multiples of five. No HM's will be awarded in competitions with fewer than 12 entries, no 3rd place with fewer than 9 entries and no 2nd place with fewer than 6 entries.

7. The Board of Directors may assign not more than five of the monthly competitions to a defined subject and/or technique. All other competitions shall be open. Assigned topic competitions for the following club year shall be scheduled at the April Board Meeting and announced in the May Cable Release.

8. All October competitions (i.e., projected images and prints) shall always be Nature in all classes and categories and held on the same meeting night. The Joyce Bayley Award shall be presented to the "Best of Show" as determined by the Judge. Nature is defined as "Pictures that portray different kinds of various aspects of natural plant and animal life, that illustrates the natural features of land and sea or that reveal certain natural phenomena, such as cloud formations, light refractions (sunsets, auroras etc.), precipitation, frost, fire, but which do not show the "hand of man", such as buildings, fences, beer cans etc. Domestic plants or animals may be included provided they do not show the "hand of man". Any image that has won the Joyce Bayley Award is ineligible for future entry in the Joyce Bayley nature competition in another (projected image or print) category.

9. If a competition is not held, for any reason, it may be rescheduled at the discretion of the President.

V Body of Work Competition

1. The Board of Directors may assign not more than one projection and one print competition each year as a Body of Work Competition. For these competitions, there shall be no class distinction. Sets of images (intended to tell a story, make a statement, or support a theme) will be presented to the judge as a group. Individual images which have won in prior monthly or inter-club competitions are eligible for inclusion as part of a set, but no image which has been entered in a prior Body of Work Competition is eligible. Entry of an image into this competition as part of a set shall have no bearing on its eligibility for entry into monthly or inter-club competitions. Makers shall assign titles to each set entered, not to each individual image.

2. To conduct a Body of Work competition, there must be at least four entries by at least three entrants. No HM's will be awarded in competitions with fewer than 12 entries, no 3rd place with fewer than 9 entries and no 2nd place with fewer than 6 entries.

3. **Print Competition** – Each member may enter up to 2 sets consisting of 3 to 5 images in both the Monochrome Print and the

Color Print Body of Work competitions. Images should be individually mounted. However, multiple images mounted on one board are allowed and will be considered a single image.

4. **Projected Image Competition** – Each member may enter up to 2 sets, each consisting of 3 or 4 images in the Projected Image Body of Work Competition.

VI Year-End Competitions

1. Each member may enter a maximum of five images per category in the year-end competition.

2. Year-end competitions have the same rules as monthly competitions with respect to categories and classes.

3. All entries in year-end competitions must have been entered in a monthly competition or as an SSCC entry in an inter-club competition during the preceding nine months. However, entries that have won an award in a previous SSCC year-end competition are ineligible.

4. No points will be considered or awarded.

5. A member who has entered in both the Novice and Advanced Class of a category during the preceding year may elect to enter either the Novice or the Advanced class (but not both) for the year-end competition. If the member enters the Advanced class, he or she may submit any entry previously entered regardless of class. However, if he or she enters the Novice class, he or she may submit only entries previously entered in the Novice class.

6. Awards will be distributed on the following basis: 1st, 2nd, 3rd, and a variable number of HM's equal to 10% of the total entries in that competition, rounded up from odd multiples of five.

7. The Len Tuchin Award will be presented to the maker of the image that in the opinion of the judges of the year-end competition, is considered to be the "Best of Show".

VII Photographer of the Year Awards

1. For each class within each competition category a Photographer of the Year Award shall be presented at the year-end banquet.

2. The awards shall be determined on the basis of points earned during the preceding club year. The Photographer of the Year award shall not be presented in a class/category if no member has earned at least a total of 15 points in that class/category.

3. Point totals shall be calculated as follows:

a. Novice Class

- (1) All points earned in SSCC monthly competitions for the Novice class and the Advanced class of the same category plus . . .
- (2) All points earned as an SSCC entrant in Board approved Inter-club competitions in equivalent categories, any class.

b. Advanced Class

- (1) All points earned in SSCC monthly competitions for the Advanced class and 1/2 of all points earned in the Novice class of the same category plus . . .
- (2) All points earned as an SSCC entrant in Board approved inter-club competitions in equivalent categories, any class.

4. In the event of a tie for Photographer of the Year, the winners will be determined as follows: first tie-breaker - most 1st place awards; 2nd tie-breaker - most 2nd place awards; 3rd tie-breaker - most 3rd place awards; 4th tie breaker – most honorable mention awards. If a tie remains, there will be co-winners.

(Continued on page 14)

(Continued from page 13)

5. **Inter-Club** awards will earn points towards the SSCC Photographer of the Year award as follows:

- 1st place – 7 points
- 2nd place – 5 points
- 3rd place – 3 points
- HM – 2 points

However, in competitions where the HM awards exceed 10% of the total competition entries, an HM will only earn 1 point. Entries accepted for club representation in competitions in which SSCC conducts preliminary qualification judging will receive 1 acceptance point each. Acceptance points are separate from, and in addition to, any points that may be earned in the inter-club competition.

VIII Photographic Excellence Awards

1. **SSCC Star Merit Award:** For each 50 points scored in monthly club and inter-club competitions, total accumulation in all classes and categories over any period of time while a member in good standing of SSCC, a member shall be awarded a Star Merit Award. Stars shall be awarded up to a maximum of five (for a 250 point accumulation).

2. **SSCC Master of Photography Award:** Upon accumulating 300 total points in the SSCC Star Award System, an SSCC member shall be awarded an SSCC Master of Photography plaque.

3. **SSCC Grand Master of Photography Award:** Upon accumulating 600 total points in the SSCC Star Award System, a member shall be awarded the SSCC Grand Master of Photography plaque.

4. **SSCC Hall of Fame Award:** Upon accumulating 1200 total points in the SSCC Star Award System, a member shall be awarded the SSCC Hall of Fame plaque.

5. The Chairperson of the Competition Committee and/or the Historian shall maintain records necessary for the administration of Photographic Excellence awards.

6. Points for the Photographic Excellence awards shall be determined on the same basis as Photographer of the Year (see Section VII).

IX Service Award

A Service Award may be awarded to the SSCC member who the Executive Council determines has made outstanding contributions to further the interests of the Club and its membership. The Executive Council shall make this determination by secret ballot no earlier than May 1st of the award year. The member must receive a majority of the votes cast; if no majority is reached, there may be up to two additional ballots in an effort to achieve one. If no majority is reached after the third ballot, there shall be no award for that year.

Master file held by – Stan Klem
"SSCC Comp Rules" (07/00)
Revised (04/02)
Revised (04/03)
Revised (Sep/2004)
Revised (Apr/2007)
Revised (Summer/08)
Revised (August/09)

Portfolio Development Workshop

"What can I do with all the photos I have?"

Answer: Take a portfolio development workshop with SSCC member **Charlie Bowers!**

A portfolio is a collection of photographs build around a common theme (with sub-themes possible) or a common style. Portfolios can be a handful of images, 30 or so images for display on a website, or 70-80 images to fill a book. A photographer's portfolio represents their best work—in quality, composition, technical details, and presentation.

There are only two spaces left for interested SSCC members! There is no cost to attend. The workshop is being held on the first Wednesday of every month from 7 to 9 pm, at Charlie's office in Olney. There will be one Saturday session on the morning of September 26 at Charlie's home studio in Ellicott City. The following meeting will be on October 7.

Charlie expects participants to attend regularly and to be ready to do homework between meetings. "This will not be a casual workshop. I expect people to work." A couple of session will include presentation of printed images and participants will be required to make their own prints. Other sessions will include presentation of images in digital format.

To sign up or for questions, contact Charlie at charlie@gardengate.net.

Help Wanted!

Volunteers: on Saturday, September 26th for the third annual "MAGICAL MONTGOMERY" in downtown Silver Spring. This is an event designed to highlight local artists. Since its inception our club has participated in this event by exhibiting multiple photographs taken by our members. It is also a great opportunity to talk to the visitors at our booth about the extraordinary benefits provided by the club that enhance a deeper appreciation for the art of photography.

In order to have maximum exposure during this afternoon, we ask that members volunteer to represent the club for about an hour - the more people the better. It is a fun filled time, with a great variety of artistic presentations, great food, and an overall festive occasion. Please mark your calendars and join in the fun. More details will follow at our September meetings.

From Our New PSA Rep Michael Koren

Welcome to a new season at SSCC. This year I am handing over the reins of Competition Chair to the very capable duo of Michael Tran and Mark Ratner. I will become the PSA Representative for the Club. PSA offers many services for members. A few of which are: opportunity to participate in image evaluation services, get access to personalized learning with PSA Mentors and Consultants, special member discounts on products and services geared toward photographers, and much, much more. For the cost of a few photography magazine subscriptions you can have an interactive experience with other photography enthusiasts worldwide. For more info visit www.psa-photo.org.



Emerging Common Green Darner, Arlene Gmitter

Calls For Entries

Washington Gallery of Photography "I See DC"

This is a Jurored show for members of Camera Clubs in the Metro DC area, and will be part of FotoWeekDC exhibitions. The juror will be John Reef, fine art photographer and instructor. John's work and biography can be found at www.johnreef.com. The Gallery is part of the Washington School of Photography.

Deadline: October 1.

Info: at www.wsp-photo.com.

FotoWeekDC

Deadline September 13

Info: www.fotoweekdcawards.org

South Silver Spring Block Party

Oct. 3

<http://blockparty.southsilverspring.org/vendors/art/2008>

Focal Press Photoshop Challenge

This monthly contest is open to anyone and is free to enter. Use the link below to register and upload your images. You can also vote on images and forward this contest to your friends so they can vote.

August Focus: Photomontage

September Focus: Check the website below

www.focalpress.com/Content.aspx?id=6830

Center for Fine Art Photography

Art in Nature.

Deadline September 15.

Portfolio Showcase.

Deadline October 27.

Info: www.c4fap.org

Qatar Visitor Magazine/The Gulf Times

Ramadan Photo Competition.

Deadline September 30.

www.qatarvisitor.com/index.php?cID=428&pID=1466

Lens Culture International Exposure Awards

Deadline September 15.

Info: www.lensculture.com/contest.html

MINI Space: Duality

Deadline September 18

Info: www.minispace.com/en_us/background/?utm_source=s_nk_194

Travel Photographer of the Year

Deadline Sept. 22

Info: <http://tpoty.com/>

Asia Without Borders Competition

Deadline September 30

Info: www.awbphotocontest.com

MIT Legatum Center: Women's Entrepreneurship

Deadline September 13

Info: <http://decompetition.mit.edu/contest.htm>

River to Well

Deadline September 15

Info: www.rivertowell.com/submit.php

United Nations: Humanizing Development

Deadline October 1

Info: www.ipc-undp.org/photo/index.htm

Worldwide Photography Gala Awards

Benefits Save The Children

Deadline September 27

Info: www.thegalaawards.com

SCAN: Stop Child Abuse Now of Northern Virginia.

This contest challenges amateur and professional photographers of all ages to capture images that evoke the importance of family for children and the value of a nurturing childhood.

Winning photos will be published in a 2010 SCAN publication and exhibited at SCAN's 2009 *Toast to Hope: Bringing Children & Families into Focus* on Saturday, November 14th at the NRECA Conference Center in Arlington, Virginia. The exhibition, along with food samples, wine tastings, and a silent auction, will help SCAN raise funds to prevent child abuse and neglect here in Northern Virginia! All proceeds from the *Toast to Hope* go directly to support SCAN's Parent Education, Public Education, and Alexandria/Arlington Court Appointed Special Advocate (CASA) Programs.

Deadline: October 1

Info: www.scanva.org or call Sonia Quiñónez, at (703) 820-9001 or email her at

SCANPhotoContest@gmail.com.



Misquamicut Beach, Rhode Island, Dave Mullen

PSA News

PSA Internet Photo Talk Workshop in China

Henry Ng

On June 18, 2009, **Henry Ng**, PPSA, PSA Services Vice President, **Thomas Lang**, APSA, EPSA, Chairman of the PSA Asian Affair Committee, and **Daduan Deng**, Lead Country International Representative (IR) in China conducted an Internet Photo Talk workshop with photographers in China. The Photo Talk workshop was conducted in a broadcasting studio in Shanghai, China and was broadcasted over the Internet live to all parts of China from 4:00 pm to 6:30 pm China time (i.e. 4:00 am to 06:30 am on June 18, 2009 US Eastern Time). Anyone, anywhere could click on the Photo Talk workshop icon on the PSA China website to log in and see the show live. News of the Internet Photo Talk workshop was advertised on the PSA China website beforehand.

The Internet Photo Talk workshop included three parts, and was conducted in two different Chinese languages (Mandarin and Cantonese). In the first part, **Henry** gave an overview of the PSA, including its history, organization, activities, and the benefits of being a PSA member or member club. **Thomas** followed with an overview of the PSA IR program and the International Exhibitions, including the different sections and rules, how to find information about the exhibitions, and how to enter. In addition, he described how to host a PSA recognized International Exhibition and the benefits of doing so. **Daduan** gave an overview of the future plans of the PSA China website www.PSACHina.org, which contains PSA information translated from English into Chinese, enabling Chinese photographers to better understand PSA. The PSA China website is part of the PSA

International Affairs new initiative. Its purpose is to have the PSA country's IR establish a website in their country, and have PSA information translated into the local country's native language. The PSA China website was the first one established, and was officially launched in February 2009 by the China IR team in Beijing, China.

The second part of the Internet Photo Talk workshop was on the differences between various sections of the International Exhibitions. Since few people in China fully understand International Exhibitions, **Henry** and **Thomas** used more than 50 of their award-winning images to show the styles, and to demonstrate the differences among pictures entered in the different sections of International Exhibitions. In addition, the

Photo Talk workshop participants emailed their images in for critique.

During the last 30 minutes of the broadcast, the workshop was opened up for questions from any photographer in China. These were sent in via the Internet, and **Henry**,

Thomas, and

Daduan answered them during the show in real time. This was the first time that PSA held such an event in China. The Internet Photo Talk workshop worked extremely well, and there were many questions sent in by photographers in many different parts in China during the show.

You can see the Chinese Internet Photo Talk for yourself at

www.psachina.org/viewwrp.action?id=183.



Left to right: Daduan Deng, Henry Ng, PPSA, and Thomas Lang, APSA, EPSA

Dues Are Due!

Membership dues for the 2009-2010 club year are due by October 31, 2009. Wondering whether or not SSCC is a good value? Here's a comparison of classes you could have taken last year, and what they would have cost. Club membership remains a great buy! Please give your check to our treasurer, Jerry Fath, at any club meeting.

SSCC Value, 2008-2009					
	Silver Spring Camera Club	Glen Echo PhotoWorks	Washington School of Photography	VisArts	Sante Fe Workshops
Membership	\$45	\$0	\$0	\$0	\$0
<i>Portrait Lighting</i>	Included	\$140	\$180	\$190	\$1,195
<i>Critiquing</i>	Included	\$70	Not offered	\$20	Included
<i>Mat Cutting</i>	Included	\$75	\$155	Not offered	Not offered
<i>Monthly Field Trips</i>	Included	Not offered	Not offered	\$50 each	\$700-\$5,000
<i>Photoshop Basics</i>	Included	\$325	\$75	\$150	\$1,095
<i>Macro/Close up</i>	Included	Not offered	\$155	Not offered	Not offered
<i>Point & Shoot</i>	Included	\$125	Not offered	Not offered	\$1,020
<i>Book Printing</i>	Included	\$360	Not offered	Not offered	\$345
<i>Composition</i>	Included	Not offered	\$155	Not offered	Not offered
<i>Photojournalism</i>	Included	Not offered	\$350	Not offered	\$995
Total	\$45	\$1,095	\$1,070	\$360	\$4,650
Savings		\$1,050	\$1,025	\$315	\$4,605

Exhibits and Events

Elsa Brandt: Photos Christ Congregational Church, 9525 Colesville Road (just south of Four Corners). Mon.-Fri. 9am-5pm. Sat. 9-12. Parking is behind the church, entrance is off the parking lot. Closes Aug. 31

Animal World Sandy Spring Museum. Works by the Silver Spring and Gaithersburg Camera Clubs. Through Sept. 13. www.sandyspringmuseum.org

Karsh at 100: Portraits of Artists Canadian Embassy through December 18. 501 Penn. Ave. NW. Mon.-Fri. 9am-5pm. Free.

Kodachrome Culture: The American Tourist in Europe Through Sept. 7.

Lions & Leopards, Works of Dereck & Beverly Joubert Through October 4. National Geographic, Free. www.nationalgeographic.com/museum

Grey Matters Monochrome images from the gallery's master printing class. Photoworks Gallery, Glen Echo, MD. Sundays and Wednesdays, 1 pm-8 pm. Through Sept. 7. www.glenechophotoworks.org

William Eggleston: Democratic Camera at the Corcoran Gallery through Sept. 20. www.corcoran.org

Photographs of the Civil Rights Movement at the Historical Society of Washington. www.historydc.org

Storefront Churches: Photographs by Camilo Jose Vergara at the National Building Museum. Through Nov. 29. www.nbm.org

National Portrait Gallery

Portraiture Now through September 27

Presidents in Waiting through January 3 www.npg.si.edu

Presidency IV Works by Thomas Demand. National Gallery of Art, East Building. www.nga.gov

Lou Reed: Romanticism Adamson Gallery through Sept. 5. <http://adamsongallery.jimdo.com/>

Chandi Kelley: Timelines Vivid Solutions DC through Sept. 8. www.vividsolutionsdc.org


Senior Deal of the Month

Senior Citizens (age 62+) are offered free admission to the Maryland Renaissance Festival on Labor Day, Monday, September 7. Did they shoot in color back then? More info at <http://rennfest.com/>.

Member News

In addition to **Henry Ng's** trip to China, reported elsewhere in this issue, he tells us that **Mike Tran** and **MyPhuong Nguyen** have been helping him and PSA in getting PSA information translated from English into Vietnamese, as the PSA translates its websites into foreign languages over the past few months. PSA-China.org (in Chinese) is the first one and is on-line from Beijing. Its news was just published in the 2009 August issue of the PSA Journal, in which the hard work of Mike and MyPhuong were acknowledged. They did an outstanding job in helping to translate PSA information from English to Vietnamese. The Vietnamese PSA prototype web site is being developed. Here's hoping to see it on-line soon!

Carl Brandt had a photo exhibition to accompany his 60th college reunion at the University of Connecticut, with an article in the alumni news. Unfortunately, Carl was unable to attend due to an abdominal aortic aneurism which needed to have its picture taken!



Copyright News

On August 1, paper copyright filing fees went from \$45 to \$65 per filing, while digital remains at \$35. Is the Copyright Office is trying to tell us something?

If you file by paper, it's now worth your while to change over to digital filing!

Classes and Workshops

Galapagos Islands Photography Trip January 7-19, 2010.
Recommended by member Arlene Gmitter!
www.travelimages.com/brochureecuador2010

Washington School of Photography

Intro to Digital Photography: Four classes each session.
Sessions begin Sept. 3, Sept. 8, Sept. 13, Oct. 3, Oct. 6.
Success as an Artist. Sept. 13, 7-10pm
Lighting with Portable Flash. Four classes, begins Sept. 17
Fine Art Figure. Sept. 19, 10am-4:30pm
Getting Into Galleries. Oct. 6, 7-10pm
Advanced Darkroom. Oct. 10 & 17, 10am-4:30pm
Website Design. Oct. 13, 7-10pm
Assisting: Learn and Earn. Oct. 14, 7-10pm
Basic Photoshop Retouching. Oct. 15, 7-10pm
Intro to Darkroom. Four classes, begins Nov. 11
Many others offered as well, too many to list!
Info: www.wsp-photo.com

Glen Echo Park Photoworks

Digital Camera Basics. Sept. 9 & 16, 9:30am-Noon
Sept. 10 & 17, 6:30-10pm; Oct. 21 & Nov. 4, 9:30am-Noon
Pinhole Photography. Saturdays, Sept. 12-Oct. 31.
Basics: F/stop & Shutter. Mondays, Sept. 14-Nov. 15 or Tuesdays, Sept. 29-Nov. 17
Emotional Portrait. Sept. 20 & 27, 2:00-5:00pm
Photoshop Basics. Wednesdays, Sept. 23-Oct. 14, or Tuesdays & Thursdays, Oct. 6-15.
Narrative Photography. Thursdays, Sept. 24-Oct. 22.
Photoshop Elements. Saturdays, Sept. 26-Oct. 31
Again, many others offered, too many to list!
Info: www.glenechophotoworks.org

Joseph Rossbach

HDR, Sept. 11
Ricketts Glen Waterfalls, Sept. 19
West Virginia Autumn, Oct. 8-11
Great Falls Autumn, Oct. 30-Nov. 1
Info: www.josephrossbach.com

VisArts

Birds & Wildlife. Thursdays, Sept. 17-Oct. 1
Close Up Nature. Sept. 25, 26, 29.
Composition. Oct. 9, 10, 13.
Image Transfer. Oct. 24, 10:00am-5:00 pm
Many more! Info: www.visartscenter.org

Mountain Trail Photo

Great Smoky Mountains. Sept. 18-20
Info: www.mountaintrailphoto.com/workshops.htm

2008-2009 Year End Winners

Combined Slides

		25 entries
1 st Place	My Phuong Nguyen	Babcock State Park in Fall
2 nd Place	Beth Koller	Flowers in Globe
3 rd Place	Beth Koller	Bryce Doorway
Honorable Mention	Beth Koller	Tines
Honorable Mention	Michal Tran	Fisherman at Dawn
Honorable Mention	Elisa Frumento	Flower with Dew

Novice Color Prints

		30 entries
1 st Place	<i>Arlene Gmitter</i>	<i>Emerging Common Green Darner *</i>
2 nd Place	Angelique Raptakis	Misty Surf
3 rd Place	Mario Ramos	Immigrant Hands
Honorable Mention	Mario Ramos	Hope
Honorable Mention	Angelique Raptakis	Sweet Smile
Honorable Mention	Mario Ramos	The Next Door

Advanced Color Prints

		24 entries
1 st Place	Mark Ratner	Duck
2 nd Place	My Phuong Nguyen	Reflected Lotus
3 rd Place	Beth Koller	Here I Come
Honorable Mention	Mark Ratner	Deer Me
Honorable Mention	Michal Tran	Motor-Fly

Novice Mono Prints

		21 entries
1 st Place	Michael Tran	Lucky T-Stick
2 nd Place	Ryvy Rueda	Waterproof
3 rd Place	Craig Callan	The Leap
Honorable Mention	Lynn Lilley	Rearing Horse
Honorable Mention	Michael Tran	Visitor

Advanced Mono Prints

		18 entries
1 st Place	Mario Ramos	Silver Rose
2 nd Place	Mario Ramos	Simply White
3 rd Place	Beth Koller	Joy
Honorable Mention	Mario Ramos	Cheese Vendor
Honorable Mention	Bill Rau	Worlds Largest Grain Bin

*** BEST OF SHOW**

End of Year Awards

<u>Award</u>	<u>Name</u>	<u>Title</u>
Novice Color	Genie Sachs	
Novice Mono	Lynn Lilley	
Novice Slide	Craig Callan	
Advanced Color	Mario Ramos	
Advanced Mono	Mario Ramos	
Advanced Slide	Michael Tran	
Service Award	Beth Koller	
Joyce Bayley 2008	My Phuong Nguyen	"Picking My Feather"
Len Tuchin Plaque	Arlene Gmitter	Emerging Common Green Darner
Star Plaque	Craig Callan	
Star Plaque	Beth Koller	
Star Plaque	Jerry Fath	
Star Plaque	Mario Ramos	
Star Award	Bob Catlett	
Star Award	Harold Hoiland	
Star Award	Beth Koller	
Star Award	Larry Mars	
Star Award	My Phuong Nguyen	
Star Award	Michael Tran	
Star Award	Mark Ratner	

(Continued from page 5)

a soft cloth to remove dust, or simply blow gently over the moulding. Dust so the particles do not fall on the front glass or painting surface.

Never use detergents - or plain water - to wash moulding. The liquids might damage the finish or run down inside the frame, damaging the artwork.

If the glass needs cleaning, very lightly dampen a lint free cloth with a mild glass cleaning solution. Ammonia-free clear Windex solution is a great choice. Carefully wipe the glass with the cloth. Never spray the cleaner directly onto the glass as the liquid might run inside the frame and damage the artwork.

Kay
 Agnus Dei Art & Frame
 Phone & Text (301) 879 4700

Editor's Note: Kay is offering 10% off on new orders, and 25% off on referrals.

Digital Competition Begins!

Jim Rogers

SSCC's digital competitions are (finally) scheduled to begin on September 10, 2009. The "Projected Image" category is defined in our official rules to include both slides and digital images. The Board of Directors has decided that digital will be the primary projected medium. Slide competitions will be discontinued (except for possibly very rare, special "Board approved" occasions). No changes related to our print competitions are being made.

Our "Competition Rules and Awards" state "A member's points total in the Projected Image category shall consist of the combined total of all points accumulated in both Slides and Digital club competitions and will be used to determine Novice or Advanced class." In other words, if you are an Advanced Slide competitor, you must compete as Advanced in Projected Image competitions . . . if you are Novice in Slides, you'll be Novice in Projected Image.

Technical requirements will dictate a number of logistical changes for the digital competitions. Images must meet rigid (but simple) specifications regarding file-name, size, format, dimensions and color space. Early entry submissions will be required, but sign-in on competition night will not be necessary. E-mail will be the only method of submission. That *may* change in the

future, but in the beginning we are trying to keep it simple. *Competition Specifications* will be published monthly in the *Cable Release*. Please review them every month, because changes may be needed as we adjust to these new processes, especially during the early months. Although these requirements may seem burdensome to some, that is not the intention. Standardization is the nature of the digital beast. Submission mistakes are expected as we all learn. I'll try my best to resolve any specific problems as I gather entries and prepare prior to the competitions, including contacting the member if needed (but that's not guaranteed).

Early submission of digital entries is one of the major departures from historic procedures. It will no longer be permissible to submit projected images (digital) at the meeting on the night of the competition. This is necessary to allow processing (review, loading, etc.) prior to the competition. The submission deadline is the night of the monthly speaker meeting . . . or one (1) week prior to the competition.

A brief discussion of digital competition requirements and procedures will be included during the September 17 workshop meeting. See articles elsewhere in this issue of the *Cable Release* concerning digital competition specifications and sizing images for digital competitions.

SSCC Mentors Available

<u>Topic</u>	<u>Name</u>	<u>Email</u>
Nikon D80	Dave Mullen	dave@nora-school.org
Nikon Flash	Dave Mullen	dave@nora-school.org
B&W Darkroom	Dave Mullen	dave@nora-school.org
Basic/Int. Photoshop	Dave Mullen	dave@nora-school.org
Composition & Exposure	Mike Lux	mlux@verizon.net
Rural Landscapes/General	Bill Rau	brau30@yahoo.com
Basic Digital Camera	Jim Auerbach	npajim@aol.com
<i>Your expertise here</i>	<i>Your name in lights!</i>	

SSCC Digital Competition Specifications

By virtue of submitting a digital image for competition, the entrant grants permission for the image file to be retained by SSCC for reproduction in any of its publications, including the newsletter (Cable Release), Yearbook, and/or posting on its Web site. The member retains all rights to the image, including copyright.

- * Monthly Images per member 2 (max)
 - * File Format JPG
 - * Image Dimensions
 - 1024 pixels wide (max) . . see Note below
 - 768 pixels high (max) . . . see Note below
 - * Color Space sRGB (suggested)
 - * File Size 500 KB (max)
 - * File Name: **Class ~Maker's Name~Image Title.jpg** (Example: **Nov~Tom Jones~Washington Landscape.jpg**)
 - The tilde ~ character separates the 3 subfields of the file name
 - Class** – Nov or Adv (capitalization not required)
 - Maker's Name** – spaces are allowed in name (Please use the *same* name throughout the year to aid recordkeeping.)
 - Image Title** – spaces are allowed between words in the title.
- DO NOT embed commas (,) or tildes (~) in any of the File Name subfields

Submissions will be accepted by **e-mail only**; no other method will be accepted. Please use a meaningful e-mail subject, such as "SSCC Oct 09 Images".

Please E-mail all of your images at **the same time** to: SSCCphotography@Yahoo.com and do not resubmit without first consulting with the coordinator.

Non-compliant submissions are subject to possible rejection without consultation with or notice to the submitter (although, if possible, problem resolution will be attempted).

Deadline: Midnight **1-week before competition** (SSCC's Speaker meeting night)
This will be the previous **Thursday** night (for regular monthly competitions).

Questions: Jim Rogers SSCCphotography@Yahoo.com
Signing-in on the Projected Image register will NOT be required on the night of competition.

Note: If for artistic reasons you wish your image to be presented at a size smaller than full screen, position your picture within a 1024 pixels wide x 768 pixels high **black** background image. In any event the submitted image should be constrained to fit within a box that is 1024 pixels wide by 768 pixels high.



© 2009 Aaron Johnson, Used with permission

Sizing Images for Digital Competition in Photoshop CS3

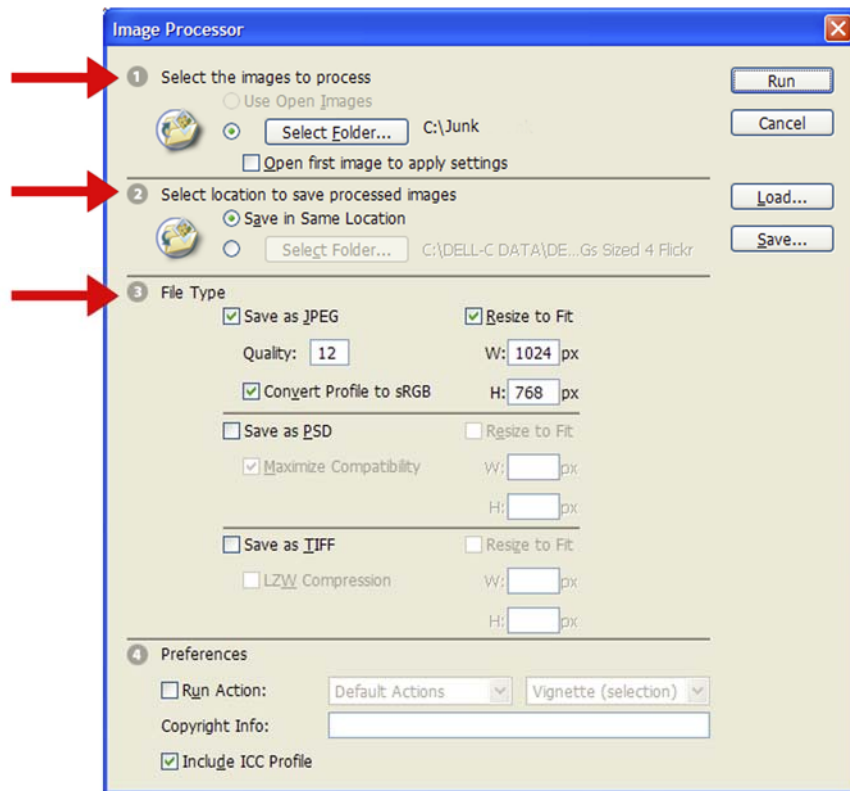
Jim Rogers

This Photoshop CS3 procedure will create properly sized copies in JPG format, with the correct color profile, to meet SSCC's digital competition specifications. Copies will be created for all images processed, thus the *original* image format (PSD, TIF, or JPG) does not matter.

After you've finished all modifications/manipulations in Photoshop, proceed as follows:

- A. **Place** ALL competition files to be resized in a separate folder--file type (psd, jpg, tiff) doesn't matter.
- B. Click "**File**" in Photoshop menu (upper left) and Select "**Scripts**" and then "**Image Processor.**"
- C. In the **Image Processor** drop-down menu, under the four sections:
 1. Click "Select Folder" and choose your competition files folder;
 2. Select a location for your processed images or select "Save in Same Location*" button;
 3. In "File Type" – Select all three check boxes:
 - ♣ **Save as JPEG** and choose a Quality (e.g. 12);
 - ♣ **Convert Profile to sRGB**; and
 - ♣ **Resize to Fit:** and key in W=1024, H=768
 4. Select: **Include ICC Profile**

* "Save in Same Location" creates a folder (named JPG) in the folder containing the images being processed.



Be sure that in "File Type" you've set, JPEG, Quality, sRGB, W=1024, H=768

I *always* put all the images to be sized into the same folder and select "Save in Same Location". This creates a folder (named JPG) in the folder containing the images being processed, making organization much easier.

I also use this method to create smaller files (which speeds processing) to use as I'm working on digital slide shows using *ProShow Gold*. It should work well for whenever you need smaller files.

Draft Minutes of the Silver Spring Camera Club Board Meeting

August 20, 2009

Present: Craig Callan, Bob Catlett, Carl Brandt, Norm Bernache, Stan Klem, Jim Rogers, Dave Mullen, Michael Koren, MyPhuong Nyugen, Michael Tran, Bill Rau

Apologies: Angelique Raptakis, Jerry Fath

- 1) It was agreed by the board that each of the three monthly meetings will begin at 7:30 pm.
- 2) Craig Callan offered to help organize the SSCC booth at the Magical Montgomery event, to be held in downtown Silver Spring on Sept 26, 2009. This will be the third year that SSCC has participated in the event. Two basic photography demonstrations will be held by club members during this year's event.
- 3) Bob Catlett suggested and it was agreed by the board that during competitions, all print competitions will occur prior to the break and projected image competition will be held after the break.
- 4) Carl reviewed the finances of the SSCC which had been forwarded by Jerry Fath. It is possible that rent for the church room will be increased by the church this year. Otherwise, the current balance, projected income and projected expenses are reasonable.
- 5) Jim Rogers said that SSCC is nearly ready to begin digital competitions in the projected image category this year. The guidelines for submissions of images to Jim are nearly finalized and will be published in every issue of the *Cable Release* and will be posted on the website. A new screen has been purchased.
- 6) Craig Callan asked that all items sent to the *Cable Release* also be sent to him for posting on the SSCC website.
- 7) Stan Klem reported that for the coming year all but one slot for presenters and most slots for judges have been filled. Several of the speakers will talk about topics that match the SSCC competition themes for the year.
- 8) A number of suggestions were put forward for activities for 3rd Thursday nights. It was agreed that the first 3rd Thursday evening (Sept 17th) will be a presentation by Jim Rogers on preparing digital images for submission to competition. Another activity will also be added to that night. Craig Callan agreed to be the lead for organizing 3rd Thursday evenings; Bill Rau will assist. Craig will announce the line-up for (most) of the year at the first club meetings.
- 9) Membership: MyPhuong Nyugen will bring to the first SSCC meeting in September updated flyers for distribution by club members at locales around Silver Spring. Craig Callan will contact people who have inquired through the website about SSCC meetings and membership. A postcard may be produced, with details about SSCC meetings and location.
- 10) Bob Catlett reported that the Sept and Oct field trips locales have been set.
- 11) The board approved the revisions to the SSCC Competition rules which had been prepared by Jim Rogers and Stan Klem.

Explore the Potomac River with Roy Sewell: September 13 Slide Show

Beth Koller

Roy Sewell is a man of many talents. The SSCC knows him as a competition judge, but he is also an engineer and aficionado of the C&O canal and Potomac River. He is the Chair of the *C&O Canal Trust* as well as the author of two coffee table photo books on the Potomac River (*Our Potomac* and *Great Falls & Mather Gorge*). Although Roy's images concentrate on the lower parts of the Potomac watershed, he knows that West Virginia is the source of the headwaters for most of the rivers in the East and that they all flow downhill--with their beauty and problems. To help address the latter, he will present a slide show at [Potomac Paddle Sports](#) on September 13, tentatively from 6:00 pm to 8:00 pm as a fundraiser for the [West Virginia Rivers Coalition](#). The show will be accompanied by a brief presentation of the history, mission, and current projects of the WVRC--including a pharmaceutical take-back program to reduce endocrine disruptor entry into the watershed. Light refreshments will be served. There will be an opportunity to purchase books and have them signed. Recommended donation levels start at \$15. Reservations are suggested. Directions can be found at www.potomacpaddlesports.com. See Beth Koller or www.wvrivers.org for more details.

Cable Release Article Submissions

Paid members of SSCC can submit articles for the *Cable Release* on any photography related topic. It may run the month following submission, or may run in a later issue depending on space availability. Topics might include your member profile, gear review, a magazine review, a camera, flash, or Photoshop technique, places you've shot, why you like (or dislike) it, and how to get there., exhibits you've seen, upcoming exhibits that others might like to see, calls for entries, photolabs (online or local), what you like/dislike, classes and/or workshops you've taken. Please submit in Word, WordPerfect, or raw text format without font or other formatting.

2009-2010 Competition Topics

September	Open
October	Nature
November	Night
December	Open
January	Sports
February	Open
March	Texture
April	Open
May	Faces

Adding Your Competition Winners To the Web Site

A gallery has been set up for competition winners on the SSCC Web site at www.sscphotography.org. Here's how to add your winning photos to the gallery.

1. Login and upload your photos. Go to "**My Account**" on the menu across the top, and select "**My Image Library**". Fill in the title of your image, and use the "**Owner Image ID**" field to record the award information for example "April 2009 Advanced Color 1st Prize." Click on the "**Browse**" button and find your image file on your computer. When you're finished, click on the "**Add this Image**" button and wait for your file to upload. (HINT- the upload will be much faster if you use your image editing software to resize your photos so that the longest dimension is about 1000 pixels.) Repeat this process until all your winners have been uploaded.

2. Go to "**My Account**" and select "**My Galleries**." Find the Gallery named "April (or the name of the current month) Competition Winners" and click on the pencil icon under the "**Edit**" column.

3. Once the Gallery page opens, scroll down to the bottom of the page and click on "**Add Images**." Your Image Library will open with a check box next to each picture that says "Selected." Click on the box next to each of your winners to add them to the gallery. When you're done, go to the bottom of the page and click on "**Finished Marking Desired Images**."

4. Check to make sure that your images are now shown in the gallery, and you are done. The gallery is marked "unapproved," because once a gallery has been approved for public display, photos cannot be added. The gallery will be approved for display after the following weekend, so please upload your images before the 20th of each month.

Adding Your Competition Winners To the Cable Release and Yearbook

For print publications such as the *Cable Release* and the *Yearbook*, a higher quality image is needed compared to what is appropriate for the web. A 1024x768 at 72 pixels per inch gives a file of 63kb, which is great for web viewing but too low a resolution for printing. This is equivalent to 14 inches x 10 inches at 72ppi. For print work, we need a resolution of 300 pixels per inch. This same file size 1024x768, when 300 pixels are crammed in per inch, gives a file equivalent to 3-1/2 x 2-1/2 inches... too small for publication. For printing the *Cable Release* and the *Yearbook* larger, higher quality pictures are needed.

While you may send any image in any size or format for publication in the *Cable Release* and *Yearbook*, you will

make your editor's life much easier if you follow these suggestions.

Width/Height: 8 inches on the longest side

Resolution: 300 ppi

Format: JPG (best quality, least compression)

This will be a large file, but by using these suggestions the *Cable Release* should be suitable for printing on color inkjet and laser printers, and your photos will appear close to full size in the *Yearbook*.

Please include *your name* and the *image title* in the filename. You are invited to write a brief blurb about the taking of the photograph.

Call For Articles and Photos

- ♠ Have a tip to share with your fellow photographers?
- ♣ Know a good place to shoot?
- ♥ Took a nice trip?
- ♦ Using an interesting piece of software?
- ♠ Buy a new lens?
- ♣ Know of a good deal?
- ♥ Have a recommended podcast?
- ♦ Attended a good workshop?
- ♠ Seen a good exhibit?
- ♣ Won a ribbon at last month's competition?
- ♥ Want to be a published author?
- ♦ Want to make your newsletter editor's life just a little bit easier?

Articles and photographs are always needed for the *Cable Release*! You enjoy reading it... how about sharing a bit of yourself with the club? The *Cable Release* can only be as good as you help make it! SSCC members should email articles and photos to dave@nora-school.org. Don't worry, spelling will be checked and edited before going to press!

Competition Entry Formats

For Projection (Please see details in this issue)

JPG File Format, 1024 pixels wide by 768 pixels tall, sRGB color space, 500 KB max size, correct file name format.

File Name: **Class~Maker's Name~Image Title.jpg**

Example: **nov~Tom Jones~Washington Landscape.jpg**

The tilde ~ character separates 3 fields of the file name.

Class – Nov or Adv

Maker's Name – spaces allowed, use the same name throughout the year.

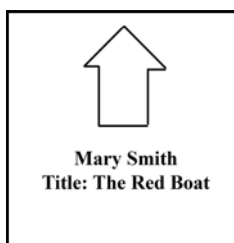
Image Title – spaces allowed, no commas.

Submissions by **e-mail only** to:

SSCCphotography@yahoo.com

Deadline: Midnight 1-week before competition

For Prints



Mark the **BACK** of the mat with photographer's **name** and **title** of the image and an **arrow** indicating the print's correct orientation

Silver Spring Camera Club Membership Form 2009-2010

Name: _____ Spouse/Partner's Name: _____

Street Address: _____

City: _____ State: _____ Zip Code: _____

Phones - Home: _____ Work: _____ Cell: _____

Email Addresses: _____

Membership rates:
Individual \$45
Student or Spouse \$35
Family \$65.

Dues cover the club year from September through May. After January 31, dues for the remainder of the club year for new members are \$35; dues for spouses and students remain at \$35.

Make checks payable to the *Silver Spring Camera Club*, and mail to:

SSCC, P.O. Box 2375, Wheaton, MD 20915-2375, or simply bring your check to one of our meetings.

For all questions about the club, contact Membership Chair MyPhuong Nguyen at mpnguyenfoto@yahoo.com

SSCC Calendar

September 2009

- 3 First meeting of the Club year!
- 10 Competition: Open
- 12 Field Trip: Glen Echo Park
- 17 Third Thursday Workshop: Digital
- 26 Magical Montgomery Show

October 2009

- 1 Speaker: Gary Silverstein,
Night Photography
- 8 Competition: Nature
- 15 Third Thursday Workshop

November 2009

- 5 Speaker: Sam Kittner, Panoramas
- 12 Competition: Night

THE CABLE RELEASE SUBMISSION DEADLINE
is the 24th of each month.

Third Thursday Traffic Update

September 17

7:30 pm

Be prepared for lots of traffic, and perhaps problems parking in the church parking lot, on our first Third Thursday workshop. Montgomery Blair High School has their Back-To-School Night that night, which means that Four Corners traffic and parking will require great patience.

Digital Entries
Due September 3
Midnight!
See details in this issue.



Silver Spring Camera Club
PO Box 2375
Wheaton, MD 20915-2375

First Class Mail