



SILVER SPRING CAMERA CLUB • P.O. BOX 2375 • WHEATON, MD

20902-0471

CABLE RELEASE



October 2005

Founded 1950

Volume 45, Number 2

October Highlights

by President Stan Klem

October is a beautiful time of the year--a time that blesses our eyes with nature's rich and glorious yellows, oranges, and reds. And so, our field trip to Harper's Ferry on October 15th is designed to maximize our enjoyment of the fantastic fall foliage. If you've not visited this beautiful area at this time of year, you're in for a real treat.

Also this month Charlie Bowers begins his first group session on Photoshop Elements and learning about digital workflow--or how to get your inkjet print to match that beautiful image on your monitor. If you missed the newsletter articles about this workshop, see our Sept. newsletter on our Web site at <http://www.scccphotography.org>.

This month our education chairperson Pete Manzelli will try a second time to launch his Crash Night workshop. As you may recall, we had to cancel September's workshop due to a flipped tractor trailer that closed eastbound University Blvd. and the access to our parking lot. The October session will be held on Thursday, Oct. 13th, 7:30 p.m. at the church.

Also, we will hold our annual Joyce Bailey Nature competition on Thursday, October 20. If enough entries are submitted to all our slide and print categories, we will have six first place winners who will vie for the top honor of Nature Image of the Year. This year, in addition to getting their name engraved on our plaque of honor, the winner will also receive a gift certificate for a free 20 x 24 digital print courtesy of United Photo and Custom Touch Lab in Beltsville, Md. (See article on page 3.)

Finally, this month we begin a new feature in our newsletter entitled "SSCC Member Spotlight."

Every month the newsletter will print a photo and short but enlightening biographic sketch of one of our members. In conjunction with the newsletter article, each month's spotlighted member will be able to share a few of their photographs with the rest of us, and briefly tell us why they chose to share those particular images. This experience should help us get to know each other just a little better.

On Thursday, Oct. 6th, our first spotlighted member will be Elsa Brandt (see her photo and bio on page 5).

October Field Trip

On Saturday, October 15, the Field Trip chair, Bob Catlette, will lead a photo safari to Harper's Ferry, West Virginia. Meet Bob at 8:30 a.m. in the Giant Food parking lot, 8750 Arliss St., Silver Spring, MD 20901, across from the Long Branch Public Library.

Click [here](#) for a Yahoo! map for getting to the meeting place. Carpools will be formed and directions will be handed out. For more information, please contact Bob at 301-585-7163, or talk to him at any of our first two October meetings at Marvin Memorial (Oct. 6 & 13). Guests and especially new members are welcome; you need not be an SSCC member to participate.

Newsletter Editor Still Wanted!!!

We are still looking for an editor for our club newsletter (the *Cable Release*). If you volunteer for this task, you will not be left on your own. I will be your mentor, and guide you through each and every issue, until such time that you become comfortable and adept at running it without assistance.

Stan Klem, President

SSCC Officers and Chairpersons (2005-06)

President	Stan Klem	301-622-6640
Vice President	Mike Smith	301-565-3239
Treasurer	Bob Catlett	301-585-7163
Secretary	Bill Rau	301-588-7562
Director	Mike Lux	301-929-1350
Director	Peter Manzelli	301-622-2570
Director	Jim Rogers	301-855-3532
Cable Release	Vacant	
Competition	Michael Koren	410-695-0706
Programs	Clarence Carvell	301-725-0234
Membership	Garry Kreizman	301-384-4911
Field Trips	Bob Catlett	301-585-7163
Web Site Mgr.	Marc Payne	301-565-0825
Historian	Norm Bernache	301-935-5617
Property	Joel Fassler	202-829-7899
Exhibits	Vacant	
PSA Rep.	Henry Ng	301-460-3155
Hospitality:		
Speaker's Meeting	Mike Lux	
Competition Night	Elisa Frumento	
Workshops:		
Education	Peter Manzelli	301-622-2570
Slides	Vacant	
Digital Imaging	Charlie Bowers	410-465-2696

The *Cable Release* is published ten times each year, September through May plus July, for members of the Silver Spring Camera Club. All rights are reserved but may be reprinted without permission provided proper credit is given. SSCC is a nonprofit organization dedicated to the advancement and enjoyment of photography. Visitors and prospective members are welcome. Membership is open to all persons interested in photography. For more information, contact Garry Kreizman at 301-384-4911. SSCC is affiliated with the Photographic Society of America.



Membership Rates

Student	\$25.00
Individual	\$35.00
Family	\$55.00

Submissions for the *Cable Release* should be directed to Editor, *Cable Release*, at (address to be announced). Photos may be sent as e-mail attachments or mailed as prints.

SSCC Web site: <http://www.scccphotography.org>

SSCC Meeting Location

All three major meetings for this Club Year (2005-06) will be held at the Marvin Memorial United Methodist Church at Four Corners in Silver Spring. Directions are as follows:

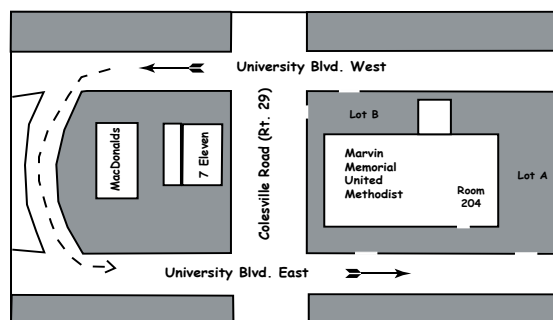
From downtown Silver Spring: go north on Colesville Road (Rte. 29); take a right onto University Blvd. East; then left into the church parking lot A.

From College Park/Takoma Park: take University Blvd. West. As you approach Rte. 29, move to your far left lane and turn left into church parking lot B. Or, you can pass through Rte. 29 intersection and turn left at the loop just past MacDonalds. Proceed on University Blvd. East, pass through Rte. 29 intersection, and quickly get in the far left lane and enter into church parking lot A.

From points north of Four Corners: proceed south on Rte. 29 and turn right onto University Blvd. West, move into the far left lane and turn left at the loop just past the MacDonalds. Proceed through Rte. 29 intersection, and turn left into church parking lot A.

From Wheaton and points west of Four Corners, go east on University Blvd. As you pass through Route 29 intersection, turn left into parking lot A.

Wherever you park, walk to the southeast corner of the Church and enter Room 204. All of our meetings begin at 7:30 p.m.



Contents

October Highlights	1
October Field Trip	1
October Speaker's Meeting.....	3
October Competition Meeting	3
Crash Night.....	4
Salon Award News	4
SSCC Member Spotlight.....	5
Introduction to Photoshop Elements 3	6
SSCC Program Schedule for 2005-06.....	7
Sandy Spring Exhibition	7
SSCC September Competition Results.....	8

October Speaker's Meeting

Our guest speaker for October 6th will be Joseph Miller, and his topic will be abstract photography. Mr. Miller teaches photography classes at the Northern Virginia Community College, Manassas Campus. He also conducts various workshops for students at all levels of expertise at his Center for the Photographic Arts in Northern Virginia, and frequently speaks, critiques, and judges at photographic societies. He writes extensively on a variety of photographic subjects, with particular interest in analysis and appreciation of fine art photography, visual communication and design, and the evaluation of judges. He has been an avid photographer for over 40 years and was instrumental in the creation of the Northern Virginia Alliance of Camera Clubs.

The Epson Connection

The World of Epson Photography

Demystifying the world of inkjet technology

Meet Kathy Werling of the Epson Evangelist Team

- Learn what goes on inside Epson scanners and printers
- Learn the secrets of making the perfect scan and print

Kathy Werling is one of Epson's specially trained imaging experts. She has been demonstrating and teaching the use of Epson products for nearly 10 years.

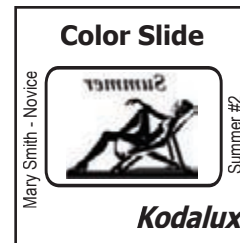

Mac Business Solutions will also be on hand to demonstrate and talk about the new Epson Stylus Pro 4800. MBS has been serving professional photographers in the Washington area for over 15 years. They are an authorized Epson Professional graphics reseller.

Open to members of BCCC, SCCC, NBCC, NIH and NVPS - Space is limited

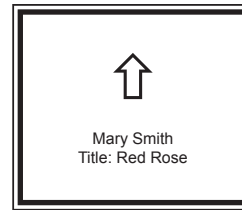
Bowie-Crofton Camera Club
7:30 PM Monday, October 24, 2005
All Saints Lutheran Church
At US 301 and Mt. Oak Road
Bowie, MD
www.b-ccc.org

How to Mark Slides & Prints

FRONT of slide
viewed normally, with
thumb spot marked in
lower left corner



REVERSE of slide, with
photographer's name,
competition class, and
title of slide



REVERSE of the matted print, with photographer's
name, title of print, and orientation arrow



Competition label for
sign-in book

October Competition Meeting

with Judge Tim Edberg

Our annual nature competition will be held on October 20th for both Slides and Prints. After all six competitions are completed, the judge will review all six first place winning entries and choose a single Best of Show. The photographer of that Best of Show image will win the Joyce Bayley Award for this year along with a gift certificate for a 20x24 digital color print.

According to our Competition Rules and Awards (Sep/2004), Nature is defined as . . .

"Pictures that portray different kinds of various aspects of natural plant and animal life in a living state, that illustrates the natural features of land and sea or that reveal certain natural phenomena, such as cloud formations, light refractions (sunsets auro-ras etc.), precipitation, frost, fire, but which **do not show the hand of man**, such as buildings, fences, beer cans, etc. Domestic plants or animals may be included, provided they do not show the hand of man".

Any image that has previously won the Joyce Bayley Award is ineligible for future entry in the Joyce Bayley nature competition in another (slide or print) category.

Crash Night, October 13th

Dr. Pedro, a.k.a. Pete Manzelli, will be conducting our first educational meeting known as CRASH Night on Thursday, October 13 at 7:30 p.m. Please arrive early to help set up the room. A wide variety of topics will be discussed. Those of you familiar with Cliff Notes will appreciate the direct and concise approach to understanding. His latest digital discovery is detailed below.

Shadow/Highlight Voodoo, or the Search for Atmospheric Ambiance

Shadow and Highlight Voodoo, or You Take the Low Road and I'll . . .

Did you know that Multiply in the Layer Mode decreases exposure by about one stop? And that Screen increases the exposure also by one stop? You may find a combination of the two actually works better than the beloved Shadows/Highlights adjustment feature that was added to Photoshop CS. The Shadows/Highlights method is at a big disadvantage in that it is not easy to go back and change later on since it cannot be applied as an Adjustment Layer. These two methods, however, create different results. Since discovering this technique I have lost interest in S/H adjustment as a panacea and I want to share it with you. Here it is:

Create a new Levels Adjustment Layer and change the blend mode to Multiply. Layer>New Adjustment Layer>Levels and when the dialog box opens, change the Mode (lower left) to Multiply. You can play with the sliders later if you choose. For now, just click OK. The result is a darker image which can be easily adjusted using the Opacity slider in the Layers dialog box.

Repeat these steps substituting Curves for Levels and Screen for Multiply. For some reason, Levels works better for shadows and Curves works better for highlights (at least for me). Fine tuning is very precise and easy, and more importantly can be changed at any time. By double clicking the icon of the Adjustment Layer, which incidentally automatically includes a separate symbol for the levels and curves, the dialog box will reappear. Having two different symbols helps easily differentiate between the Levels/shadows and Curves/highlights. Go back now and bend the line in Curves if you haven't already. Between the dialog boxes and the opacity slider, the control is smooth and infinite.

For cases when extreme methods are needed, you could try starting with about half or less of the default Shadow and Highlight Adjustment and then apply the above technique. When time allows, using more than one method is often better than relying on one fast and easy [canned] technique. The feeling of total control is fun when working on special images that are important to you. An Auto Adjustment is something best done on your car or left to wedding photographers!

Expert Power Users may want to group both adjustment layers in a Layer Set which provides yet another opacity slider. The Sets can then be duplicated and adjusted separately, one for the foreground and one for the background then use Layer Masks to selectively apply ANY of the adjustments you have made. Taken to extremes you should be able to create your very own Landscape in Fog! However, it does not work well in reality. So, the search for atmospheric voodoo will continue.

I hope to see you at the first CRASH Night meeting and do not forget to bring a notebook.

Copyrighted 2005

Salon Award News

Our member Henry Ng was awarded the photographic honor "S.E.HKCPAC" (Salon Exhibitor of Hong Kong Color Photo Art Club) by the Hong Kong Color Photo Art Club in September 2005. This award is awarded to their International Salon competition participants who had outstanding results in their Hong Kong International Color Slide Circuit competitions for 4 consecutive years. Henry is allowed to use the S.E.HKCPAC after his name.

In the Wood by Henry Ng



Our members did extremely well in the 2005 Southern California Council of Camera Clubs (S4C) International Salon competition. In the Color Slide section, Larry Mars's image "Mono Lake Reflection" received a S4C Bronze Medal and Henry Ng's images "Early Crossing" and "Great Wall Twilight" also each received a S4C Bronze Medal. In addition, Henry's color slide "In the Wood", a 12 multiple exposure image, won the "Best of Show" in the Creative Color Slide Section and was awarded a PSA Gold Medal.

SSCC Year-End Banquet Digital Slide Shows

By Henry Ng

I will distribute the digital slide shows which were shown at the 2004-2005 Year-end banquet at the beginning of the SSCC October program meeting (1st Thursday evening in October). There are a total of six shows all together. It includes: (1) SSCC new place; (2) 2004-2005 field trips; (3) Novice Digital Image workshop; (4) Advanced Digital Image workshop; (5) 2004-2005 Year-end competition pictures and winners; and (6) SSCC Member picture showcase. All six digital slide shows will be put on a CD so you can bring it home and play in your own PC anytime. Unfortunately, the digital slide shows will not run on a McIntosh computer. They only run on a PC. Since I do not want to make any unnecessary copies, anyone who wants a copy, please send me an email at HenryCNg@aol.com to indicate your interest so I know how many copies to make. Also, please bring a blank CD with you to the meeting to exchange for a copy. Due to my busy schedule, I can only be at the October Speaker's meeting and will not be able to attend any other meetings. If you cannot make the October Speaker's meeting to get the CD, please email me so I can make other arrangement for you to pick one up.

Hospitality Volunteers

On behalf of the entire membership, I would like to thank Mike Lux and Elisa Frumento for volunteering to provide hospitality for our upcoming Speaker's meeting on October 6th and our Competition Night on October 20th. I would also like to thank Mary McCoy for her generous donations of home-made brownies for our September Competition Night.

SSCC Member Spotlight



Elsa Brandt

Elsa joined her first camera club (The New York Color Slide Club) in September of 1963, while she was still a Grad Student at the Manhattan School of Music. Someone she had never met before (Carl Brandt) joined that club the same evening. The very next day they were out and about taking photos together--and 42 years later they're still at it. They married 7 months later in April of 1964, moved to the Washington, DC area in 1966, and joined the Silver Spring Camera Club in the late 1960s. Back then Elsa photographed with a point-and-shoot 35mm camera and shot mostly Kodachrome. Today, all of her photography is done digitally -- with a 3 MP Fuji S5000. She presently uses Photoshop Elements 3 for image adjustments, and makes her prints (up to 11 x 14) on an HP DeskJet 9650. She especially enjoys making close-ups and landscapes.

Elsa holds a Masters degree in Music, has played as a violinist with the Hartford, Conn. and New Orleans, La. Symphony Orchestras and also as a freelance musician in the Washington, DC area. She taught at Howard University in DC for 22 years, founded the Maggini String Quartet, and also maintained a private teaching studio.

She is a member and past President of the American String Teachers Association MD-DC chapter, a lifetime member of the College Music Society, and a Solo member of the Friday Morning Music Club (since 1967). Recently, she has been selected to appear in the 2006-2007 Marquis editions of "Who's Who in American Education" and "Who's Who of American Women."

Introduction to Photoshop Elements A Digital Imaging Workshop

Presented by: Charles W. Bowers

Sponsored by the Silver Spring Camera Club

The workshop will cover a basic introduction to Photoshop Elements 3, which will also be applicable to Photoshop CS2. It will be presented in two parts:

Part I An introductory lecture and question-and-answer session (6 participants);

When: Wed. night, October 19 at 7:00 p.m.

Where: Charlie's office

Garden Gate Landscaping, Inc.,
821 Norwood Road, Silver Spring

Part II Hands-on sessions -- Sat., October 22

When: Morning session:

9:00 a.m. to Noon (3 participants)

Afternoon session:

1:00 to 4:00 p.m. (3 participants)

Where: Charlie's studio at
3818 Spring Meadow Court
Ellicott City, MD


Goal: Learn to color correct and print one of your own images by exploring a dedicated color workflow

Up to six people will be accepted into this workshop. Anyone interested please contact Pete Manzelli, our Education Director, to let him know of your interest and to obtain an official slot for the workshop. This offering is on a first-come, first-served basis and is strictly limited to a maximum of six participants. You must attend the lecture on Wednesday in order to be eligible for a Saturday session. The hands-on session will have three computers available: two Windows XP and one Mac OSX.

If demand is sufficient, this workshop will be repeated in Nov/Dec and/or Jan/Feb/Mar.



Images from SSCC's
September field trip to
the Battle Creek Cypress
Swamp and then a stop
at the Drum Light House



SSCC Program Schedule for 2005-06

Sept. 1 Color Management and Digital Workflow
w/speaker: Jim Rich

Sept. 8 Education workshop

Sept. 15 Competition (Open) Judge: Terry Popkins

Oct. 6 Abstract Photography
w/speaker: Joe Miller

Oct. 13 Education workshop

Oct. 20 Competition (Nature) Judge: Tim Edberg

Nov. 3 Putting Together a Digital Slide Show
w/speaker: Dick Russell

Nov. 10 Education workshop

Nov. 17 Competition (Open) Judge: (to come)

Dec. 1 Publishing a Coffee Table Book
w/speaker: Roy Sewall

Dec. 8 Education workshop

Dec. 15 Competition (Open) Judge: Dick Sprott

Jan. 5 Digital Image Creation
w/speaker: Theresa Airey

Jan. 12 Education workshop

Jan. 19 Competition (Open) Judge: (to come)

Feb. 2 Program: to be announced

Feb. 9 Education workshop

Feb. 16 Competition (Open) Judge: Ed Funk

Mar. 2 Program: to be announced

Mar. 9 Education workshop

Mar. 16 Competition (Open) Judge: Joe Miller

Apr. 6 Program: to be announced

Apr. 13 Education workshop

Apr. 20 Competition (Open)
Judge: Richard Rohlfing

May 4 Program: to be announced

May 11 Education workshop

May 18 Competition (Body of Work)
Judge: Frank VanRiper

June Annual Club Year-End Banquet



"Photography is Dead; Long Live Photography"

New Technology in the Art of Photography Exhibited by Historic Museum

The Sandy Spring Museum will present an exhibition of contemporary "sprayed ink" photographs. Sprayed ink is a new technology for photographic printing which is sometimes called Giclee or inkjet. All photographers in this show have used special dye and pigment inks on watercolor papers. Organized and curated by Bert GF Shankman, an expressionist flower photographer and master printer, it will include the works of 16 artists. Some locally known artists in the show are Danny Conant, Libby Cullen, Min Enghauser, Judith Goodman, Colleen Henderson, Allan Hockett, Barbara Southworth, Barbara Tyroler, and Frank Van Riper. The photographs are in both black and white and in color and include among others: images of historical architecture; x-ray pictures of flora; Nepalese portraits; and panoramic landscapes. At the Opening Reception most of the artists will be available to discuss their work.

Opening Reception will be on Sunday, September 25 from 2 to 4 p.m. Admission is free. The show will be on display from Sept. 21 to Dec. 21, 2005.

September 2005 SSCC Monthly Club Competition Winners

September 8 Competition

Judge: Terry Popkin

Subject: Open

Combined Novice and Advanced Slides

(9 entrants; 25 entries)

1st	Larry Mars	The Wheel Farm Fence
2nd	Frank Tower	Mountain Women #1
3rd	Larry Mars	Canola Field
HM	Larry Mars	Tractor of Old
HM	Jim Rogers	Vegas Neon Splash
HM	Elisa Frumento	Pink Lotus

Novice Mono Prints

(4 entrants; 13 entries)

1st	Arthur Ransome	St. Emiun
2nd	Nancy Yun	Toledo Hospital
3rd	Joel Fassler	Karen Flashing Her Smile
HM	Kevin Trebel	Dead White Chevy

Advanced Mono Prints

(6 entrants; 14 entries)

1st	Robert Catlett	Lines & Shadows
2nd	Clarence Carvell	Beach Hotel
3rd	Dave Horn	Morgantown, W.Va.
HM	Clarence Carvell	Conococheque Bridge

Novice Color Prints

(9 entrants; 25 entries)

1st	Elsa Brandt	Dragonfly and Bee Alight
2nd	Arthur Ransome	Derwentwater at Dawn
3rd	Elsa Brandt	Integral Lotus Display
HM	Arthur Ransome	Whitby Abbey
HM	Mark J. Ratner	Zebra Mosaic Butterfly
HM	Mark J. Ratner	Pizza Delivery Man

Advanced Color Prints

(10 entrants; 26 entries)

1st	Carl Brandt	Indiana, 1960
2nd	Jim Rogers	Storm Approaching Stock Farm near Joseph, OR
3rd	Nancy Yun	Old House
HM	Nancy Yun	Yellowstone View
HM	Carl Brandt	On the Chesapeake
HM	Robert Catlett	Crimson & Ivy

Silver Spring Camera Club Membership Form 2005-2006

Name _____ Spouse's Name _____

Street Address _____

City _____ State _____ ZIP Code _____

Home Phone _____ Work Phone _____

Email Address _____

Membership rates: Individual \$35; Student or Spouse \$25; Family \$55.

Dues cover the club year from September through May. After January 31, dues for the remainder of the club year for new members are \$25; dues for spouses and students remain at \$25. Make checks payable to the Silver Spring Camera Club, and give or mail to Treasurer, Bob Catlett, 8710 Geren Road, Silver Spring, MD 20901. (For all questions about the club, please contact Membership Chairperson Garry Kreizman at 301-384-4911, or email: grkreizman@erols.com)