


CABLE RELEASE



November 2004

Founded 1950

Volume 44, Number 3

Wanted — A Few Good Men & Women

Members come and go; some stay only a short time, others keep coming back again and again. But of late, our ranks have shrunk to mere whimpers of our previous glory. Once we were more than 160 strong, and now just 60 would be a worthy goal.

But we will not be deterred by such a modest complement of present numbers. We must press on; for there are riches to be had in our continued camaraderie. It is from little sparks that huge fires grow. We are only held back the lack of our imaginations and faith in ourselves.

I'm talking about those of you in our ranks who may feel a bit shy, or inexperienced, or even an unworthiness to carry the torch of honored servitude that has driven this club for the last 54 years. That's right, I'm talking about you who are reading these very words. This club is reaching out to you. We're looking for a few good, dedicated young-at-heart individuals who have the courage and gumption to stand up and be counted. We need a few among you who can say, "Yea, I can do that; or, I'll give that a try!" What have you to lose?

To be effective the club needs participants, not consumers! Many hands make the work go quickly. So look around you. There are chairs, tables, and equipment to set up and take down; refreshments to be provided; prints and slides to be sorted, recorded, displayed; judges and speakers to be sought; articles to be written, errands to be run; and best of all ideas to be shared. In gist, for us to survive and to thrive the club needs your active support. Volunteer and become a real live part of this organization. I promise you, it won't be boring!

Stan Klem, editor

November 13th Field Trip

On Saturday, November 13, Field Trip leader Bob Catlett will lead a photo safari to the Fells Point in Baltimore. All interested members should meet at 9 a.m. at the Giant Food parking lot on Arlis Street, across the street from the Long Branch Public Library. For more information, please call Bob at 301-585-7163.

November Slide Meeting

The November slide meeting will be held on November 4th. The presentation for the evening and the competition judge was unavailable at presstime. The subject for the competition will be Open.

November Print Meeting

The November print meeting will be held on November 18th. The presentation for the evening will be "Matting and Framing Techniques and Demonstrations" and the presenters will be a team of SSCC's master photographers. If you're planning to display your best work in public venues, then you should come to this meeting.

The subject for the competition will be Open.

November Calendar

(most events start at 7:30 pm)

Nov. 1st	Slide Critique Workshop
Nov. 4th	Monthly Slide Meeting
Nov. 11th	Novice Digital Imaging Workshop
Nov. 13th	Field Trip to Fells Point, Baltimore
Nov. 14th	Advanced Imaging Workshop
Nov. 18th	Monthly Print Meeting

SSCC Officers and Chairpersons (2004-05)

President	Peter Manzelli	301-622-2570
Vice President	Henry Ng	301-460-3155
Treasurer	Bob Catlett	301-585-7163
Secretary	Mike Smith	301-565-3239
Director	Mike Lux	301-929-1350
Director	Bob Ralph	301-983-1104
Director	Stan Klem	301-622-6640
Cable Release	Stan Klem	301-622-6640
Competition	Jim Rogers	301-855-3532
Programs	Vacant	
Membership	Garry Kreizman	301-384-4911
Field Trips	Bob Catlett	301-585-7163
Web Site Mgr.	Marc Payne	301-565-0825
Historian	Norm Bernache	301-935-5617
Property	Joel Fassler	202-829-7899
Exhibits	Mary McCoy	301-593-0302
Hospitality:		
Slide Meeting	monthly volunteers	
Print Meeting	monthly volunteers	
Home Workshops:		
Slides	Chuck Bress	301-603-1964
Novice Imaging	Stan Klem	301-622-6640
Advanced Imaging	Charlie Bowers	410-465-2696

The *Cable Release* is published ten times each year, September through May plus July, for members of the Silver Spring Camera Club. All rights are reserved but may be reprinted without permission provided proper credit is given. SSCC is a nonprofit organization dedicated to the advancement and enjoyment of photography. Visitors and prospective members are welcome. Membership is open to all persons interested in photography. For more information, contact Garry Kreizman at 301-384-4911. SSCC is affiliated with the Photographic Society of America.



Membership Rates

Student	\$25.00
Individual	\$35.00
Family	\$55.00

Submissions for the *Cable Release* should be directed to Editor, *Cable Release*, 12810 Kilgore Road, Silver Spring, MD, 20904, 301-622-6640. Submissions may be e-mailed to sjklem@his.com or mailed on disk in MSWord or Word Perfect format. Photos may be sent as e-mail attachments or mailed as prints.

SSCC Web site: www.scccphotography.org

Slide Critique Workshop

The Slide Critique Workshop for November will be held again at the home of Chuck and Pat Bress in Leisure World. The meeting date will be Monday, Nov. 1st at 7:30 p.m. Those interested should call Chuck as soon as possible (before October 30th). He will hold the workshop with no less than 3 to 4 members. Attendees should bring about 10 slides each. Call Chuck at 301-603-1964 or 301-785-5827 to let him know you are coming.

Directions to Chuck's house at 3709 Glen Eagles Drive, Leisure World:

- Enter Leisure World from the Georgia Avenue;
- Go to Main Gate and announce that you are here to attend Chuck Bress' workshop;
- Beyond Main Gate, take the first Right;
- Go 2 blocks, and turn Right onto Glen Eagles;
- Chuck's is the fourth house on the right side.

Novice Digital Imaging Workshop

by Stan Klem

The Novice Digital Imaging Workshop will again be held at the Bress' house (see directions above) on November 11th at 7:30 pm. In preparation for our next meeting I would like each attendee to email me a copy of one of their images that they would like to improve. The image can be one that you brought in October, or a new one. Please save the file in "jpg" format at a size between 1/2 to 1 MB. Print this image on your own printer as well and bring that to the meeting. Also bring a printout of the "print test file" from the CD that I provided.

Call or email me to let me know you will be coming to the Nov. meeting. If I don't hear from you, I'll presume you can't make it. My phone is 301-622-6640 and email is sjklem@his.com.

Contents

Print Meeting	1
Slide Meeting	1
Slide Critique Workshop	2
Novice Digital Imaging Workshop	2
Advanced Digital Imaging Workshop	3
To Over or Under Expose	4
Dragging Correction Layers	5
October Competition Results	6

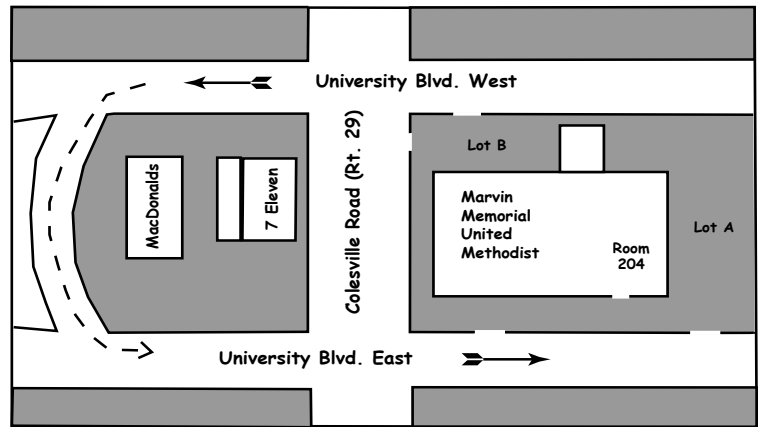
SSCC Meeting Location

All SSCC Slide and Print Meetings for this Club year (2004-5) will be held at the Marvin Memorial United Methodist Church at Four Corners in Silver Spring. Directions are as follows:

From downtown Silver Spring: go north on Colesville Road (Rte. 29); take a right onto University Blvd. East; then a left into the church parking lot A.

From College Park/Takoma Park: take University Blvd. West. As you approach Rte. 29, move to your far left lane and turn left into church parking lot B. Or, you can pass through Rte. 29 intersection and turn left at the loop just past MacDonalds. Proceed on University Blvd. East, pass through Rte. 29 intersection, and quickly get in the far left lane and enter into church parking lot A.

From points north of Four Corners: proceed south on Rte. 29 and turn right onto University Blvd. West through, move into the far left lane



and turn left at the loop just past the MacDonalds. Proceed through Rte. 29 intersection, and turn left into church parking lot A.

From Wheaton and points west of Four Corners, go east on University Blvd. As you pass through Route 29 intersection, turn left into parking lot A.

Wherever you park, walk to the southeast corner of the Church and enter Room 204. All of our meetings begin at 7:30 p.m.

Field Trip to Chestertown

Former SSCC member Edna Knopp is planning a field trip for November 8-9-10, 2004 to Chestertown, MD. That weekend Chestertown is taking down the fleet. Anyone interested should give her a call at 1-301-682-4262. Or contact Bob Catlett for further information.




Restless, blood-thirsty young novices waiting to pounce? Yeh, so get those refreshments while you still have a chance.



Heavy candidate for SSCC president next year, likely to go uncontested? Or perhaps, just another field trip aficionado with an attitude problem.

Stoic, quiet, yet very discerning – must be the competition judge for the evening.



Photos by Bob Catlett - from his photo safari to the National Zoo

To Overexpose or Underexpose, That Is The Question

By Michael C. Smith

At the September print meeting during the “Stump the Chump” question and answer period, Pete Manzelli invited discussion as to whether you should overexpose or underexpose a digital image to capture maximum detail. Pete explained that to minimize noise, it’s better to expose a digital image as bright as possible (overexpose) without losing highlight detail.

Being the sycophant that I am, I never question Pete’s wisdom. But in case if you did, here’s an excerpt from Tim Grey’s newsletter. I’m not saying Tim Grey has all the answers; he’s just a human being (though he published four more books than Pete Manzelli and me combined). Read the articles below and decide for yourself.

This article’s links are on the SmartGroups list-serv website here <http://www.smartgroups.com/vault/sscc-member/General/200411_Exposure_Overexpose_or_Underexpose.html>. To view the links, join the “sscc-member” listserv; see *Cable Release* Oct 2004 for instructions.

Digital Darkroom Questions e-mail list

Q. *October 8, 2004 I have heard that when shooting digital, it is better to have an image that is a little dark, i.e., underexpose. I have always learned that underexposures are worse than overexposures in that detail is lost. What is your take on this?*

A. There are two schools of thought here, and both are grounded in good information. The reason you might want to slightly underexpose is to make absolutely sure you don’t lose highlight detail. While you can afford to lose some detail in specular highlights, if you lose true highlight detail you’ve lost perceived quality in your image. The same isn’t as true with shadows. We expect shadows to be dark, and as long as it isn’t excessive it isn’t generally perceived as being “wrong” to have lost detail in shadows.

In other words, it is safer to risk underexposure than overexposure when capturing an image, whether on film or digitally.

However, from an image quality standpoint it actually makes sense to expose digital captures as bright as possible without losing highlight detail. The primary benefit of this is more overall information in the image and less chance of noise. This can be significant for some images, and so keeping your exposure “to the right” on the histogram is a good habit to get into.

With cameras that provide the “blinkie” warning display for blown highlights, the best exposure will be one that is as bright as possible without having any blinkies. If you’re using a histogram to evaluate exposure, you want the histogram data shifted as far to the right as possible without producing a spike or cutoff value at the far right (the white side).

For many images the benefits are relatively minimal to expose to the right. However, there is a benefit, and I recommend this as a good practice for optimal image quality. As long as you haven’t lost detail on either end of the histogram you’re in good shape, but exposing to the right on the histogram will provide an advantage in detail and quality.

Contents are copyright by Tim Grey. All Rights Reserved.

Links to exposure and histogram articles:

Tim Grey’s Digital Darkroom Questions
<<http://www.timgrey.com/ddq/>> newsletter

Expose (to the) Right, Maximizing S/N Ratio in Digital Photography <<http://www.luminous-landscape.com/tutorials/expose-right.shtml>> by Michael Reichmann
The Luminous Landscape

Making fine prints in your digital darkroom, Tonal quality and dynamic range in digital cameras <http://www.normankoren.com/digital_tonality.html#Exposure> by Norman Koren - He mostly agrees with Michael Reichmann

Is Expose Right Right? <http://www.rogercavanagh.com/helpinfo/28_exposeright-1.stm> by Roger Cavanagh

Understanding Histograms <<http://www.luminous-landscape.com/tutorials/understanding-series/understanding-histograms.shtml>> by Michael Reichmann
The Luminous Landscape

A Practical Guide to Interpreting RGB Histograms
<<http://www.sphoto.com/techinfo/histograms/histograms.htm>> by Steve Hoffman

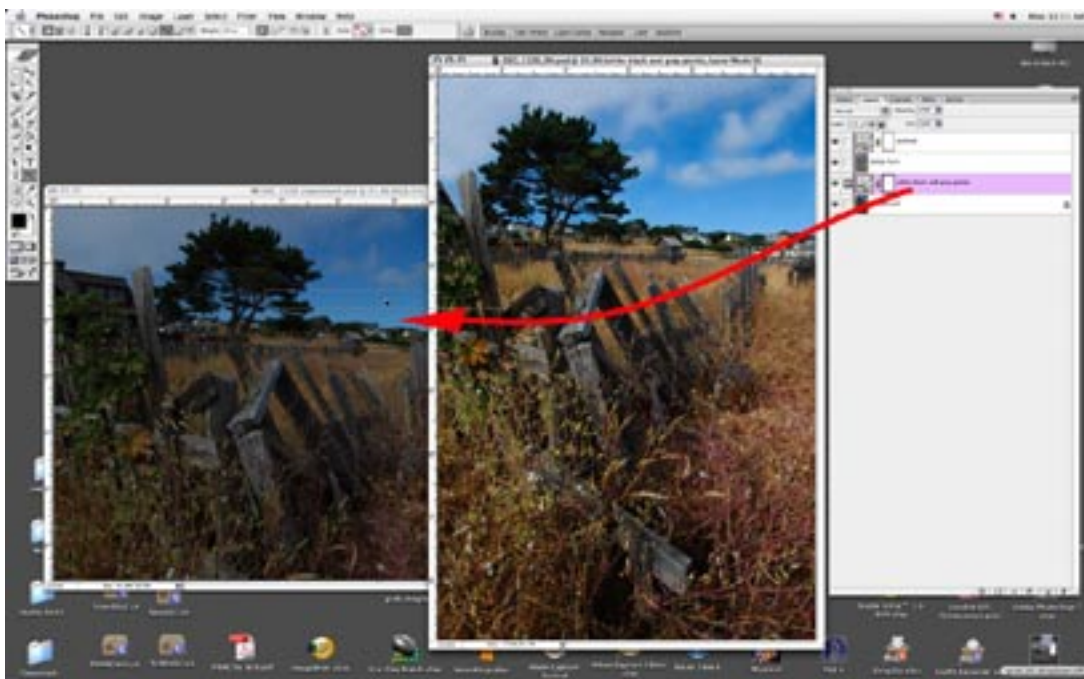
Aesthetics and Photography, Part Six, How to determine the best exposure for a specific photograph with film and digital capture <<http://luminous-landscape.com/columns/determining-exposure.shtml>> by Alain Briot
The Luminous Landscape

Dragging Correction Layers

Did you know that you could drag a layer from one image and drop into another image? When you shot a series of images under the same lighting conditions and in the same general direction, once you have corrected the first image, your corrections should nominally work on all the images in the same direction and lighting conditions. So here's a time saving tip – drag the corrections layers from your corrected image into another image from the same shoot and you save time and energy. How's how to do it.

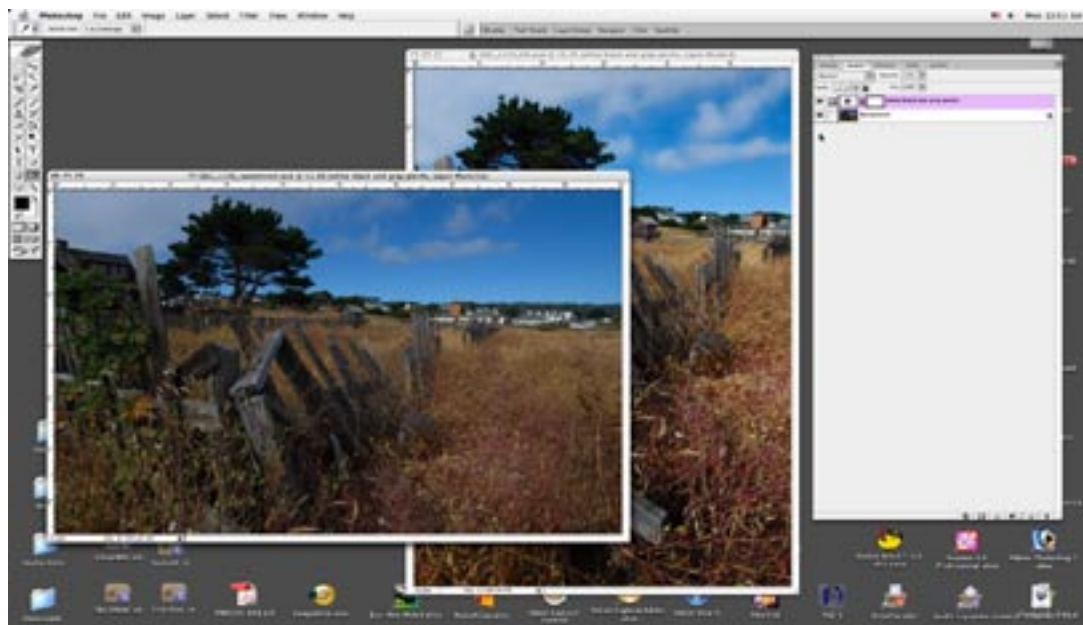
Example 1 shows the action. Left click on a correction layer in the completed image and drag the layer into an uncorrected image from the same shoot and the new layer will make the same corrections to the uncorrected image. In this example I've move the first "curves" correction layer which contains the white, black, and neutral points that were set in the correction image which will set the same points in the new image. What a great time saver when you have many similar images. Next I would drag the second "curves" correction layer for contrast into the new image. The dodge/burn layer cannot be used since the dodging and burning won't match up from the vertical image to the horizontal image.

Example 1



In Example 2 we can see the results of matching corrections in our horizontal and vertical images.

© 2004 Charles W.
Bowers



Member News

The Photographic Society of America (PSA) has just created a new section in their Web site to showcase the outstanding pictures from the top photographers in the world. Our own SSCC member Henry Ng was invited to exhibit in this new section. You can view his work at the PSA Web site (<http://www.psa-photo.org/page2.htm>) and then click on the top left button named "Master Gallery"). Congratulations to Henry for this honor.

October 2004 SSCC Joyce Bayley Nature Competition Winners

October 21st

Judges: Richard and Ann Rohlfling

Novice Slides

(3 Entrants, 9 Entries)

1st	Martha Reeser	Fall's Debris
2nd	Martha Reeser	PA Falls #1
3rd	Michael Koren	Spider

Advanced Slides

(9 Entrants, 27 Entries)

1st	Chuck Bress	Red Leaf on Rocks
2nd	Jim Rogers	Harris Beach, Rivulet & Pelicans
3rd	Ralph Wright	Least Tern #30
HM	Ralph Wright	Look Mom, No Paws
HM	Mary McCoy	Viceroy
HM	Elisa Frumento	Trees in the Fog

Print Competition

Combined Novice/Advanced Mono Prints

(1 Novice + 4 Advanced = 5 Entrants)

(2 Novice + 10 Advanced = 12 Entries)

1st	Chuck Bress	Stream w/Over Hanging Branches & Snow
2nd	Chuck Bress	Swan & Branches
3rd	Jim Rogers	Misty Morning on Yachats Coast
HM	Jim Rogers	Jordan Pond Grass Spikes

Novice Color Prints

(9 Entrants, 25 Entries)

1st	Robert Dant	Sharp Ball
2nd	Elsa Brandt	Perched
3rd	Bob Peters	Morning
HM	Marilyn Nelson	Swans Ripples & Shimmer
HM	Joel Fassler	Flower #1
HM	Martha Reeser	Just Arriving

Advanced Color Prints

(8 Entrants, 24 Entries)

1st	Carl Brandt	Mist Morning
2nd	Elisa Frumento	Tree and Vine
3rd	Pete Manzelli	Lavender Lily
HM	Carl Brandt	A Web in Autumn
HM	Chuck Bress	Green Leaf & Rocks & Fungus

2004 Joyce Bayley Award Winner:

Carl Brandt Mist Morning

Photography Equipment Auction

Discussions are underway and planning is in the early stages for a multi-club photo equipment auction early in 2005. To make this a success and bring some needed money into our club treasury, we need to know how many of you will participate by bringing some items to auction off. Please contact Stan Klem by E-mail (sjklem@his.com) or by phone (301-622-6640) and let him know what you would like to bring. Alternatively, also provide a list of those photo-related items you would like to bid on (if available).

In addition to our own club members and those of two or three other clubs, we will also announce the auction to people and organizations outside the club (such as High School and College photography classes, art and framing shops, and photography stores). The sooner we start, the better our overall success will be.



Stone Couch by Stan Klem

Silver Spring Camera Club Membership Form 2004-2005

Name _____ Spouse's Name _____
Street Address _____
City _____ State _____ ZIP Code _____
Home Phone _____ Work Phone _____
Email Address _____

Membership rates: Individual \$35; Student or Spouse \$25; Family \$55.

Dues cover the club year from September through May. After January 31, dues for the remainder of the club year for new members are \$25; dues for spouses and students remain at \$25. Make checks payable to the Silver Spring Camera Club, and give or mail to Treasurer, Bob Catlett, 8710 Geren Road, Silver Spring, MD 20901. (For all questions about the club, please contact Membership Chairperson Garry Kreizman at 301-384-4911, or email: grkreizman@erols.com)