

CABLE RELEASE

SILVER SPRING CAMERA CLUB

FOUNDED 1950 October 2013 Volume 55 Number 2

SEPTEMBER COMPETITION
WINNERS

WHAT I DID THIS SUMMER

UPCOMING EVENTS
AND WORKSHOPS

MEMBER NEWS

SSCC Officers and Chairs 2013-2014

President:	Angelique Raptakis
Vice President:	Ron Freudenheim
Treasurer:	Jerry Fath
Secretary:	Ted Ringger
Directors:	Carl Brandt
	Mike Lux
	Michael Koren
Competition Chair:	Doug Wolters
Digital Coordinator:	Jim Rogers
Program Chair:	Coco Simon
Education Chair:	Michael Koren
Membership Chair:	Laurel Sharf
Field Trip Chair:	Mike Lux (interim)
Open Forum Moderator:	Dave Powell
Historian:	Norm Bernache
PSA Rep:	Loretta Argrett
Newsletter Editor:	Patrick Stuart
Webmaster:	Dan Sisken
Exhibits Chair:	Jim Auerbach

E-mail addresses for officers are in the *Member Handbook*, others are available on request. Please contact Laurel Sharf at Lsharf@verizon.net.

Visitors and prospective members are welcome. Membership is open to all persons interested in photography. For more information, contact Laurel Sharf at Lsharf@verizon.net.

The *Cable Release* is published ten times each year, September through May plus Summer, for members of the Silver Spring Camera Club. Articles are written by members of SSCC, which is a community-based organization dedicated to the advancement and enjoyment of photography.

SSCC member submissions for the *Cable Release* should be directed to Editor, *Cable Release*, at pstu1219@gmail.com. More information is available at the SSCC Website: www.scccphotography.org

The Silver Spring Camera Club has been a member Club of the PSA since the club was founded in 1950. For information regarding the benefits of a PSA individual membership and for PSA sponsored activities, please contact our Club PSA Representative.



ISSUE CONTENTS

- 3 This Month at SSCC**
- 3 Announcements**
- 5 Judge and Speaker Bios**
- 7 Member News**
- 8 September Competition Results**
- 14 What I Did This Summer**
- 18 October Field Trip**
- 19 Calls for Entry**
- 20 Classes and Workshops**
- 21 Current Exhibits**

SSCC MEETING LOCATION

All FOUR major monthly meetings of the Club Year are held at the Marvin Memorial United Methodist Church at Four Corners in Silver Spring.

Directions:

From downtown Silver Spring: Go north on Colesville Road (Rte. 29); take a right onto University Blvd. East; then left into the church parking lot A.

From College Park/Takoma Park: Take University Blvd. West. As you approach Rte. 29, move to the far left lane and turn left into church parking lot B. Or pass through Rte. 29 intersection and turn left at the loop just past McDonalds. Proceed on University Blvd. East, pass through Rte. 29 intersection, and quickly get in the far left lane to enter into church parking lot A.

From points north of Four Corners: Proceed south on Rte. 29 and turn right onto University Blvd. West, move into the far left lane and turn left at the loop just past the McDonalds. Proceed through the Rte. 29 intersection, and turn left into church parking lot A.

From Wheaton and points west of Four Corners: Go east on University Blvd. Pass through Route 29 intersection and turn left into parking lot A.

Wherever you park, walk to the southeast corner of the Church and enter Room 204.

All SSCC Meetings begin at 7:30 pm.

SEPTEMBER AT THE SSCC

- 3 Social Hour (7:00 - 7:30 p.m.)
- 3 Speaker Night (7:30 p.m.)
- 10 Competition Night: Nature (7:30 p.m.)
- 17 Education Night (7:30 p.m.)
- 19 Saturday Field Trip - Rockville Car Show
- 23 Open Forum (7:30 p.m.)

EDUCATION NIGHT

OCTOBER - DIGITAL WORKFLOW

You're shooting hundreds and possibly thousands of pictures a year. You will learn how to go about working with these images and archiving them for the future.

COMPETITIONS 2013-2014

DOUG WOLTERS, COMPETITION CHAIR

September: Open

October: Nature - For more information see p. 5

November: Open

December: Street Scenes

January: Open

February: Water in any of its forms

March: Open

April: People but not formal portraits

May: Shadows and/or silhouettes

For further information on each competition topic and competition rules, please consult the *Members Handbook* at www.scccphotography.org. For further questions, please contact Doug Wolters at SSCCcompetitions@aol.com.

SSCC SOCIAL HOUR FOR THE FALL SEASON THURSDAY, OCTOBER 3, 7:00-7:30

Come meet our new members
and catch up with everyone!

Refreshments for all

October 24 Open Forum/Discussion Night

Join us for our second Open Forum/Discussion Night. This month we will be sharing our photographs of "Patterns." Unlike our competition topics, the definition of the subject of "Patterns" is open to individual interpretation. You can use this opportunity to share your story behind the images or to request a critique. Constructive criticism from the audience will ONLY be made upon the photographer's request.

Each person will be limited to one photograph, either print OR digital, to share with the group. You can bring your printed photos as prints, matted, or framed, but please mount or tape the print to a board for easy display in the light box. The digital images will be shared on the laptop; please bring them with you on a CD or USB drive for easy transfer.

**PROJECTED ENTRIES
DUE
OCTOBER 3
BY MIDNIGHT**

SSCC DIGITAL COMPETITION SPECIFICATIONS

By virtue of submitting a digital image for competition, the entrant grants permission for the image file to be retained by SSCC for reproduction in any of its publications, including the newsletter (*Cable Release*), Yearbook, and/or posting on its Web site, unless a written request to withhold the image is sent to the appropriate editor. The member retains all rights to the image, including copyright. Digital competition submissions will be saved for possible entry into the Year End competition, **after which they will be deleted.**

- * Monthly Images per member 2 (max)
- * File Format JPG
- * Image Dimensions
 - 1024 pixels wide (max) . . see Note below
 - 768 pixels high (max) . . . see Note below
- * Color Space sRGB (suggested)
- * File Size 500 KB (max)
- * File Name: **Class ~Maker's Name~Image Title.jpg** (Example: **Nov~Tom Jones~Washington Landscape.jpg**)

The tilde ~ character separates the 3 subfields of the file name

Class - Nov or Adv (capitalization not required)

Maker's Name - spaces are allowed in name (Please use the *same* name throughout the year to aid recordkeeping.)

Image Title - spaces are allowed between words in the title.

DO NOT embed commas (,) or tildes (~) in any of the File Name subfields

Submissions will be accepted by **e-mail only**; no other method will be accepted. Please use a meaningful e-mail subject, such as "SSCC Oct 2010 Images".

Please E-mail all of your images at **the same time** to: SSCCphotography@Yahoo.com and do not resubmit without first consulting with the coordinator.

Non-compliant submissions are subject to possible rejection without consultation with or notice to the submitter (although, if possible, problem resolution will be attempted).

Deadline: Midnight **one week before competition** (SSCC's Speaker meeting night)

This will be the previous **Thursday** night (for regular monthly competitions).

Questions: Jim Rogers SSCCphotography@Yahoo.com

Signing-in on the Projected Image register will NOT be required on the night of competition.

Note: If for artistic reasons you wish your image to be presented at a size smaller than full screen, position your picture within a 1024 pixels wide x 768 pixels high **black** background image. In any event the submitted image should be constrained to fit within a box that is 1024 pixels wide by 768 pixels high.

PRINT IMAGE ENTRY GUIDELINES

Mark the BACK of the matte with category (e.g., Novice Color), photographer's name, title of the image, and an arrow indicating the print's correct orientation.



Novice Mono
Mary Smith
"Flower in B&W"

© 2013 Silver Spring Camera Club and its contributors. All contents of the Cable Release are copyright protected. No material herein may be reproduced in any manner without the written permission of the Editor, Author, or Photographer.

President's Column

Kicking off the last club season, Co-President Bill Rau and I initiated GO 62, celebrating the 62nd year of club activities with an exchange of ideas to allow the club to grow and express itself in new ways. While we didn't reach our goal of 62 ideas, we did receive many suggestions from the membership on ways the club could grow. Some of the ideas implemented during the last season were: hosting a Members Reception, developing a new website, and creating a members handbook. A common theme among the members requests was for the opportunity to share more of our images and ideas, increased interaction, critiques, and mentorship. From this, the Board added a fourth meeting night, the Open Forum/Discussion Night, led by Dave Powell, where we will be sharing our images and having informal discussions. The first meeting was held last month and was a success, with 10 members sharing their images and over 30 members attending. In addition to the image sharing and audience critiques, discussions were varied, including topics of local exhibit reviews, image software, black & white conversion processes, and the sticky topic of shooting RAW vs. JPG file format. For this month, we were provided an assignment to stretch our photographic eye, by looking for patterns to photograph. Be sure to read the information on the next Open Forum/Discussion night on page 3 for more details.

While we have now entered our 63rd club year, I continue to encourage all members to become fully engaged, and keep those ideas coming; we might be able to reach 63 this year!

GET READY FOR THE "NATURE" COMPETITION

DOUG WOLTERS, COMPETITION CHAIR

It's that time of year again! The annual nature competition is always held in October. In short, the definition is anything in nature but no visible human intervention. Here's the full definition as it appears in the Members' Handbook:

October: Nature - Acceptable entries are photographs that portray various aspects of natural plant and animal life; that illustrate the natural features of land, sea, and sky; or that reveal natural phenomena. No image may show any human

intervention. Domestic plants (e.g., in a botanical garden) or animals (including zoo animals) may be included provided they do not show any human intervention (e.g., collars or ear tags, gates, walls, paths, signage).

The procedure followed this month is different from all the others, as the club has an annual award associated with this competition: the Joyce Bayley Award. Instead of our usual procedure, the judge does not announce the first place winners in any of the categories until the end of the evening. From the first place winners, he / she selects the nature competition's "best in show." The award plaque is handed out at the banquet at the end of the season.

Good luck!

NATURE COMPETITION JUDGE: SASHA VASILJEV

Our annual competition on the theme of "nature" deserves a special kind of judge with special sensitivities to images depicting this theme. Sasha Vasiljev is one rare pro who meets such a criterion. Sasha is no stranger to SSCC. In 2011, he judged an abstracts competition for us, and last year, as speaker, he shared his exhilarating photos of Nepal and the Himalayas. His portraits – which were on exhibit at the Watergate Gallery in DC – were as striking as his landscapes. What was so surprising about his presentation last year is that we know

Sasha primarily as a photographer of the rain forests of Costa Rica and South America. The full range of Sasha's work covers conceptual photography, fine art, portraiture, wildlife, and commercial photography.



Sasha is not only an award-winning photographer but is also co-director of Nature & Photography Tours, LLC (www.NaturePhotographyTours.com), which is a boutique tour company specializing in nature, culture, and photography eco-travel. As an educator, he is on the faculty of The Washington School of Photography and

Washington Studio School. He also independently teaches classes and workshops one-on-one or with groups and maintains a studio in Dupont Circle.

At the beginning of Sasha's education, he concentrated on fine art, but ultimately received his degree in biology with a major in botany. He went on to curate major tropical orchid collections in his native Ukraine, Russia, and the United States. While living in Moscow, he had the opportunity to study photography under the mentorship of distinguished Russian landscape photographer Boris Mashkov.

Since immigrating to the US over a decade ago, Sasha's work has been exhibited in galleries and has been acquired by many private collections worldwide. He is honored by having several of his images in the permanent collection at the Embassy of the Republic of Costa Rica in Washington, DC. His work has also been exhibited at the Smithsonian National Museum of Natural History and has been published in the following magazines: *Home & Décor*, *Nature's Best Photography Magazine*, *Fine Gardening*, *Washingtonian*, *Orchids Magazine*, and *Ecuador Infinito Magazine*.

This season, Sasha is offering a number of local workshops, including such topics as headshots and portraits, editing with Lightroom, and external flash photography. For complete workshop descriptions and registration information, go to: <http://alexandervasiljev.com>.

In the spring of 2014, Sasha will be leading rainforest photo tours to Cost Rica and Ecuador in February, to Nepal in March, and to East Ecuador, from the Andes to the Amazon rainforest, in April. See <http://naturephotographytours.com/> for all the details.

OCTOBER SPEAKER: OUTDOOR SPECIALIST IRENE OWSLEY

The stunning images by Irene Owsley of our own Potomac landscape, as well as her dramatic views of the far north, inspired us to select Irene Owsley as the October "nature" speaker.

A freelance photographer, Irene specializes in the outdoors and travel, particularly in northern regions. Her work has appeared in such

magazines as *Canoe & Kayak*, *Sierra*, *National Parks*, *Earthwatch*, and *Natural History*, as well as in the publications of several conservation organizations. For the last three summers, she has been accepted as an "artist in residence" with a program called "Voices of the Wilderness," working with wilderness rangers while camping and kayaking in remote glacial fjords. Selected



images from these residencies will be shown in a traveling exhibition in 2014 to celebrate the 50th anniversary of the Wilderness Act.

Irene is active in the professional photography community. She serves as Treasurer on the national board of ASMP (American Society of Media Photographers) and is a founding board member of FotoWeek DC, which will celebrate its sixth festival this November.

Currently, Irene is shooting the wild areas of metropolitan Washington, DC, particularly along the Potomac River, and producing large panoramic prints for corporate and residential interiors. She has exhibited her work throughout metro Washington, DC and has been profiled in *Rangefinder*, *Photographer's Forum*, and *Nikon World* magazine.



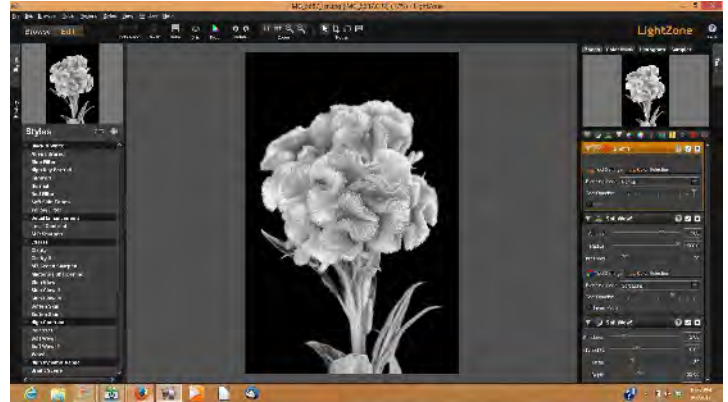
Mike Lux, "Dark Prospects"

FRUGAL FOTOGRAHER

Lightzone (www.lightzoneproject.org) is a fantastic free darkroom program and RAW developer that is much more user-friendly than some of the other free developers I've tried, such as GIMP and RAWTherapee. Lightzone was originally sold by Light Crafts, which ceased operation in 2011, but the program's developers secured the release of the source code as an open source project. Versions are available for Windows and Linux, with a new Mac version in Beta. Manipulating your digital captures with Lightzone is easy, as the program includes an intuitive user interface and non-destructive editing. You can go back and re-edit your file easily at your next session. The "relight" function works wonders for poorly lit subjects, and the presets (especially "Wow" and "Clarity") are useful and, generally, tasteful. All adjustments can be selectively applied with a mask, however, this is not quite as easy as the brush adjustments of Lightroom or Aperture. In an interesting twist from most photo programs, Lightzone doesn't use

levels or curves but is based on the classic zone system. Using the zone system with a black and white conversion can help you to maximum the tonality of the picture. For those new to the program, the website includes a number of tutorials for the older versions (that are still applicable) as well as YouTube videos with step-by-step guides for using Lightzone.

Patrick Stuart



MEMBER NEWS

Angelique Raptakis and Nikhil Bahl are showcasing 29 photographs in an exhibit titled "Landscapes: Big and Small." The exhibit is on display until November 10, 2013 at the Meadowlark Botanical Gardens Visitor Center, 9750 Meadowlark Gardens Ct, Vienna, VA 22182.

The Glenview Mansion Art Gallery hosted in September a show by SSCC members **Coco Simon** and **Doug Wolters**. The show, "*Change Contained*," offered macro views of the cycle of life in plants and flowers. Doug and Coco spent most of the last year creating new work that was featured in the show.



WELCOME NEW SSCC MEMBERS

The club welcomes our newest members:

Phil Boyer
Jim Delozier
Douglas Isokait
Pepe Izursa
Devona Jefferson
Marilyn Kinsey
Hong Ting Lin
Marcia Loeb
Kim Morganstern
Nancy Morrison
Robert Palmer
Shy Shorer
Wendee White

Nature: Little and Large

A collection of photographs by

Angelique Raptakis
and
Nikhil Bahl



August 23 - November 10, 2013

Meadowlark Botanical Gardens
9750 Meadowlark Gardens Ct
Vienna, VA 22182

(703) 255-3631

www.araptakis.com
www.nikhilbahl.com



Henry Ng, "Water Suicide Run"

SEPTEMBER 2013 COMPETITION WINNERS - OPEN

Judge: Ellis Rosenberg

Novice - Projected Image

1st, Ron Freudenheim, "Oyster Mushrooms"
2nd, Genie Sachs, "Celebrating Sunflowers"
3rd, Ron Freudenheim, "Dry Fountain"
HM, Burt Emmer, "Doggy Bellyflop"
HM, Larry Burton, "Manhattan at Dawn"
HM, Laurel Sharf, "Tigerboy"

Advanced - Projected Image

1st, Henry Ng, "Journey In Desert Light"
2nd, Henry Ng, "Water Suicide Run"
3rd, Bob Catlett, "Evil Eye"
HM, Coriolana Simon, "Among the Waterlilies"
HM, Dave Powell, "Head-on Butterfly"

Novice - Color Prints

1st, Kim Akkarach, "No More Twin Towers"
2nd, RL Palmer, "Great Falls Tavern"
3rd, Genie Sachs, "Horse Farm"
HM, Lyndon Marter, "A Mask for Kristina"

Advanced - Color Prints

1st, Chuck Bress, "Autumn & 3 Vegetables"
2nd, Robert Peters, "Rescue"
3rd, Mark Ratner, "Purple & White Flower"
HM, Robert Catlett, "Family Reunion"
HM, Mike Lux, "Colorful Floats"
HM, Robert Peters, "Pink Parasol"

Novice - Mono Prints

1st, Douglas Wolters, "Silver Spring"
2nd, RL Palmer, "Sunrise at Turkey Fork"
3rd, Patrick Stuart, "B&W Coxcomb"

Advanced - Mono Prints

1st, Nick Williams, "Air Force Points"
2nd, Dave Powell, "Glenn Meadows Stack"
3rd, Mike Lux, "Dark Prospects"
HM, Jim Auerbach, "Les Oisaux"
HM, Beth Koller, "Ceiling Cups"



Henry Ng, "Journey in Desert Light"

Cover Shot: Dave Powell, "Glenn Meadows Stack"

Shot at 7:30 am from the parking lot where my mom lives, north of Towson. I thought the dramatic white clouds made an ironic twist to the black smoke that used to belch forth.

Canon PowerShot S110, 1/2000s, f5.6, ISO 400; with side trips to: Viveza 2 and Silver Efex Pro 2

SEPTEMBER 2013 COMPETITION WINNERS - OPEN



RL Palmer, "Great Falls Tavern"

The emerging methods of transportation of the late 19th and early 20th centuries are fascinating to me and I wanted to capture this restored area of the C&O Canal in a way that emphasized the canal and gave the lock an eminent presence. 8-20-13 11:30AM 60mm f/11 1/160s ISO 100



Larry Burton, "Manhattan at Dawn"



Bob Peters, "Rescue"

We were in Vietnam after a hurricane. This was the main street of the town. Household possessions and even refrigerators were being floated out. This boy was scared.

SEPTEMBER 2013 COMPETITION WINNERS - OPEN

Bob Catlett, "Evil Eye"
D600 with a Nikkor 70-300mm lens
at 90 mm, f/8 @ 1/125, ISO 1000



Laurel Sharf, "Tiger Boy"

I shot this picture while on a trip to Pensacola, Florida. There was a wonderful street fair and I discovered a face painting booth. I was immediately charmed by the young boy who was having a tiger painting...he was so very bright and engaging. Shot with my Canon Power Shot SX260, ISO 100; f/4.5

Bob Catlett, "Family Reunion"
D600 with a Nikkor 28-300mm lens at 270 mm, f/8 @ 1/250, ISO 1000



SEPTEMBER 2013 COMPETITION WINNERS - OPEN



Coriolana Simon, "Among the Waterlilies"
Planning for my September trip to Canada, I bought a Panasonic Lumix 100-300mm lens for my Olympus micro 4/3 E-M5. In this system, the lens is equivalent to 200-600mm. Panasonic micro 4/3 lenses work just fine on the Olympus cameras; no adapter needed. Imagine a 600mm reach in a 5-1/2" piece of glass! Fully extended, it's 8" and weighs only 1.36 lbs. To test the lens before our travels, I took it to Brookside Gardens and found this frog in the pond in the first formal garden. The shot is handheld, and I was surprised at the sharpness of the image. Very little editing required. Olympus E-M5, Panasonic 100-300mm lens, 1/400s, f/6.3, 269mm, ISO 400, minor edits in Lightroom 4.

Dave Powell, "Head-on Butterfly"
Brookside Butterfly House. I picked my flower, sat down on the path and waited for the butterfly to come to me. There is a hefty positive vignette to whiten the edges. Nikon D7000, 105mm f2.8 Macro Nikkor, 1/320s at f/11, ISO 800



Ron Freudenheim, "Yellow Mushrooms"
These mushrooms are vivid yellow and quite beautiful. I was interested in their shapes and how I might be able to accentuate the forms rather than the color. To do so, I used an off camera flash positioned left of the camera and converted the image to black and white in Silver Efex Pro. Nikon D800E, Nikkor 50mm 1.8 D, 1/60s, f/8, ISO 200

SEPTEMBER 2013 COMPETITION WINNERS - OPEN

Ron Freudenheim, "Dry Fountain"

This was taken on the grounds of the U.S. Capitol on a February morning. The smooth surface of the undulating of the stone work appealed to me visually, as I have seen similar polishing from the flow of water in nature. The black and white conversion was done in Lightroom. Nikon D800E, Nikkor 70-200mm f2.8 VR II, 1/250, f/11, ISO 220, 200mm



Bob Peters, "Pink Parasol"

Taken in a rice field in China. Of the many pictures I took of the scene, this one seemed "together," the position of her legs, framed by a tree and a hint of reflection with a foreground and background of rice.



RL Palmer, "Sunrise at Turkey Fork"

I tent camped in national forests around the country for nine months in 2012 and this image is from that adventure. I hope this image evokes feelings of peace and tranquility. 2-26-12 8:50 a.m., 24mm, f/16, 0.6s, ISO 100


SEPTEMBER 2013 COMPETITION WINNERS - OPEN



Genie Sachs, "Celebrating Sunflowers"

Doug Wolters, "Silver Spring"

Late last winter, Coco & I went out for a shoot around the new lab buildings in downtown Silver Spring, where there's a marvelous group of 5-ft high spherical sculptures consisting of, appropriately, silver springs. On a tripod, with a 24-105 lens mounted on my Canon 5D Mark III, 24mm 1/4 sec at F/22, I somehow managed to get a symmetrical shot of a "silver spring."



Burt Emmer, "Doggy Bellyflop"

This is an image of my daughter's dog jumping into the pool at her club. They let the dogs swim in the pool on the last day before shutting it down. It is an action shot that required continuous focusing and shooting in burst mode. Nikon D7000 f/5, 1/500, ISO 800, 18-200mm lens

WHAT I DID THIS SUMMER

A SUMMER OF CELLOS AT BRYN MAWR DOUG WOLTERS



For the past 13 summers, I have been teaching at the CelloSpeak workshops, which are designed primarily for cellists who began playing the instrument as adults. As a founding faculty member, I recall when the workshop was held out in the country, with barely two dozen participants. Now, CelloSpeak has grown into a nationally recognized program, and about 120 people come from all over the country to Bryn Mawr College to participate. It's an intense one- or two-week experience where everyone concentrates on nothing but the cello.

That is, everyone except me. For the past two years now, I've been the staff photographer as well as a cello teacher. Wearing two hats keeps me busy! During the day, besides teaching, I document lessons, cello ensembles, and a large cello choir (over 65 cellists). Occasionally, I can slip away to shoot some of the 19th century Gothic architecture around the campus. Mid-week, I do a "souvenir" group shot, indoors or outdoors.

Each evening, I photograph a recital at which both faculty and students perform. For these low-light situations, the high ISO capabilities of my Canon 5D Mark III are invaluable. I love to take close-ups with my Canon 70-300mm DO lens. And I love to capture the moments at the recitals with my 24-105mm - during an expressive passage, or just when the piece is finished, or when the cellist stands up to bow. Above all, I love to photographically capture the joy of playing the cello.



MY SUMMER VACATION - iPHONEOGRAPHY MICHAEL KOREN


This summer I concentrated on improving and expanding my iPhoneography skills. As many of you know I really enjoy the iPhone as a camera. Coupled with the freedom the always with me camera offers and available apps at hand for processing images makes this my favorite camera. Yes, the lens is fixed at 35mm, the aperture is always set at f/2.4 and there are no ISO adjustments you can make, but this forces me to work within the constraints of the camera. I find the restrictions of the iPhone makes me more creative and is more challenging than working with my DSLR. In the middle of July I attended a Horizon Photography iPhone workshop taught by Karen Messick. Karen is an excellent teacher and enjoys working with people. The workshop started with the basics of handling the iPhone, using the camera and some apps to use while shooting. Then after a brief break for lunch, 10 or so other workshop participants roamed the streets of Chesapeake City making images. After shooting we met back in the studio to learn post processing techniques with

WHAT I DID THIS SUMMER

different apps and to have all our iPhoneography questions answered. If you have a chance to take one of Karen's seminars the time invested is well worth it.

Here are some of my favorite iPhone images I've taken over the summer. Some images were taken at the Horizon seminar and others out and about shooting for fun. Over time I have narrowed down to just a few apps I regularly use for post processing. There are a seemingly unlimited number of apps available in the iTunes store. Many do the exact same thing as others. Unfortunately it can be trail and error finding the right apps that work for you. Attributes like user interface, stability, native resolution support, price and feature set are important factors in

deciding if an app stays on my camera phone or gets deleted. There are many resources available such as websites and blogs to help you make app purchasing decisions. There are also apps that alert you when an app that you set on a "wish list" goes on sale or becomes free. More on all this later in a future Kernels of Koren.



"Moving Water" (3.42 seconds, ISO 50)

Slow Shutter for the camera, Snapseed for processing
This was a handheld shot of a small shallow stream as it flowed over some rocks. The golden color is the reflection from an afternoon sun and some leaves floating in the water.

"Reservoir Sunrise" (1/185 sec., ISO 50)HDR
Fusion for the camera, Pro HDR, Tangled FX, Glaze, Snapseed and Image Blender for processing.
This image went through a lot of processing until I created something I liked. I liked the original image in the camera well enough but sunrises and sunsets are boring, we've all seen too many pictures of this subject so I wanted to create something different. The fog on the water and the reflections made me stop the car on the way to work. Tangled FX and Glaze added the painterly effects, Image Blender put them together, and Snapseed adjusted the tonality, saturation and contrast.



WHAT I DID THIS SUMMER

SUMMER IN MAINE

ELLEN MCCLOSKEY

Can cool mornings in September bring back memories of those in late July?

Yes, they can if you experienced Frank Van Riper's Photo Workshop at Lubec, Maine!

For one week in Downeast Maine, I enjoyed foggy mornings, crisp days, and beautiful evening light . . not to mention a lobster roll or two. Eight of us enjoyed Frank's straightforward instruction regarding portraits, landscapes, and capturing expressive moments.

Highly recommended for beginners and intermediate photographers.





QUOTE OF THE MONTH

A lot of people think that when you have grand scenery, such as you have in Yosemite, that photography must be easy.

- Galen Rowell

What The Duck



KERNELS OF KOREN

PDN PHOTOPLUS EXPO 2013

Save the date: October 24-26 at Jacob Javits Center in NYC. Register now to get your FREE pass to the Expo floor to visit with all the top names in photography. Nikon, Canon and Sony are three of the 200 or so registered exhibitors available to see during this event. This is also known as PMA East; however, this show, unlike PMA, is designed for the photographer and end-user of photographic equipment. Representatives from companies are on-hand to let you handle and use the newest equipment. Questions can be answered direct from the horse's mouth. I have been attending this show for many years; I plan to attend again on Saturday the 26th. If you plan to attend, let me know, or if you have questions ask me at a meeting. If you don't catch up to me at a meeting, drop me an email at middlingsort-sscctthirdthursday@yahoo.com. Go to <http://www.photoplusexpo.com/> to register and for more information.

Dave Mullen and I have attended the Expo together the past few years. After the show, we have taken the opportunity to shoot pictures on the streets of New York. The Javits Center, where the Expo is located, is near the Hells Kitchen

neighborhood, the aircraft carrier Intrepid, and a short walk up to Times Square. I encourage you to attend this show, interact with the manufacturers of some of your favorite (and not so favorite) equipment, and then channel your inner Saul Leiter or Vivian Maier, two excellent street photographers, by shooting on the streets of NYC.

Saturday October 26th timeline of events:

6:00 a.m. - leave DC area headed north toward New York

9:30 - 10:00 a.m. arrive, park, and walk to the Javits Center

10:00 a.m. - 1:00 p.m. walk the show, learn, explore, and interact with manufacturers. See how much swag you can stuff into a free Nikon shopping bag

1:00 - 2:00 p.m. Lunch! Too many choices to list here, but some of my favorites are Junior's, Carnegie Deli, Gotham Pizza, and Max Brenner chocolate

2:00 - 5:00 p.m. shoot pictures

9:00 - 10:00 p.m. arrive home

Next day: download, edit, adjust, and upload to SSCC Flickr Group

INVITATION TO INTER-CLUB PHOTOGRAPHY COMPETITION

WHAT: The NIH Camera Club Annual Inter-club Photography Competition.

WHEN: Tuesday, October 8.

Digital entries must be received by 8:00 p.m. of Thursday, October 3.

On-site entries (prints and slides) will be accepted between 6:00 and 6:45 p.m. of October 8.

Judging will start at 7:00 p.m. sharp.

WHERE: The Community Room in the Five Star Premier Residence, 8100 Connecticut Avenue, Chevy Chase, MD, 20815.

For more information on the competition rules and prizes, please see the NIH CC website at <https://www.sites.google.com/site/nihlensclub/competitions/open-competition-rules>.

NATURE VISIONS PHOTO EXPO 2013

Bryan Peterson at Nature Visions Photo Expo in Manassas, Virginia

Friday-Sunday, November 8-10, 2013

Bryan Peterson is the Friday all-day seminar and Saturday afternoon keynote speaker at Nature Visions Photo Expo 2013, which takes place on Friday-Sunday, November 8-10, 2013 at the Hylton Performing Arts Center in Manassas, Virginia. Adobe Evangelist Julieanne Kost gives two FREE featured presentations on Sunday, November 10. The Expo also features Mike Moats and twelve more outstanding photographer-educators, who will present nine two-hour classes, six one-hour lectures, and, for beginning photographers, three free instructional sessions. Visitors can also take in two free exhibits and visit with twenty national and local vendors of equipment, supplies and instruction.

Registration is required and passes are on sale now at NatureVisions.org.

OCTOBER FIELD TRIP

Rockville Antique and Classic Car Show - October 19, 2013

SSCC member Nick Williams plans on showing his 1969 Jaguar XKE at the Rockville Antique and Classic Car Show on October 19, 2013. The gates open at 11:00 a.m, but thanks to Nick, the organizers said they would let members of the Silver Spring Camera Club in at 10:00 a.m. So plan to be there as close to 10:00 a.m. as possible. You can find Nick in Jaguar row.

Event website: <http://www.rockvillemd.gov/index.aspx?NID=667>

The annual Rockville Antique and Classic Car Show will be held on Saturday October 19, 2013 from 11am to 3:30pm on the grounds of Glenview Mansion in Rockville Civic Center Park. More than 500 antique and classic automobiles will be on display. Over 28 car clubs, including Jaguar, Ferrari, Porsche, and Packard, are represented during this grand event. This year's Special Display is British Vehicles. More than 60 cars, and motorcycles will be a part of this Special Display.

Parking is available at Rockville Civic Center Park. Additional parking is available at Meadow Hall Elementary School.

The following is a schedule of events for the Rockville Antique and Classic Car Show.



- 8:30 a.m. Field opens to show cars, flea market and car sales
- 11:00 a.m. Registration closes
- 11:00 a.m. Field opens to spectators - Free admission
- 11:30 a.m. Rockville Swing Band
- 2:00 p.m. People's Choice voting closes
- 2:45 p.m. Mayor and Council Award and People's Choice Award
- 3:30 p.m. Show closes

Directions:

From DC - take Rockville Pike north; after you pass the Woodmont Country Club (which is on the left) *make a right on Edmonston Drive* and follow it all the way to the Rockville Civic Center (It's also possible to take Veirs Mill Road north and make a right on Edmonston Drive)

From Maryland north - take Rockville Pike south and, just after the Wintergreen Shopping Plaza, make a left on Edmonston Drive and follow it all the way to the Rockville Civic Center



From Maryland east - take Norbeck Road west to Baltimore Avenue. Make a left on Baltimore Avenue and another left on Edmonston Drive and follow it to Rockville Civic Center

If you have any questions, Nick can answer them at the next SSCC meeting.

LIBRARY OF CONGRESS MAIN READING ROOM OPEN HOUSE ON COLUMBUS DAY

Twice each year, the Library of Congress opens its magnificent Main Reading Room for a special public open house. The fall open house will take place on the federal Columbus Day holiday, Monday, Oct. 14, from 10 a.m. to 3 p.m. and photography will be allowed - but NO TRIPODS. The Main Reading Room is located on the first floor of the Thomas Jefferson Building, 10 First St., S.E., Washington, D.C. Reference librarians will be available to demonstrate the Library's online resources and discuss access to the Library's vast onsite collections, including services and collections for use in family history research. No other reference services will be available and all other Library of Congress reading rooms and buildings will be closed.

The Jefferson Building, which will be open to the public between 8:30 a.m. and 4:30 p.m., also features the incomparable Great Hall and the Library of Congress exhibitions. Among current exhibitions in the Jefferson building are "The Civil War in America" and "A Day Like No Other: Commemorating the 50th Anniversary of the March on Washington."

Unreserved guided tours of the Thomas Jefferson Building will be offered at 9:30, 10:30 and 11:30 a.m. and at 12:30, 1:30, 2:30 and 3:30 p.m. Each tour is limited to 40 people and designed to accommodate individuals and families, not large groups. More information about the Library, the exhibitions and tours is available at the orientation desks at www.loc.gov/visit/ or by calling (202) 707-8000.



BOWIE-CROFTON INVITES SSCC TO "CANON EXPLORER OF LIGHT" PRESENTATION - OCTOBER 28

The Bowie-Crofton Camera Club would like to extend an invitation to SSCC members for an evening with a "Canon Explorer of Light," Parish Kohanim.

Meetings are held at All Saints Church 16510 Mount Oak Road, Bowie Maryland. The meeting will start promptly at 7:30pm. Come early and get a good seat.

Please go to their webpage at www.B-CCC.org for more information and a map.

— — —

Commitment, passion, and love to elicit "magical beauty" are the paradigm of Parish's intuitive philosophy of three decades of photography. Consistently original, diverse, inventive, and timelessness are the hallmarks of his photography. His uncommon use of colors, whether vibrant or pastel, as well as multitudes of tonalities in his stunning and luminous black & white images have become his distinctive and unique signature and style.

During his career, he has worked commercially for many Fortune 500 companies, IBM, Coca-Cola, and DeBeers to name a few, and his work has appeared on the pages of *Vogue*,



Harper's Bazaar, *Forbes*, *Time* and *Newsweek*. Parish has been a Canon "Explorer of Light" since it's inception in 1994 and a Canon Print Master, which consists of a very exclusive group of photographers worldwide. Parish has been named "One of the World's Top 100 Photographers" in 2011, 2012, and 2013 by *Graphis*.

Parish will be discussing the importance of proper composition, unconventional lighting, techniques for creating dynamic visual impact, and getting the most naturally posed portraits. Throughout his presentation, he will point out and share some simple and fresh techniques and tips on how to make your pictures stand out from the crowd.

INDIA PHOTO TOUR AND WORKSHOP

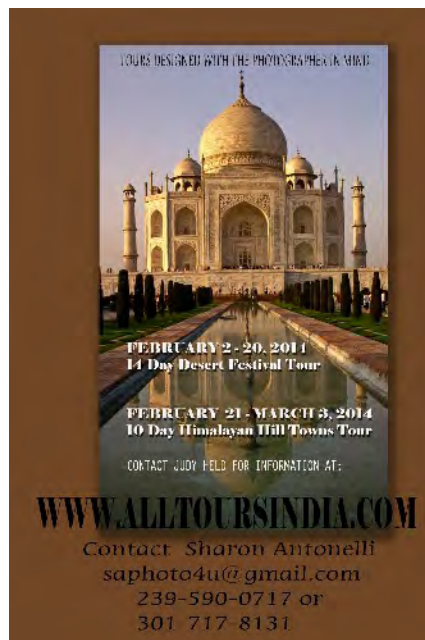
Camera Club Member Sharon Antonelli is announcing this opportunity and will be on the tour as well. This will be her 8th time traveling to India with All Tours India and she is sure you will benefit from the group's past experiences in leading Photo Tours to India.

February 2-20: This 18 day Desert Festival Photo Tour and Workshop is an exciting opportunity to visit the sights of India while learning from Cathy Nocera. Cathy is one of the top 10 photographers in Florida Professional Photographers. She has been recognized over the last 20 years by her peers (not only in Florida but nationally) as one of the best in Photoshop retouching and creating beautiful works of art from her photography. Using Photoshop "Layers", Cathy will teach artistic techniques with textures and selections to create beautiful and unique art from your photographs. There will be formal class time and shooting with Cathy to capture images to use in the workshops. There will also be informal time to discuss all topics photographic.

Participation in this workshop is limited and there are only a few spaces available. So, if you think you are interested reserve your space as soon as possible. The tour price \$3,595 pp/d, \$1,100 single supplement. The cost of the workshop with Cathy is \$400. The Itinerary for this tour can be found on the Web: www.AllToursIndia.com. All Tours India will work to find you a "roommate" if you are a single traveler who wants to share. Please feel free to contact Sharon Antonelli with any questions you may have.

In addition to the 18 day Desert Festival Tours above, there is a 10 day Himalayan Hill Town Tour that can be booked in addition to/or separately. Visit All Tours India on Facebook to see photos for tours.

Sharon Antonelli, saphoto4u@gmail.com,
239-590-0717 (home), 301-7171-8131 (cell)



FREE ALL-DAY PHOTOSHOP SEMINAR ON DESIGN PRINCIPLES AND CREATIVE DESIGN

Calumet Photo will be sponsoring a free all-day seminar on November 19 at The Westin - Tysons Corner as part of the Creative Design Tour. This all-day workshop will teach you to differentiate yourself in an increasingly saturated industry by learning principles of design and how to utilize them in Photoshop. By understanding and using the fundamental design elements of line, shape, space, texture, color, and value, you can increase the appeal of your brand and your photo products. This two-part learning experience also covers aesthetics, typography, product development, and how to create personalized photographic art for your clients with edges, textures, borders, backgrounds, brushes, overlays, and scripts.

This hands-on experience teaches by doing: bring your laptop and complete projects alongside instructors Judy Host and Matt Nystrom.

Every Attendee receives \$200 worth of FREE gifts, visit www.CreativeDesignTour.com for more information and registration.

MY APP OF THE MONTH

For editing my iPhone pictures on the go, my first destination is the Snapseed app. Available for both iOS

(<https://itunes.apple.com/us/app/snapseed/id439438619?mt=8>) and Android

(<https://play.google.com/store/apps/details?id=com.niksoftware.snapseed&hl=en>), this program is

a one-stop shop for both Instagram-like vintage filters and a set of sophisticated editing features. Like the grown-up Nik software, Snapseed can use Nik's U-point technology to apply selective edits. My favorite functions are "Drama," which adds contrast and texture, and "Selective Focus," which uses a combination of blur and vignetting to emphasize your photo's subject. Snapseed saves a new copy of the edited photo, leaving your original untouched, and you can export the edited version from your phone to social media, e-mail, etc. If nothing else, this app is a fun way to spend some time waiting in line at the DMV by re-imagining your smartphone pictures.



CALLS FOR ENTRY

David Blass

Vermont Photo Workplace

Figures/Contexts, Deadline: Oct. 28
Imagined Realities, Deadline: Nov. 25
<http://www.vtphotoworkplace.com/>

Focal Press Photography Contest

HDR Photography, Deadline: Oct. 31
Flash Photography, Deadline: Nov. 30
Seasonal Inspiration, Deadline: Dec. 31
<http://focalpressphotographycontest.com/schedule/>

Linus Galleries (Signal Hill, CA)

Spirituality, Deadline: Oct. 7
Political Statements, Deadline: Oct. 21
Pop Culture, Deadline: Nov. 4
Past, Present, Future, Deadline: Nov. 18
Roots, Deadline: Dec. 2
<http://www.linusgallery.com/call-for-entries.html>

The Kiernan Gallery

Voyages, Deadline: Oct. 24
<http://kiernangallery.com/>

New York Center for Photographic Art

Primary Colors, Deadline: Nov. 3
<http://www.nyc4pa.com/>

Popular Photography

Reader's Photo Contest, many categories,
Deadline: Oct. 20
www.PopPhoto.com/readerscontest2013

Purdue University Galleries

Alien Invasion Epic, Deadline: Oct. 31
<http://www.cla.purdue.edu/vpa/galleries/>

Yosemite Renaissance

Yosemite and the Sierra Nevada, Deadline:
Nov. 16
<http://yosemiterenaissance.org/index.html>

Embracing Our Differences

Diversity, Deadline: Dec. 31
<http://embracingourdifferences.org/>

Jug Bay Wetland Sanctuary - October 27

Photographers often take their best pictures in the sunrise or sunset hours. On October 27, 2013, the Jug Bay Wetlands Sanctuary in Lothian MD opens one hour before sunrise and closes one hour after sunset to give photographers this opportunity. At this time of year, good fall colors abound. In the afternoon, there will be an opportunity to shoot a model outdoors, not for a typical portrait, but as a "human in the landscape." From noon to two, you will have a chance to meet other photographers, discuss the photos you took, and get photography tips and suggestions from the workshop leader. No formal instruction is offered, but guidance on Lightroom is available. Laptops welcome; no WiFi available. You can come and leave at any time.

Please register before Oct 20. Limited to 20 participants. Send a check for \$20 made out to Friends of Jug Bay. Write "October 2013 Photo Workshop" in the memo field and very neatly and clearly print your email address in the upper left corner. Mail the check to JBWS, 1361 Wrighton Road, Lothian, MD 20711. All proceeds from this event are used by the Friends of Jug Bay to support the Jug Bay Wetlands Sanctuary. Please see friendsofjugbay.org for further information.

Bring your lunch to eat at the workshop (you can store your lunch in a refrigerator upon arrival.) Although any level of photographer is welcome, this event is best suited to the avid hobbyist, dedicated amateur or professional.

The Sanctuary offers splendid views of the Patuxent River, marshes with boardwalks, and miles of forest trails, including one that runs alongside a beaver pond. Some of the photos from the April 2013 Photography workshop can be seen here:

<https://www.facebook.com/media/set/?set=a.552754758096985.1073741830.104281916277607&type=1>

This event will be held in any weather except rain; if rain is likely, you will be notified via email the night before that the event is cancelled (money refunded of course). Sunrise is at 7:30 am. The gates open at 6:30 am. Meet in the Wetlands Center. Directions: www.jugbay.org.

If you have questions, please contact the workshop leader Colin Barnett at the email or phone number below.
Colin Barnett, 443-996-3501, colinbarnett88@gmail.com, <http://www.flickr.com/photos/cbarnett88/>

CLASSES AND WORKSHOPS

David Blass

Capital Photography Center

- Lighting for Engagements and Portraits, Tue. Oct. 1, 6-8:30pm
- Secrets of Shooting Babies & Newborns, Tue. Oct. 8, 7-9pm
- Digital Photography Basics--3 Sessions, Thu. Oct. 10 & 17, Wed. Oct. 30
- National Zoo Field Shoot, Sat. Oct. 12, 8am-12pm
- Full Moon Over DC Photo Safari, Sat. Oct. 19, 6:30-9pm
- iPhone Photography at the National Portrait Gallery, Sun. Oct. 27, 11:45am-3:45pm
- Faces, Not Places! Photo Safari, Sat. Nov. 2, 2:30-5pm

And others at

<http://capitalphotographycenter.com/classes/>

Horizon Workshops

- Flash Magic, Sat.-Sun. Oct. 5-6
- Creative Vision: 2 Day, Sat.-Sun. Oct. 12-13
- Washington DC: Icons w/ a Creative Eye, Sat.-Sun. Oct. 19-20
- Abandoned Factory (Delaware), Sat. Nov. 2, 1:30-5pm

And many more at <http://www.horizonworkshops.com/>

Washington School of Photography

- Intermediate Photography, Sat. Oct. 5, 12, 19 & 26, 10am-1pm
- Introduction to Storytelling Through Images, Mon. Oct. 7, 7-10pm
- Child Portraiture in the Studio, Sat. Oct. 12, 10am-4:30pm
- Shoot Around (multiple workshops and subjects), Sat. Oct. 19, 10am-5pm
- Focus on Composition (4 sessions), Mon. Oct. 28, Nov. 4, 11 & Sat. Nov. 9, 10am-1pm

And many more at www.wsp-photo.com

Joseph Van Os Photo Safaris

- World's Best Raptor Shoot, Oct. 12-17
- Ultimate Antarctica, Nov. 2-29
- Faces of Burma, Nov. 29-Dec. 16
- Bosque del Apache & White Sands, New Mexico, Dec. 7-13
- Horses & Icons of the Wild West in Winter, Jan. 26-Feb. 1, 2014
- Japan's Winter Wildlife, Feb. 19- Mar.6, 2014
- Venice at Carnevale, Feb. 22- Mar. 1, 2014
- Aurora Borealis, Fairbanks, Alaska, Mar. 3-10, 2014

www.photosafaris.com

Art Wolfe

- Romania, Oct. 18-31
- Morocco, Nov. 2-17
- The Wilds of Hawaii, Dec. 2-7
- India, Jan. 14-25, 2014
- Iconic East Africa, Mar. 8-23, 2014
- Bhutan, Apr. 2-13, 2014

And more at <http://www.artwolfeworkshops.com/>

Suzi Eszterhas

- Wildlife of India, Nov. 2-18
- Custom Photo Tours in Monterey Bay, year-round, custom dates available
- Wildlife of Costa Rica, Jan. 14-26, 2014
- Alaska Bears and Eagles, June 23-July 1, 2014
- Orangutans of Borneo, Oct. 2014 (exact dates tba)

<http://www.suzieszterhas.com/toursWorkshops/>

Corey Hilz Photography

- West Virginia Fall Foliage, Oct. 7-10
- Poconos and Delaware Water Gap, Pennsylvania, Oct. 14-17
- Chincoteague National Wildlife Refuge, Virginia, Nov. 22-24

Plus classes and software training at

<http://coreyhilz.com/>

Glen Echo Photoworks

- Digital Camera--Next Step (3 sessions), Tue. Oct 1, 8, 15, 6:30-9pm
- Repair and Restore Old Photographs, 5 sessions Sat. Oct 12-Nov. 9, 11am-1pm
- Flash Photography Demystified Workshop, Sun. Oct. 27, 10am-1pm
- Great Portraits with Simple Lighting (4 sessions), Thu. Nov. 7, 14, 21, Dec. 5, 7-10pm
- Field Trip, National Building Museum--Workshop, Sun. Nov. 10, 11am-4pm

And others at

<http://www.ssreg.com/glenechopark/classes/classes.asp?catID=4403&pcatID=4379>

Smithsonian Institution

- Contemporary Urban Landscape Photography, 6 sessions Wed. Oct. 16-Nov. 20 (plus 2 Sundays)
- Open Darkroom Plus, 8 sessions Thu. Oct 17-Dec. 12, also Fri. Oct. 18- Dec. 13, 6:30-9:30pm
- Fall Landscape Photography on the Potomac, 8 sessions Fri. Oct. 18-Dec. 13, 10:15am-1:15pm, also offered on Sat. Oct. 19-Dec. 14 10:15am-1:15pm

And more at

http://smithsonianassociates.org/ticketing/tickets/search_photography.aspx?keyword=C-Photography

EXHIBITS AND EVENTS

Ted Ringger

Landscapes in Passing: Photographs by Steve Fitch, Robert Flick and Elaine Mayes – Images of the passing American landscape. Through January 20. Smithsonian American Art Museum. Eighth and F Streets, NW, Washington, D.C. 202-633-1000. www.americanart.si.edu

A Democracy of Images; Photographs from the Smithsonian American Art Museum – 113 photographs from the museum's permanent collection. Through January 5. Smithsonian American Art Museum. Eighth and F Streets, NW, Washington, D.C. 202-633-1000. www.americanart.si.edu

Meade Brothers: Pioneers in American Photography – A collection of 19th century daguerreotypes. Through June 1. National Portrait Gallery. Eighth and F Streets, NW, Washington, D.C. 202-633-1000. www.npg.si.edu

A Day Like No Other: Commemorating the 50th Anniversary of the March on Washington – Forty black and white images of the march. Through March 1. Library of Congress. 10 First Street SE, Washington, D.C. 202-707-9779. www.loc.gov

Portraits of Planet Ocean: The Photography of Brian Skerry – Underwater images of different marine environments. Through November 30. National Museum of Natural History. Tenth Street and Constitution Ave., NW, Washington, D.C. 202-633-1000. www.mnh.si.edu

Nature's Best Photography Awards – Through June 1. National Museum of Natural History. Tenth Street and Constitution Ave., NW, Washington, D.C. 202-633-1000. www.mnh.si.edu

Understory – Jackie Bailey Labovitz photographs of perennial plants hidden beneath the forest canopy. Through October 14. U.S. Botanic Garden. 100 Maryland Ave., SW, Washington, D.C. 202-225-8333. www.usbg.gov

Creating Camelot: The Kennedy Photography of Jacques Lowe – Intimate shots of the president's family taken by his personal photographer. Through January 5. The Newseum. 555 Pennsylvania Ave., NW, Washington, D.C. 888-639-7386. www.newseum.org

Lion and Tigers and Bears: Through the Lens with National Geographic – Through February 1. National Geographic Society. 17th and M Streets, NW, Washington, D.C. 202-857-7588. www.nationalgeographic.com/museum

David Levinthal: War Games – Combat-related tableaux and images of war from the central figure of American post-modern photography. Through October 27. Corcoran Gallery of Art. 500 17th St. NW, Washington, D.C. 202-639-1700. www.corcoran.org

Lines, Marks and Drawings: Through the Lens of Roger Ballen – Photographs of homes and windowless rooms in rural Africa. Through February 9. National Museum of African Art. 950 Independence Ave., SW, Washington, D.C. 202-633-4600. www.africa.si.edu

Civil Rights at 50 – A three-year changing exhibit follows the Civil Rights Movement from 1963 to 1965 with images and front pages of newspapers and magazines from the time. The Newseum. 555 Pennsylvania Ave., NW, Washington, D.C. 888-639-7386. www.newseum.org

Comeback Chronicles – Photos by Wesley Schaeffer while he shadowed dog musher Lance Mackey as he trained and raced in the 2013 Iditarod. Through October 12. Capitol Hill Arts Workshop. 545 Seventh St., SE, Washington, D.C. 202-547-6839. www.chaw.org

SILVER SPRING CAMERA CLUB MEMBERSHIP APPLICATION AND RENEWAL

[illegible]

SSCC Calendar

Upcoming Events

- 3 Social Hour (7:00 - 7:30 p.m.)
- 3 Speaker Night
- 10 Competition Night: Nature
- 17 Education Night
- 19 Saturday Field Trip
- 23 Open Forum


ALL MEETINGS AT 7:30 P.M.

Submissions for the Cable Release are due by the **24th of the previous month.**

PRINT COPIES OF THIS ISSUE ARE AVAILABLE
FOR PURCHASE AT www.magcloud.com/user/plstuart



First Class Mail



Jim Auerbach, "The Birds"



20915-2375

Wheaton, MD

PO Box 2375

Silver Spring Camera Club