


# Silver Spring Camera Club

## *Member Handbook*

# 2015-2016

Founded 1950

[www.scccphotography.org](http://www.scccphotography.org)



2	Welcome to the Silver Spring Camera Club! Monthly Calendar, Inclement Weather Policy
3	General Information, Club History
5	Monthly Member Workflow
6	SSCC Officers, Meeting Location
7	Membership Application, 2015-2016
8	<i>Cable Release</i>
9	Calendar of Events
10	SSCC Listserv, SSCC Flickr Group, Meetup
13	Competition Topics and Definitions
14	<i>Revised</i> Official Competition Rules and Awards
19	Why Compete?
23	Frequently Asked Questions about the Rules
25	Digital Projected Competition Specifications
26	Digital Projected Competition Tutorials
28	Index of Articles, 2005-2014
33	Constitution and By-Laws

# WELCOME TO THE SILVER SPRING CAMERA CLUB

## 65<sup>th</sup> ANNIVERSARY SEASON

Welcome to the Silver Spring Camera Club! If you're a new member, this *Handbook* should serve as an introduction to the many benefits of joining the Club. If you're a renewing member, this *Handbook* provides useful information on the the competition topics for 2015/16 and this year's calendar, among other things.

SSCC truly offers something for everyone. If you are interested in competing and testing yourself in monthly competitions, we have some gifted photographers and great judges who offer constructive feedback that has made me a better photographer. If you're not ready for or not interested in the competition experience, though, the Club also offers a wealth of learning and fellowship opportunities, including insightful speakers, a monthly Education Night, field trips, and a new feature introduced in 2013/14, the Open Forum, which offers members a chance to receive feedback on their photography from their fellow members in a non-judging environment.

The Club has a deep history - now celebrating its 65<sup>th</sup> anniversary - and many longtime members. In my experience, Club members are all happy to share their knowledge of and enthusiasm for photography, so reach out to them at the next meeting.

I hope that this *Handbook* answers your questions, but let me know if there are things that I should add to or subtract from next year's edition.

Patrick Stuart  
Editor, *Cable Release*



### MONTHLY CALENDAR SEPTEMBER THROUGH MAY

First Thursday: Speaker Night, 7:30 p.m.  
Second Thursday: Competition Night, 7:30 p.m.  
Third Thursday: Education Night, 7:30 p.m.  
Fourth Thursday: Open Forum, 7:30 p.m.

Saturday: Field Trip on day to be announced


*Cable Release* submission deadline: 24<sup>th</sup> of the month!

June, date TBA: Year-End Banquet

### Inclement Weather Policy

If Montgomery County schools close,  
SSCC is closed.

For up-to-the-minute information  
go to [www.montgomeryschoolsmd.org](http://www.montgomeryschoolsmd.org)



# SILVER SPRING CAMERA CLUB

## KEY INFORMATION

The **Silver Spring Camera Club** comprises a diverse group of individuals passionately dedicated to the pursuit of photographic excellence. We believe the best method of understanding the art of photography is through education and the sharing of ideas. For over 60 years SSCC has maintained a high standard of integrity and quality. Our reputation as the friendliest club in the metropolitan area is the basis of our success. We welcome new members of all ages and skill levels who share our interest in photography.

### Meetings

The club meets on the first four Thursday nights of each month from September through May of each year. All regular meetings are held at Silver Spring United Methodist Church, 33 University Boulevard E., Silver Spring (Corner of University and Colesville Rd.). An annual banquet is held at a local hotel in mid-June.

### Speaker Meetings

Guest Speaker Meetings are held on the first Thursday of each month from 7:30-9:30 p.m. A speaker, usually a professional photographer, will deliver an illustrated talk on some aspect of photography.

### Competitions

Competitions are held on the second Thursday of each month from 7:30-9:30 p.m. Depending on the number of images to be judged, competitions may end later. Images may be entered in Advanced or Novice classes, in categories of print or projected digital images.

### Education Night

The third Thursday meetings are usually "hands on" workshops in photo techniques conducted by visiting experts or advanced SSCC members. Meetings are held from 7:30-9:30 p.m.

### Open Forum Night

The Open Forum meetings began in 2013-14 with the goal of giving members an informal "salon" type forum to bring and discuss their work. As with the other meetings, we begin at 7:30 p.m.

### Field Trips

One field trip is held every month on a Saturday during the club year. Most trips are to sites in and around the Washington, DC, area, although we occasionally visit locations in Baltimore, West Virginia, Pennsylvania, and Delaware. Please check the *Cable Release* or the SSCC website (<http://www.scccphotography.org/>) or contact the Field Trip chairperson for more information.

### History

The Silver Spring Camera Club began in the fall of 1950 when about 50 people attended an open meeting for anyone interested in forming a Camera Club. The stated purpose of the Club was "to provide an opportunity for people with a mutual interest in photography to share their experiences and common knowledge." The charter membership was about 60. Twenty-one years later in 1971 the membership stood at 150, and new applicants were placed on a waiting list.

Over the years the Club had held its regular meetings in a camera store, various community center clubrooms, a recreation center, a high school, and several libraries. It usually had two meetings a month. Up until 1975, there were only two categories for the competitions: color slides and monochrome prints. In 1976, four print meetings included a color print competition. By 1983, every print competition included color prints for both novice and advanced classes. The slide competitions have remained basically the same, except that the number of allowed slide entries was reduced from three to two in 1982 due to the large number of entries. In 2008 the slide category was changed to digital projected. The Club recently reviewed its competition rules, and beginning in 2014-15, there are two categories for each competition: digital projected image and prints. Members can enter up to two images (monochrome or color) in each category.

The original "workshops" consisted of short 15-minute presentations given by members at the beginning of each main meeting "to provide an exchange of information and first-hand experience on photographic techniques and materials." (The name was changed to "short-shorts" in 1970; and then to "mini-work-

shops.") In the mid-1960s "study groups" met monthly, first for color slides and later for monochrome prints. These were joined by the New Directions Workshop in 1981, and a few years later by the Composition and Presentation Workshop. Also in the 1980s, there was a View Camera Group, a Creative Workshop, and two one-year workshops on the Fine Print and Retouching. In the 1990s, we added a workshop on Computer Imaging.

From the very beginning, SSCC was a member of the Photographic Society of America (PSA). This provided an opportunity for members to exhibit their work in the Print and Slide Circuits in the U.S. and around the world. Through the years, SSCC has arranged exhibits of members' work in a variety of locations throughout the Washington, DC area. Club members have also participated in the competitions sponsored by Greater Washington Council of Camera Clubs and the Council of Maryland Camera Clubs.

The Club's newsletter, the *Cable Release*, began publication in October 1961 as a mimeographed newsletter with hand-drawn illustrations, which was mailed to members for 4¢. Later issues contained black-and-white photographs, and two 1979 issues feature front-page color Xerox reproductions from slides. The *Cable Release* has earned several awards from the Photographic Society of America for its quality and service to members. The first mention of the use of a computer was by editor Art Drucker, who used his trusty Commodore from 1984 to 1987. Over

the years, the *Cable Release* has provided club news, photo-related articles, and members' opinions on a variety of topics. The archive of past newsletters, which is in the care of our club historian, chronicles the history of a dynamic organization that, with the active input of its members, has been constantly evolving for more than half a century. There is an index of articles from the past several years in this edition.

### PSA

The Photographic Society of America (PSA) is a worldwide organization for anyone interested in photography. The society includes casual shutterbugs, serious amateurs, and professional photographers.

Founded in 1934, PSA has members in over 70 countries. Individual, Club, and Council memberships offer a wide variety of services and activities: a monthly magazine; online photo galleries, image evaluation, study groups, and courses; competitions; an annual conference; recognition; and discounts on photography related products and services.

The Silver Spring Camera Club has been a member Club of the PSA since the club was founded in 1950. For information regarding the benefits of a PSA individual membership and for PSA sponsored activities, please contact our Club PSA Representative, Loretta Argrett, or visit [www.psa-photo.org](http://www.psa-photo.org).



Catherine MacDougall, "Auf der Hut sein"



# MONTHLY MEMBER WORKFLOW

Dave Mullen

## Beginning of the Month

- If you are planning to enter competition, finish working on 2 photographs to submit for Digital Competition. Mat or mount 2 photographs for the Print Competition.

## First Thursday

- Attend the Speaker's Night to gain inspiration and learn how a professional approaches photography.
- Submit Digital Competition Entries by the midnight deadline.

## Second Thursday

- Arrive early to sign in and turn in matted Print Competition Entries. (Use the template provided on the SSCC website.)
- Listen to comments by the Judge about your photographs, and about others' photographs, to learn how to see and develop work more critically.



Elise Shurie, "Ruby Throat"

## Third Thursday

- Based on the topic, come with questions to be answered or equipment to be used.

## Fourth Thursday

- Bring a few prints to discuss with fellow members, and be prepared to offer your own feedback, critique, and questions to others.

## Saturday Field Trip

- Be sure that you know the meeting time and place, which is announced in the *Cable Release* and at Thursday night meetings.
- Check out the venue on a website to see what shooting opportunities might present themselves.
- Seek out other members who shoot similar equipment to ask questions and get tips on lenses, flash, etc.

## End of the Month



Elise Shurie, "Monarch Transformation"

## SSCC Officers and Chairs 2015-2016

**President:** Michael Koren  
([president@ssccphotography.org](mailto:president@ssccphotography.org))

**Vice President:** David Blass

**Treasurer:** Bruce Schaefer

**Secretary:** Ted Ringger  
([membership@ssccphotography.org](mailto:membership@ssccphotography.org))

**Directors:** Mike Lux, Dave Powell, Doug Wolters

**Competition Chair:** Doug Wolters  
([competition@ssccphotography.org](mailto:competition@ssccphotography.org))

**Program Chair:** Coco Simon  
([programs@ssccphotography.org](mailto:programs@ssccphotography.org))

**Education Chair:** Michael Koren  
([info@ssccphotography.org](mailto:info@ssccphotography.org))

**Membership Chair:** Laurel Sharf  
([membership@ssccphotography.org](mailto:membership@ssccphotography.org))

**Field Trip Chair:** Pepe Izursa

**Open Forum Moderator:** Dave Powell

**Historian:** Norm Bernache

**PSA Rep:** Loretta Argrett

**Newsletter Editor:** Patrick Stuart  
([cablereleaseeditor@ssccphotography.org](mailto:cablereleaseeditor@ssccphotography.org))

**Webmaster:** Dan Siskin  
([web@ssccphotography.org](mailto:web@ssccphotography.org))

Visitors and prospective members are welcome. Membership is open to all persons interested in photography. For more information, contact Laurel Sharf at [membership@ssccphotography.org](mailto:membership@ssccphotography.org).

The *Cable Release* is published ten times each year, September through May plus Summer, for members of the Silver Spring Camera Club. Articles are written by members of SSCC, which is a community-based organization dedicated to the advancement and enjoyment of photography.

SSCC member submissions for the *Cable Release* should be directed to the Editor, *Cable Release*, at [cablereleaseeditor@ssccphotography.org](mailto:cablereleaseeditor@ssccphotography.org). More information is available at the SSCC Website: [www.scccphotography.org](http://www.scccphotography.org)

## SSCC MEETING LOCATION

All FOUR major monthly meetings of the Club Year are held at the Silver Spring United Methodist Church at Four Corners in Silver Spring.

*Note:* The main parking lot is accessed from the eastbound side of University Blvd, and you cannot make a left from southbound Colesville Rd. onto University Blvd.

If you are coming from College Park/Takoma Park: Go west on University Blvd. Cross the Rte. 29/Colesville Rd intersection and turn left at the loop just past McDonalds. Go back east on University Blvd., cross Rte. 29 and turn left into church parking lot A.

If you are coming from points north of Four Corners: Proceed south on Rte. 29 and turn right onto University Blvd., move into the far left lane and turn left at the loop just past the McDonalds. Go east on University Blvd., cross Rte. 29, and turn left into the church parking lot.



**SILVER SPRING CAMERA CLUB MEMBERSHIP APPLICATION AND RENEWAL**

**RENEWAL**    **NEW MEMBERSHIP**

My membership contact info remains the same (if renewal)

NAME \_\_\_\_\_

**New members / updated current members:**  
NAME \_\_\_\_\_

SPOUSE /PARTNER or STUDENT NAME \_\_\_\_\_

STREET \_\_\_\_\_

CITY \_\_\_\_\_

STATE \_\_\_\_\_ ZIP \_\_\_\_\_

TEL. HOME \_\_\_\_\_

MOBILE or WORK TEL. \_\_\_\_\_

EMAIL \_\_\_\_\_

I am a member of other camera club(s):  
\_\_\_\_\_

I am a member of Photographic Society of America  
\_\_\_\_\_

- I am willing to serve on a committee
- Field trips
  - Competitions
  - Membership
  - Refreshments

- I am willing to lead a field trip
- I am interested in presenting a talk on: \_\_\_\_\_

I suggest the following club field trips:  
\_\_\_\_\_  
\_\_\_\_\_

I would like to have the following additional training or coaching and / or club programs:  
\_\_\_\_\_  
\_\_\_\_\_  
\_\_\_\_\_

**MEMBERSHIP RATES**

- Individual: \$45
- Student: \$35
- Family: \$65

Optional contribution to Commemorative Fund: \$ \_\_\_\_\_

Total: \$ \_\_\_\_\_



Dues cover the club year from September through May. **Dues must be paid no later than the 2<sup>nd</sup> Thursday in September** and before entering any SSCC competition. After January 31, *only for new members* dues for the remainder of the club year are \$35; dues for spouses and students are \$30; and families are \$55. We welcome your additional contribution to the SSCC Commemorative Fund.

**MAKE CHECKS PAYABLE TO:**  
**Silver Spring Camera Club**

Please bring this completed form with your check before the September competition or mail to:

*Silver Spring Camera Club  
c/o Bruce Schaefer, Treasurer  
PO Box 2375  
Silver Spring, MD 20915-2375*



I hold SSCC and each member of SSCC, individually and collectively, blameless for any injury that may occur to me or my guests or my property while participating in any SSCC activity or event.

Applicant's signature \_\_\_\_\_ Date of application \_\_\_\_\_

## THE CABLE RELEASE

SSCC publishes a monthly newsletter, the *Cable Release*, from September to May each year. This award-winning publication keeps members informed about Club events, offers member-written articles about a variety of photography-related topics, and includes news about seminars, workshops, and exhibits to further members' photographic education. Each *Cable Release* issue also features winners from the previous month's photo competition - both projected and printed entries.

The Photographic Society of America awarded the *Cable Release* second place (tie) for large club newsletters in 2013-2014 but didn't please the judges in the 2014-2015 competition. Awards are nice, but my focus is to make the best and most useful newsletter for SSCC members.

This year, I am moving the *Cable Release* to a landscape format. Our members are increasingly reading the *Cable Release* on their computer screen or tablets, and the old portrait orientation was losing too much screen real estate. I hope that the new format is more convenient to use and more legible.

The newsletter can only be as good as the articles and information submitted by the Club members. In a survey last year, one of the things that people asked for was more equipment reviews. I do not have much of a budget for the CR - \$0, to be precise - so I am asking members if they can offer short reviews of their own equipment. This could be a new lens bought for a summer vacation or a golden-oldie that has proved its value over the years.

People are also looking for photo tips and techniques, so please send me any that you might have. Members are already sharing tips and links to useful websites on the SSCC listserv. The *Cable Release* is another opportunity to share your thoughts in a longer format with illustrative examples.

Finally, I wanted to solicit reviews of photo workshops or seminars that members have attended. These don't have to be long, just enough to help fellow members decide where


to spend their time and dollars. Let's keep it positive, as I do not want to get sued for defamation by an irate instructor.

All members have the opportunity to submit pieces for the *Cable Release* for publication. If you are going to submit something, I would ask a few things that make it easier for the editor: (1) Please proofread your submission carefully. (2) Keep the formatting to a minimum, as I will have to reformat everything after copying it into the desktop publishing software. (3) If you want to use pictures and have them appear in a defined order and place, use brackets in the text to indicate their location. (4) Keep the file size for pictures below 500 kb.

I am looking forward to another great year for the *Cable Release* based on your contributions.

Your editor,

Patrick Stuart



Patrick Stuart, "Toronto Highrise"



# 2015/2016 CALENDAR

September 3	Speaker Night	January 21	Education Night
September 10	Competition Night - Open	January 28	Open Forum
September 17	Education Night - History of Photography	February 4	Speaker Night
September 24	Open Forum	February 11	Competition Night - Still Lives
September 26	Field Trip - Arboretum	February 18	Education Night
October 1	Speaker Night	February 25	Open Forum
October 8	Competition Night - Nature	March 3	Speaker Night
October 15	Education Night - Basic Photography	March 10	Competition Night - Open
October 22	Open Forum	March 17	Education Night
November 5	Speaker Night	March 24	Maundy Thursday - no meeting
November 12	Competition Night - Open	March 31	Open Forum
November 19	Education Night - Advanced Photography	April 7	Speaker Night
November 26	Thanksgiving - no meeting	April 14	Competition Night - Landscapes
December 3	Speaker Night	April 21	Education Night
December 10	Competition Night - Industrial/Mechanical	April 28	Open Forum
December 17	Education Night	May 5	Speaker Night
December 24	Christmas Eve - no meeting	May 12	Competition Night - Black & White
January 7	Speaker Night	May 19	Education Night
January 14	Competition Night - Open	May 26	Open Forum

## FIELD TRIPS

Each month, the Club organizes a Field Trip to a local venue to shoot together. This is a great opportunity to learn from other members and shake yourself out of a photographic rut. This is a no-pressure opportunity to experiment with your photography and enjoy the company of fellow Club members. If possible, Field Trips end with a group lunch after a morning shoot, so make sure to find out where the group is headed.

Recent Field Trips have included the Lonaconing Silk Mill, the Mormon Temple Christmas Lights, the Rockville Antique and Classic Car Show, horseracing at Laurel Park, Cunningham Falls, and the Rawlings Conservatory.

Pepe Izursa is the Field Trip Coordinator, but individual Club members organize and lead each trip. We are always looking for

volunteers to lead Trips and ideas for fun places to photograph.

Travel arrangements vary, but people wishing to carpool often meet at the parking lot for the Giant Supermarket at 8750 Arliss St., Silver Spring, MD, 20901 (the corner of Flower and Arliss).



At the Laurel Racetrack.

## JOINING THE SSCC LISTSERV

By Dan Sisken

If you want to hear the latest photo news and reach out to fellow SSCC members for answers, sign up for the SSCC listserv. The SSCC listserv uses Google Groups, a very simple, well-known, intuitive system. To sign up, email me, Dan Sisken, at [web@ssccphotography.org](mailto:web@ssccphotography.org). All I need is your name and email address. I will send you an invite by email.

There are two ways to access listserv messages. One is by email. You have the option of receiving each post by email, or getting a single, digest email approximately once a day with all of the posts in it. You can respond to all posts by replying to the email.

## SSCC IMAGES FLICKR GROUP

Michael Koren

The SSCC Picture a Day group is now known as Silver Spring Camera Club Images. The group will have all the images from the 2012 picture a day project and now any images any member of the club wishes to add. Old, new, whatever, just upload and share your images with others. This is an opportunity for all members to share images with the world, get feedback and have a discussion about your pictures. Too often we submit images on competition night and the judge's comment is "good picture but I like others better." The Silver Spring Camera Club Images Flickr group is the perfect opportunity to solicit feedback and actually get it, from others in the group and as a bonus, from others worldwide!

I encourage all members to participate in Silver Spring Camera Club Images. This will be a fun and interesting way to improve our photographic skills and give us the motivation to shoot more pictures. This forum is also a great way to interact and share ideas with other SSCC members by commenting on photos. We will be using Flickr as the online area for SSCC members to post images into this Flickr group. Everyone in the world, as well as all members of the club will be able to view the images as well as have the opportunity to leave comments. However, only approved members (you) will have the ability to upload

The other method is by going to the Club's Googlegroup website, which is <http://groups.google.com/group/ssccameraclub>

From there, you can read discussion threads, respond to a thread, and/or start a new thread. You can also adjust your settings so that you only receive a daily digest of posts instead of getting each one separately by email. See the "Edit my membership" link on the right.

If you've never been a member of a listserv, this may sound a bit complicated. But it's actually fairly simple. If you have questions, please see me at a meeting or just email me at my Gmail account ([web@ssccphotography.org](mailto:web@ssccphotography.org)). See you online!

images to the photo a day group pool. A volunteer or two along with me will act as moderators.

There are two steps necessary to join Silver Spring Camera Club Images group and some guidelines for using Flickr.

First, you must have a Flickr account. Joining is free and easy to do. After creating an account you will post images to your Photostream. This is the bucket where all your images are stored. From this bucket, images can be associated with up to 60 Flickr groups. Some or all of your images can be associated with the Silver Spring Camera Club Images group.

The second thing to do is find the group. The name of the group is Silver Spring Camera Club Images. From your main Flickr page look for a link to Groups (top of the screen) and search for the name. Once you find the group, join by clicking the appropriate button.

Once you are a member of the group you can begin sharing photos.

Here are some guidelines for posting images and things to keep in mind about Flickr.

Images will display in the group pool in the order posted, not taken. So someone who posts at 6 p.m. a photo taken at 3 p.m. will dis-

play before a photo posted at 9 p.m. but taken at 2 p.m. This is not a big deal overall but you should be aware of why it may seem like some of the pictures are out of order.

Flickr offers the ability to “tag” images. This helps the Flickr search engine find your photos in a search. Tags can be any word(s) you want and you can apply as many tags as you want to an image. Examples of tags include flower, bird, iPhoneography, etc. This is a group to motivate us to shoot more pictures and to be creative and to get feedback when not submitting an image in a competition. If someone wants to see more of your images they can easily click a link from the group to your personal Photostream.

Speaking of uploading pictures to Flickr, it’s been suggested by someone much wiser than me that the upload resolution should be 768 x 578, or similar. Your dimensions will vary depending on your camera sensor’s aspect ratio and whether you crop your photo. But, stay in that ballpark for a few reasons. The time to upload will be reduced; a smaller file size will not take as long. The image displayed on a computer screen will look fine at this resolution. You can set your privacy controls so that Flickr has some restrictions on downloading images. Carefully read the section about Privacy & Permissions when setting up your account. All settings can be changed later. If you are worried about someone “stealing” your image then a lower resolution image is less appealing. A print at this resolution would only look good up to about 2 inches by 1 inch! Your Photostream is not a way to archive your original images. This is only a medium to display images.

Your Photostream photos can be marked as public or private. Please note images marked as private and associated with a group will be seen in that group. They will be visible in the group, but not made “public.” I encourage you to read the Flickr FAQ and help sections to learn about content restrictions and the different private/public restrictions available. Also, please familiarize yourself with the Flickr terms of service and upload policies.

### Summary


- Become familiar with Flickr policies
- Join Flickr ([www.Flickr.com](http://www.Flickr.com))
- Join Silver Spring Camera Club Images group ([http://www.flickr.com/groups/sscc\\_picture\\_a\\_day/](http://www.flickr.com/groups/sscc_picture_a_day/))
- Tag images
- Upload at 768 x 578 or similar resolution
- Visit the group as often as possible and post comments to other's photos.

### HAVE FUN!

More questions??? Track me down at a meeting or email me at [middlingsort-ssccthirdthursday@yahoo.com](mailto:middlingsort-ssccthirdthursday@yahoo.com)

The web address is:  
[http://www.flickr.com/groups/sscc\\_picture\\_a\\_day/](http://www.flickr.com/groups/sscc_picture_a_day/)

The rules are simple: You must be a member of SSCC, and you can upload 10 images per week.



Nick Williams, “Ghostly”

## SILVER SPRING CAMERA CLUB HAS JOINED MEETUP

Silver Spring Camera Club has joined the Meetup social media platform! Meetup is an online social media tool that fosters genuine connections with Meetup members while enhancing the visibility of SSCC in the community. We joined Meetup to help advertise the many exciting activities we offer and encourage more members to join the club and participate. More sharing of knowledge and experiences will help everyone grow as photographers and make membership in the Silver Spring Camera Club more worthwhile than ever before.

Meetup is not just a social media platform similar to Facebook or Twitter. Meetup really fosters face to face meetings rather than exclusively online “friends” and “followers”.

Meetup exists in 180 countries, has almost 22.5 million members among 209,000 Meetup groups, with about 4,000 of those groups about photography.

Current members of the Club are encouraged to join the Meetup group.

Go to: <http://www.meetup.com/Silver-Spring-Camera-Club/>

The advantages of joining the Meetup group are reminder emails about meetings, finding and staying in contact with other members, a place to post and enjoy looking at others photos from field trips and finally, the possibility of finding other Meetup groups that may interest you with different topics than photography. Again, go to <http://www.meetup.com/Silver-Spring-Camera-Club/> take a look around and join the fun.



Catherine MacDougall, “La Nausée”



David Blass, “Open Road”

# 2015 - 2016 COMPETITION TOPICS & DEFINITIONS

Doug Wolters, Competition Chair

## **September: Open**

Any subject matter, theme, and technique are acceptable for open-topic competitions. The principal emphasis should be on the personal interpretation of the photographer.

## **October: Nature**

Acceptable entries are photographs that portray various aspects of natural plant and animal life; that illustrate the natural features of land, sea, and sky; or that reveal natural phenomena. No image in this competition may show human intervention. Domestic plants (e.g., in a botanical garden) or animals (including zoo animals) may be included as long as they do not show any human intervention (e.g., collars or ear tags, gates, walls, paths, signage).

## **November: Open**

## **December: Industrial/Mechanical**

Subjects portrayed using this theme show the fruits of man's inventiveness. On the industrial side, images relate mainly to machinery or tools; to activity associated with manufacturing, extraction and processing of raw materials; or to construction. On the mechanical side, images show machinery at work or at rest as well as the components of machinery.

Subjects may be of any scale (e.g., parts of a watch or parts of a rocket), from any time in human history (e.g., renaissance navigational equipment or contemporary circuit boards), and in any condition (e.g., rusted out or shiny new).

## **January: Open**

## **February: Still Lifes**

A still life is a group of inanimate objects carefully arranged together in a specific way.

Such objects may be either natural (e.g. food, flowers, plants, rocks, shells) or man-made (drinking glasses, books, vases, jewelry, coins, pipes, etc.). Both types may be combined in a still life composition. As a rule, a small-scale still life is set on a table or other surface or assembled in a display box on a wall. The sur-

face provides context for the composition and anchors it in space, while a well delineated background further defines it.

A photograph of a single object, such as a rose against a black background, will not qualify. For this competition, a still life must contain multiple objects; no single focal point is necessary.

## **March: Open**

## **April: Landscapes**

Landscapes are photographs of natural scenery, of the earth's topography. This includes not only scenery such as mountains, hills, lakes, streams, fields, tundra, canyons, and buttes, but may also portray coastal scenery and the water itself.

Generally, landscapes convey a sense of expansiveness. Some landscape subjects may actually be small in size but still show an expansive quality, such as certain geological formations.

Unlike the nature competition, the landscape theme does permit the inclusion of people or man-made elements, though not as predominant subject matter. For the purposes of this competition, landscapes do not include cityscapes.

## **May: Black and White / Monochrome**

Monochrome photographs use only one color and multiple shades of that color. Black and white photographs are a subset of monochrome: black, with its multiple shades of grey, is a color produced by one ink. Therefore, a black and white photo with one red umbrella would not qualify as a monochrome. For this competition, any subject matter is acceptable. All entries for both prints and projected images at all levels are to be black and white or monochrome.

# **SILVER SPRING CAMERA CLUB OFFICIAL COMPETITION RULES AND AWARDS (Revised August 2015)**

## **I. GENERAL**

1. A competition is defined as a judging of photographs of a particular category made by entrants competing at a particular level at the regularly scheduled SSCC meeting for this purpose.
2. Entrants must be members in good standing of SSCC, meaning that, in accordance with the bylaws, annual dues must be paid before participating in any competition.
3. The Competition Chairman (or person acting in his / her stead) is responsible for the administration of these rules and may disqualify and remove any entry not conforming to these rules.
4. It is also the duty of the Competition Chairman to:
  - a. instruct the judge(s) in the definitions of subjects and/or techniques; and to
  - b. instruct the judge(s) to reject any entry not conforming to an announced subject and/or techniques.
5. Entries for competition must be initially created with light sensitive devices such as film or digital camera, as well as scanned film, enlarger, copier, or flatbed scanner, etc. Images that were not created with a light sensitive device are not photographs and are not permitted. To encourage creativity and exploration of new technologies, there is no restriction on the amount or type of computer or darkroom manipulation performed by the entrant on an image.
6. SSCC assumes no liability for any misuse of copyright and is not responsible for any loss of or damage to any images submitted. By virtue of submitting an entry, the entrant certifies the work as not infringing on anyone else's copyright. With the permission of the photographer, SSCC

may reproduce, in printed or electronic form, all or part of the entered material free of charge for publication and/or display in media related to the promotion of the club and to effectively operate and promote its competitions.

## **II. CATEGORIES**

1. There are two categories of competition: (1) Prints and (2) Projected Images. Each includes monochrome and color images.
2. Entries in all categories must have been created by the entrant.

## **III. LEVELS**

1. Each category of competition (Prints and Projected Images) has two levels: Novice and Advanced.
2. A member's level standing in one category has no bearing on that member's standing in any other category.
3. A member may begin competing at either level of any category and may voluntarily move to the next higher level at any time. However, a member who has entered images at a higher level may not thereafter enter at a lower level. It is the member's responsibility to insure that his/her entries are properly recorded and entered into the correct competition level.
4. Whenever there are insufficient entries to hold a Novice competition, a Novice member may choose to enter images in the Advanced level competition for that competition without affecting his/her status at the Novice level. Any points awarded to the Novice member in that higher level competition will be tallied as Novice level points.
5. Point scores are recorded and tallied by the Competition Chairman and SSCC Historian. A Novice entrant who has accumulated 36 points in a given category over any period in SSCC monthly competitions must immediately move to the Advanced level.
6. After receiving the SSCC Master of Photography Award, a member must thereafter compete in the Advanced level in all

categories. The move to the Advanced level becomes effective in the club year following the year in which the 300 points total is achieved.

#### IV PREPARATION OF COMPETITION ENTRIES

1. For prints (at Novice and Advanced levels), printing must be done by, or under the direction of, the entrant. For film, initial processing of negatives or alternative media may be done by the entrant or a commercial imaging service. All subsequent custom techniques, including image retouching or manipulation, must be done by the entrant.
2. For projected images, any image editing or manipulation of digital images must be done by the entrant. Images captured on film may be processed and scanned by a commercial lab. Any further steps in the production of an entry must be done under the direction of the entrant.
3. Print entries must be securely attached to either a board or a clean mat, preferably both, so that prints do not come loose. The purpose of this requirement is to effectively present the print, to provide rigidity when on display during the competition, and not to harm the prints above or below it in a stack. Prints must be of a size acceptable for the club's print viewing box (approx. 24" high); total print area may not exceed 16" x 20". A sequence of related prints, mounted on one board, will be considered as a single entry. For both levels, the combined picture area of this sequence may not exceed 16" x 20". Framing is prohibited. There are to be no hooks, substances, or protruding objects on the mount board that might scratch, mar, or otherwise damage other entries.
4. On the back of the print, the following information must be legibly included: The entrant's name and level, the title of the image, the date of the competition in which the image is being entered, and an arrow indicating the top of the print. SSCC will provide a label template so that all members can supply the required information on the back of prints in a consistent way.

5. Digital images must conform to the technical specifications provided by the Competition Chairman and published in the *Cable Release* as well as in the Member Handbook and on the [SSCC web site](#).

#### V MONTHLY COMPETITIONS

1. Competition schedule: Projected Image (both color and monochrome) and Print (both color and monochrome) competitions are to be held each month during a regular club meeting, September through May, as decided by the Board of Directors, except that one month may be designated for other purposes.
2. Number of entries that may be submitted: The maximum number of entries a member may submit in each category is two.
3. Minimum number of entries to hold a competition: To conduct a Novice competition, there must be at least four entries by at least three entrants. To conduct an Advanced competition, there must be a minimum of nine entries.
4. Log-in procedure for prints at competition meetings: Prior to the competition, each entrant must ensure that his/her name and the title of each of their print entries are recorded in the appropriate competition registers as maintained by the Competition Chairman. Proper submission of digital images generates automatic registration. An Advanced level image entered into a lower level will be disqualified.
5. Log-in time for prints at competition meeting: All prints must be logged in no later than five minutes before the starting time of the meeting. If a member is unavoidably delayed, his prints may be included in the competition at the discretion of the Competition Chairman.
6. Number of times one image may be entered in competitions: One image may be entered in competitions no more than three times total, across all categories, across all years of membership.
7. Re-entering a winning image in another category: No entry that has won an award in an SSCC monthly competition may be re-entered in another category.

8. What constitutes a repeat image: Repeat images are identical or nearly identical images. (For example, with the photographer standing in one place, pictures of the same subject may be nearly identical though they will have different file or frame numbers. A previously submitted image can be transformed by cropping, rotating, etc. as to make it a different image.)
9. Identifying repeat images: Each photographer is required to check his / her entries for repeat images, whether identical or nearly identical. However, it is up to the Competition Chairman, in conjunction with the SSCC Historian, to identify images submitted more than three times.
10. Consequences of submitting repeat images: On the first occurrence of a member submitting an entry more than three times, the entrant is given a warning. Any subsequent submission of the image results in the loss of all points earned by that image.
11. Awards: Ribbons are presented in each competition based on the total number of entries in each level. Awards are valued as:
  - 1st Place - 6 points
  - 2nd Place - 4 points
  - 3rd Place - 2 points
  - HM (Honorable Mention)- 1 point
 12 Number of awards given per number of entries:
  - 4-5 entries: only 1st place
  - 6-8 entries: 1st & 2nd place
  - 9-11 entries: 1st, 2nd, & 3rd place
  - 12 -14 entries: 1 HM
  - 15 - 24 entries: 2HM
  - 25 - 34 entries: 3 HM
  - 35 - 44 entries: 4 HM
  - 45 - 54 entries: 5 HM

The number of HMs awarded in each category is based on 10% of the total entries in each category rounded up from odd multiples of five. No HMs are awarded in competitions with fewer than 12 entries, no 3rd place with fewer than 9 entries, and no 2nd place with fewer than 6 entries.

12. Competition topics: The Board of Directors may assign not more than four of the monthly competitions to a defined subject and/or technique. (The October competition is always on the topic of Nature.) All other competitions are to be open to all subject areas (open topic). Assigned topic competitions for the following club year are scheduled at a Board Meeting in April and announced in the *May Cable Release*.
13. Annual Nature competition: The topic for all October competitions (i.e., Projected Images and Prints) must always be Nature for all levels and in all categories and held on the same meeting night. The Joyce Bayley Award is presented to the "Best of Show" as determined by the Judge. Entries must conform to the SSCC definition of the Nature topic.
14. Rescheduling competitions: If a competition is not held, for any reason, it may be rescheduled at the discretion of the President.

## VI BODY OF WORK COMPETITION

1. The Board of Directors may assign not more than one projection and one print competition each year as a Body of Work competition. For these competitions, there are no level distinctions. Sets of images (intended to tell a story, make a statement, or support a theme) are presented to the Judge as a group. Individual images that have won in prior monthly or inter-club competitions are eligible for inclusion as part of a set, but no image that has been entered in a prior Body of Work competition is eligible. Entry of an image into this competition as part of a set has no bearing on its eligibility for entry into monthly or inter-club competitions. Makers must assign titles to each set entered, not to each individual image.



2. To conduct a Body of Work competition, there must be at least four entries by at least three entrants. No HMs are awarded in competitions with fewer than 12 entries, no 3rd place with fewer than nine entries, and no 2nd place with fewer than six entries.
3. Print Competition: Each member may enter up to two sets consisting of 3 to 5 images in the Print Body of Work competition. Images must be individually mounted. However, multiple images mounted on one board are allowed and are considered a single image.
4. Projected Image Competition: Each member may enter up to two sets, each consisting of 3 or 4 images in the Projected Image Body of Work competition.

#### VII YEAR-END COMPETITIONS

1. Each member may enter a maximum of five images per category in the Year-End competition.
2. Year-end competitions have the same rules as monthly competitions with respect to categories and levels.
3. All entries in Year-End competitions must have been entered in a monthly competition or as an SSCC entry in an inter-club competition during the preceding nine months.
4. No points are awarded.
5. A member who has entered in both the Novice and Advanced level of a category during the preceding year may elect to enter either the Novice or the Advanced level (but not both) for the Year-End competition. If the member enters the Advanced level, he or she may submit any entry previously entered regardless of level. However, if he or she enters the Novice level, he or she may submit only entries previously entered in the Novice level.
6. Recognition, but not ribbons or points, is determined on the following basis: 1st, 2nd, 3rd, and a variable number of HM's equal to 10% of the total entries in that competition, rounded up from odd multiples of five.

7. The Len Tuchin Award is presented to the creator of the image that, in the opinion of the Judge of the Year-End competition, is considered to be the "Best of Show."

#### VIII PHOTOGRAPHERS OF THE YEAR AWARDS

1. For each level within each competition category, a Photographer of the Year award is presented at the year-end banquet.
2. The awards are determined on the basis of all points earned during the club year just ended. A Photographer of the Year award may not be presented in a level/category if no member has earned at least a total of 15 points in that level/category.
3. Point totals are calculated as follows:

##### a. Novice Level:

All points earned in SSCC monthly competitions in that club year, plus all points earned as an SSCC entrant in Board-approved inter-club competitions in equivalent categories, any level.

##### b. Advanced Level

All points earned in SSCC for the Advanced level in that club year plus all points earned as an SSCC entrant in Board-approved inter-club competitions in equivalent categories, any level.

##### c. If a member moves from the novice level to advanced during a club year

All points earned at the Advanced level and one half of all points earned in the novice level of the same category in that club year, plus all points earned in Board-approved inter-club competitions in equivalent categories, any level. Such a member may be considered only for an advanced photographer of the year award.

4. In the event of a tie for a Photographer of the Year, the winners are determined as follows:

First tie-breaker : the most 1st place awards

Second tie-breaker: the most 2nd place awards

Third tie-breaker: the most 3rd place awards

Fourth tie breaker: the most honorable mention awards

If a tie remains, there are co-winners.

5. Inter-Club awards earn points toward an SSCC Photographer of the Year award as follows:

1st place - 7 points

2nd place - 5 points

3rd place - 3 points

HM - 2 points

6. In any competition where the HM awards exceed 10% of the total competition entries, an HM only earns one point. Entries accepted for club representation in competitions in which SSCC conducts preliminary qualification judging receive one acceptance point each. Acceptance points are separate from, and in addition to, any points that may be earned in the inter-club competition.

#### IX PHOTOGRAPHIC EXCELLENCE AWARDS ON BASIS OF POINTS EARNED


1. SSCC Star Merit Award: For each 50 points scored in monthly club and inter-club competitions, total accumulation in all levels and categories over any period of time while a member in good standing of SSCC, a member is awarded a Star Merit Award. Stars are awarded up to a maximum of five (for a 250 point accumulation).
2. SSCC Master of Photography Award: Upon accumulating 300 total points in the SSCC Star Award System, an SSCC member is awarded an SSCC Master of Photography plaque.
3. SSCC Grand Master of Photography Award: Upon accumulating 600 total points in the SSCC Star Award System, a member is awarded the SSCC Grand Master of Photography plaque.

4. SSCC Hall of Fame Award: Upon accumulating 1200 total points in the SSCC Star Award System, a member is awarded the SSCC Hall of Fame plaque.
5. The Competition Chairman and/or the Historian must maintain records necessary for the administration of Photographic Excellence awards.

#### X SERVICE AWARD

A Service Award may be awarded to the SSCC member who the Executive Council determines has made outstanding contributions to further the interests of the Club and its membership. The Executive Council makes this determination by secret ballot no earlier than May 1st of the award year. The member must receive a majority of the votes cast; if no majority is reached, there may be up to two additional ballots in an effort to achieve one. If no majority is reached after the third ballot, there is no award for that year.

"SSCC Comp Rules" (07/00)  
Revised (04/02) Revised (04/03)  
Revised (09/2004) Revised (04/2007)  
Revised (08/08) Revised (08/09)  
Revised (08/14) Revised (07/15)



Jim Turner, "Self Portrait"

## WHY COMPETE? A VISUAL MEDITATION

Dave Mullen

Every Sunday the Washington Post Magazine has a visual puzzle in which the reader is invited to examine two photographs and find the 12 differences between the two. Much like reading our children "Where's Waldo?" books, this exercise in visual acuity can be fun, or frustrating. I now invite you to find the differences between the two photographs in this article (see below).

Study them hard, and see if you can find the differences. Having a tough time?

Well, the two judges who looked at this photograph had no trouble distinguishing between them... the photograph on the left was tossed during the first round of competition, while the photograph on the right won a first place ribbon. The difference? The person looking at the photograph.

All this is by way of encouraging every SSCC photographer to enter competitions and not to get discouraged. This is far from my only image to be battered by one judge, only to be admired by another. Your own reaction to photographs in the *Cable Release* newsletters will tell you all you need to know... "I like that one, I don't think much of this one."

Our friends and relatives always *love* our work. The value for me in competition is not in the winning of ribbons but in the feedback from judges.

Yes, we may need a thick skin some months, but listen to the judge and consider her or his comments.

These are not pronouncements from the gods on high, but are the reaction of a fresh set of eyes upon our work. The comments by a judge may cause us to tweak or completely reinterpret our photograph, or we may decide that we don't think much of what the judge had to say but like the photograph just the way it is. In either case, our eyes will have become a bit more discriminating and thoughtful in both the shooting and processing of our work.

I always leave Competition Nights having thought more carefully about my work, whether or not I have a ribbon to show for my efforts.

Isn't that one of the reasons we joined SSCC?



# A COMMON SENSE GUIDE TO PHOTO COMPETITION

PSA Journal, May, 1991 by Marty Feins

Why do we enter photographs in competitions? Are we looking for awards, recognition and the excitement of being a winner? If you answered yes to any of the above questions, you are missing the whole purpose as to why your club sets up competitions and judging.

The purpose of a competition is primarily to see if your photography is improving, to learn how the judge thinks you can improve your particular photograph and to observe and learn from the comments he or she gives fellow photographers in the competition. Remember, a competition is primarily a learning experience.

Good photography is not too hard to achieve, great photography, however, takes a lot more effort. If you want to be a great photographer, you must ask yourself, "Am I willing to really work at it and learn how to take better pictures?" If your answer is "yes" then there is no better time to start learning how to take a better picture than right now. You should understand something very important, when you submit a photograph to a judging: you are saying to the judge essentially, "this is my best; I can do no better." Is this a truism, though? It is not if you honestly believe it can be improved. Yes, it is nice to win awards and to gain recognition for your work, but is it not nicer to improve?

When your print is critiqued, try to remake, crop, tint or redo your photograph in the style suggested by the judge. After you have accomplished this compare both photographs and see if you have had a learning experience. If you have, then competition is for you. It is not even necessary to wait for a judging competition. Aren't there already members in your own club whom you respect for their knowledge and ability? Take advantage of their wisdom. You would be surprised how quickly they would offer you help and guidance and gladly share their skills.

Here are some things to look for in your photographic entries. First of all show **Impact**. Grab the viewer's attention, stop him, make

him go "ah" and make every effort to avoid distracting elements which are in front, to the side, or behind the main subject.

Next, use **Creativity**. Make the viewer think and make him wonder how you achieved your photographic image. Remember, photography is a recognized art, be an artist and **Use Artistic Ability**. Show good use of balance, composition, color, cropping, and logical use of space. Use the full scale of the film to achieve the proper contrast. If you send your prints to a commercial lab, use a good one; one which will crop and give your print the color effect you want. Make the lab technician redo your print until it is done the way you would like it if you were printing it. Poor print quality from a lab is no excuse to a judge. It will cost you points.

Know your picture's **Center of Interest**. Find an eye catching point, then lead the viewer's eye throughout the picture, hold his attention and exclude any lines that might lead the viewer's eye out of the photograph.

**Lighting**, whether natural or manmade, should look realistic. Avoid the snapshot camera flash look. Make light work for you. Use reflectors. Even a handheld newspaper can fill-in shadow details.

Know and make good use of **State of the Art Techniques**. Tools like the montage, sandwich, dyes or pencil or whatever other skills you have mastered can greatly improve your picture. However, use these techniques discreetly. Use them only if they help the photograph, not just to show you know how to do them. Also make the viewer wonder how you achieved your photo image.

Your choice of **Subject Matter** should be appealing, arouse emotion and set a mood. Your subject should be shown to its greatest advantage, with nothing to disconcert the feeling you want. Your picture should also **Make A Statement**. It should tell a story, give a message or make the viewer think propaganda .

Last, but not least: **Presentation**. Use proper mounting, clean cut masks, and the proper type of mounting board. Use step-off mounting on prints, judicious use of spotting and print correction, clean boards and so on. Use good judgment and be proud of what you do by your

efforts. Everything you do poorly in presentation of your work will cost you points. A great photograph presented carelessly will cost you. Remember photography is a recognized art, be an artist.

When photographing for assignment competitions study the competition's idea thoroughly. In photographing **People Portraits** if the subject is a portrait (a person), they should be either pleasant to look at (photogenic) or unusually interesting (character study). If the subject is of an active sport, the subject must

be doing his or her sport activity. When photographing **Animals**, use nice looking healthy animals, (creatures, bugs, etc.), but have them doing more than just looking at the camera. As for capturing **Abstracts** on film, use strong designs, patterns, textures, have a definite point of interest and keep the viewer's eyes into the photograph.

All of the above, however, should just be considered suggestions. Use *your* imagination, look and listen, but most of all work at it and make your next entry a "10."



Michael Tran, "Gannets Kissing"



Dave Powell, "The Schnaz"

## “NOVICE” & “ADVANCED”: TWO DIFFERENT MEANINGS

Participants in SSCC competitions enter at either the novice or advanced level. However, each of these level designations carries two unrelated meanings.

“Novice” means a person who is relatively new to photography or who may be relatively inexperienced with certain kinds of photography equipment. But within SSCC, “novice” also means a member who has only earned up to 36 points cumulatively in the monthly members’ competitions. Such a person may already have considerable experience in photography, but perhaps he or she doesn’t enter competitions often enough to earn points at a faster rate.

New and even existing members whose experience and ability would make them feel comfortable competing at the advanced level are encouraged to do so. Just speak to the competition chairman to have your name placed on the advanced roster. Remember, though, once you move up and compete at the advanced level, you can’t go back to novice!

The “advanced” designation likewise has two meanings. It can represent a member who has earned 37 or more points in either the projected or prints competitions. But it can also be a member, regardless of points, who might be a retired pro or who has long experience as a serious amateur.

New members, joining SSCC for the first time, may want to talk to the competition chairman to determine the right level for them to enter competitions.

The bottom line here is that both levels have a range of proficiencies. The ribbons and points shouldn’t be the central focus of competitions. What really matters is the enjoyment of doing photography, of learning and improving, and of sharing these experiences in a community of like-minded folks.



Beth Echols, “Black Bayou Sunrise”



Dave Powell, “Morning Dew”

## FREQUENTLY ASKED QUESTIONS ABOUT THE RULES

Members are invited to email any questions about the rules to the *Cable Release* editor ([cablereleaseeditor@ssccphotography.org](mailto:cablereleaseeditor@ssccphotography.org)), who will forward them to the "Rules Guy." Questions and answers appear in the newsletter for the edification of all members. Here are the questions that were asked last year.

**Dear Rules Guy,**

I took this lovely snapshot at the zoo. I showed it to one of my fellow club members and I told him I'd like it to be more dramatic and in black and white. He opened it in Photoshop and came up with the second version, of which I approve. *Can I enter this photo in an SSCC competition?*


New Member

**Dear New Member,**

Please have your friend contact Michael Koren about volunteering to teach Photoshop techniques at a future "Education Night." I'm sure many club members would be interested in learning how the changes were made. However, the new version **cannot** be entered in an SSCC competition.

"*Silver Spring Camera Club Competition Rules and Awards (August 2014)*" clearly state, "any image editing or manipulation of digital images must be done by the entrant." That includes images shot on film and later scanned.

Rules Guy



=====

**Dear Rules Guy,**

I'm a new member of the club and really enjoy the speakers and competitions. *I can't resist commenting aloud (sometimes, to no one in particular) in reaction to funny, unusual or particularly outstanding images.* To me, that seems like a normal/natural reaction. Long-time members, even club officers, comment sometimes. What can we do to stop whoever the "old grouch" is who frequently tries to "shhh" everyone? He/she even does that after the judge asks a question. Why can't we simply enjoy the photography without being hassled to keep quiet?

Rowdy

**Dear Rowdy,**

That is an understandable question from someone unfamiliar with the etiquette of photo contests. Even the most conscientious judges are human and, therefore, vulnerable to outside influences, no matter how subtle. The club's goal is to eliminate as many "outside" stimuli, both physical (sight and sound) and psychological, as possible. That's why we aren't allowed to even answer a judge's questions.

That even means that a competitor should refrain from discussing **ALL** his/her entries with the judge until **ALL CATEGORIES** of judging are completed. Experienced photographers (i.e. judges) can often see subtle similarities/traits in other photographers' work; sometimes in very different images. That subtle, subconscious influence might tilt the "level playing field."

Sometimes, even "old grouches" have valid intentions!

The Rules Guy

=====

**Dear Rules Guy,**

All this talk about *how many times a print has been entered* into competition, whether it has won, how many *points* I've earned, etc. is bewildering. My memory isn't what it used to be. I simply can't remember all that stuff.

Where are my glasses?

**Dear Glasses,**

Nobody's memory is what it used to be, especially the Rules Guy's! That's why record keeping is important. Your records don't need to be elaborate; a simple list in a notebook, a Word document, a spreadsheet, whatever . . . anything that *works for you*.

If you need a summary of your previous entries, contact Norm Bernache, the club Historian. He maintains a database of all competition entries. He will provide your data as a report or, if you prefer, in a spreadsheet format.

I should also point out that experienced photographers need not wait until 36 points have been earned in a category before moving up to Advanced. In fact, they are encouraged to voluntarily move to Advanced, in the spirit of fair competition.

Rules Guy

=====

**Dear Rules Guy's Buddy,**

I keep hearing about the "rules," but I've never seen them. Who has them and how can I see them for myself?

Doubting Thomas

**Dear Tom,**

You can, and should, see the rules for yourself. If every member took twenty minutes to familiarize themselves with the competition rules then there would be far less frustration on Competition Night. The rules are available to all members, and to the general public, on the club website under "[\*Key Documents\*](#)."

So what's in these rules that I should know?

You should know, or at least be familiar with, everything in the rules. For example, one question that often comes up is who can manipulate and print an image. The rules are pretty clear about this...

*Section I. General... Item 5...* To encourage creativity and exploration of new technologies, there is no restriction on the amount or type of computer or darkroom manipulation performed by the entrant on an image.

*And in Section II. Categories, Items 1 and 2...* For prints (at Novice and Advanced levels), printing must be done by, or under the direction of, the entrant. For film, initial processing of negatives or alternative media may be done by the entrant or a commercial imaging service. *All subsequent custom techniques, including image retouching or manipulation, must be done by the entrant.*

For projected images, any image editing or manipulation of digital images must be done by the entrant. Images captured on film may be processed and scanned by a commercial lab. *Any further steps in the production of an entry must be done under the direction of the entrant.*

Pretty clear, isn't it? The entrant must have done all the work on the photograph prior to it being printed. You can't have someone else "touch it up" when they print it, as that clearly violates the rules, which state that all manipulation and retouching must be done by the entrant.

Rules Guy



## DIGITAL PROJECTION SUBMISSIONS

The requirements for submitting images for digital projection are:

### Submission Deadline

- Midnight 1-week before competition (SSCC's Speaker meeting night)
  - Send submissions to [SSCCphotography@yahoo.com](mailto:SSCCphotography@yahoo.com)
  - Images (per member per competition): maximum of 2
- File Format: JPEG
- File Size: 500 KB (max)
- File Name: **Level ~Maker's Name~Image Title.jpg**
  - Example: Advanced~Tom Jones~Washington Landscape.jpg
  - The tilde "~" character separates the 3 sub-fields of the file name
  - **Level** - "Novice" or "Advanced" (capitalization not required)
  - **Maker's Name** - spaces allowed
  - Please use the same name throughout the year to aid record keeping.
  - **Image Title** - spaces allowed

DO NOT embed commas (,) or tilde (~) in any of the File Name sub-fields.

The "**File Name**" requirements are very important for running the competition. Please be careful when entering this information. Nonconforming filenames make it very difficult to track your entry. Use a tilde (~), NOT a dash (-) to separate the subfields (**Level~Maker's Name~Image Title**) of the filename. The Competition Chair will not make changes to the filenames after submission, so please check them carefully before submitting.

The computer and software will automatically rescale your image for projection, but if you want to exert full control over how the image is displayed, you should consider resizing and sharpening the image (maximum of 1024 pixels wide and 768 pixels high) yourself. Please see the *Member Handbook* (<http://www.scccphotography.org/wp-content/uploads/2014/08/SSCC-Member-Handbook2014.pdf>) for tutorials on how to resize images in Lightroom or Photoshop.

The maximum file size of **500KB** is to limit the demands on computer memory and speed the presentation.

The computer we use for competition night will automatically add black bars at the side of the photo based on the photo's aspect ratio. If for artistic reasons you wish your image to be presented at a size smaller than screen's full height or width, then you must size your image and position it within a 1024 pixels wide x 768 pixels high **black** background image (canvas size in Photoshop).

Questions: Doug Wolters at [SSCCcompetitions@aol.com](mailto:SSCCcompetitions@aol.com)

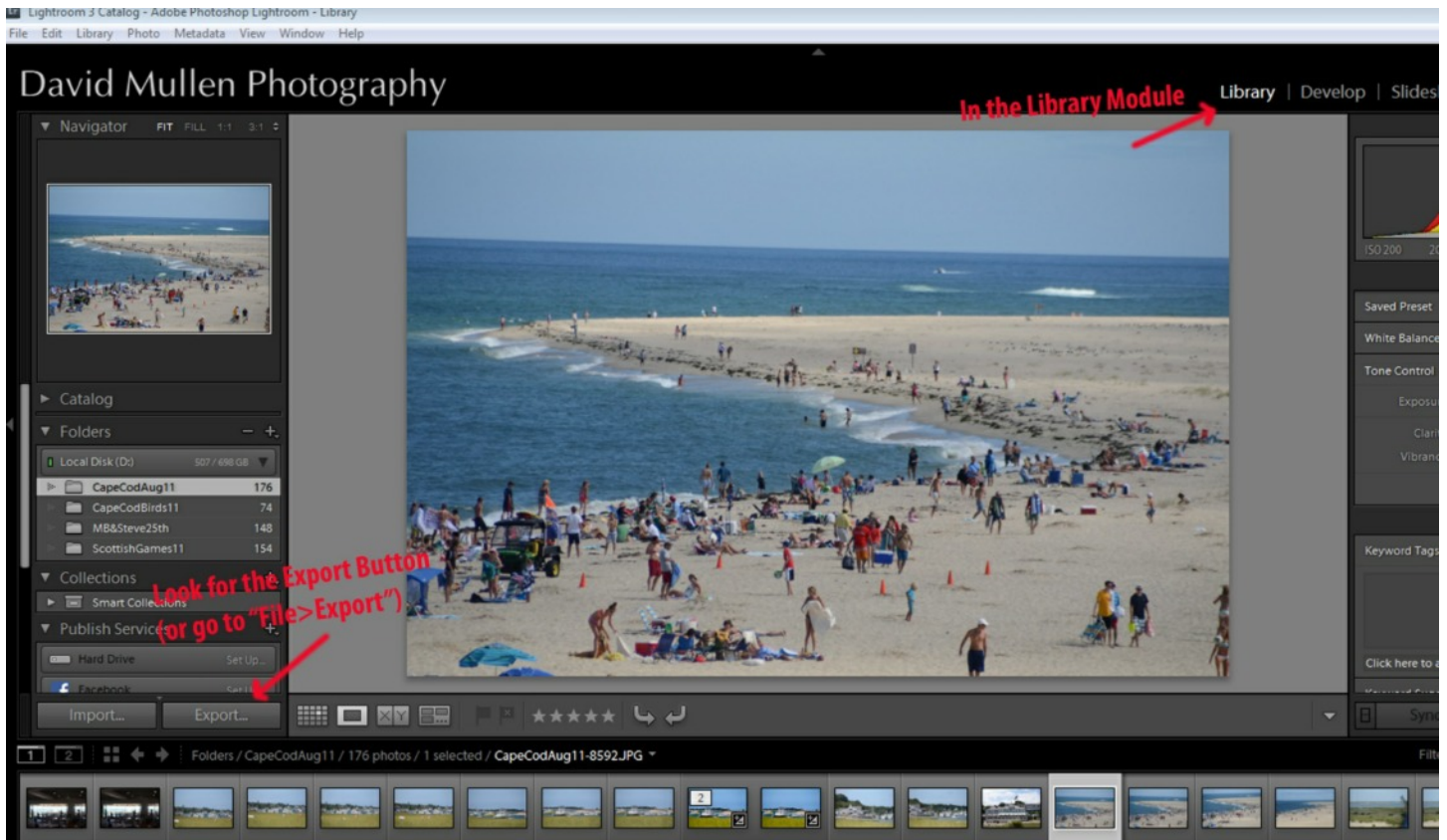
### **PRINT IMAGE ENTRY GUIDELINES**

More info on the back of prints is required. In addition to the old requirement (name, title, and an arrow indicating the top of the print), you must also include your level and the date of the competition. The template provided on the SSCC website at [http://www.scccphotography.org/wp-content/uploads/2014/08/SSCC\\_competition-label-8-14b.pdf](http://www.scccphotography.org/wp-content/uploads/2014/08/SSCC_competition-label-8-14b.pdf).

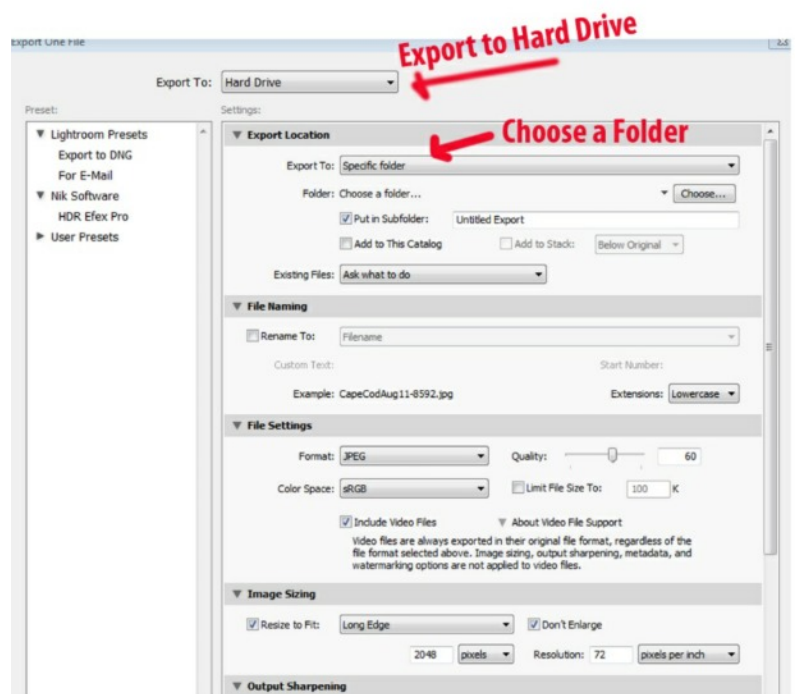
# USING LIGHTROOM TO EXPORT IMAGES FOR DIGITAL COMPETITION

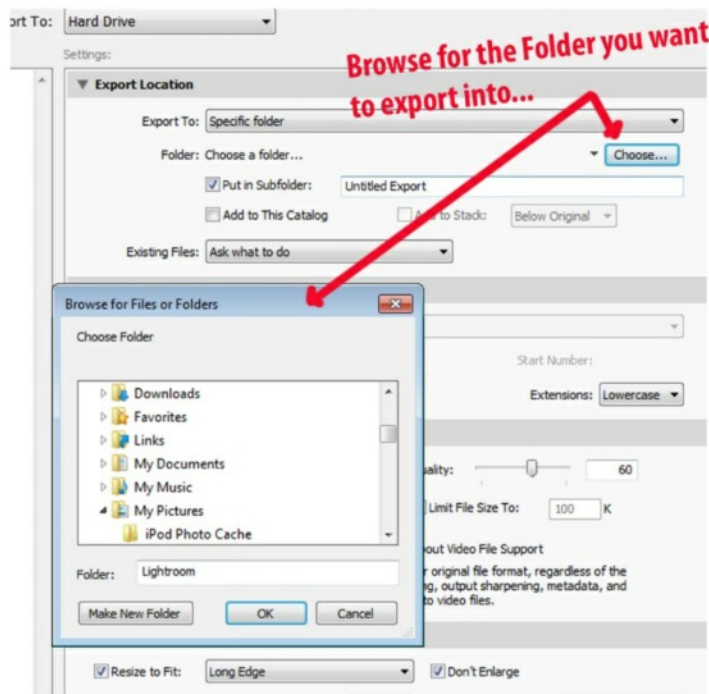
Dave Mullen

In the “Library” module of Lightroom, choose a photo and click on the “Export” button in the lower left section of the screen.



In the Export Dialogue Box, choose “Export to Hard Drive” and choose the folder into which you wish to export your photograph.





You may have to Browse around a bit to find the folder into which you wish to export, or you may create a new folder.

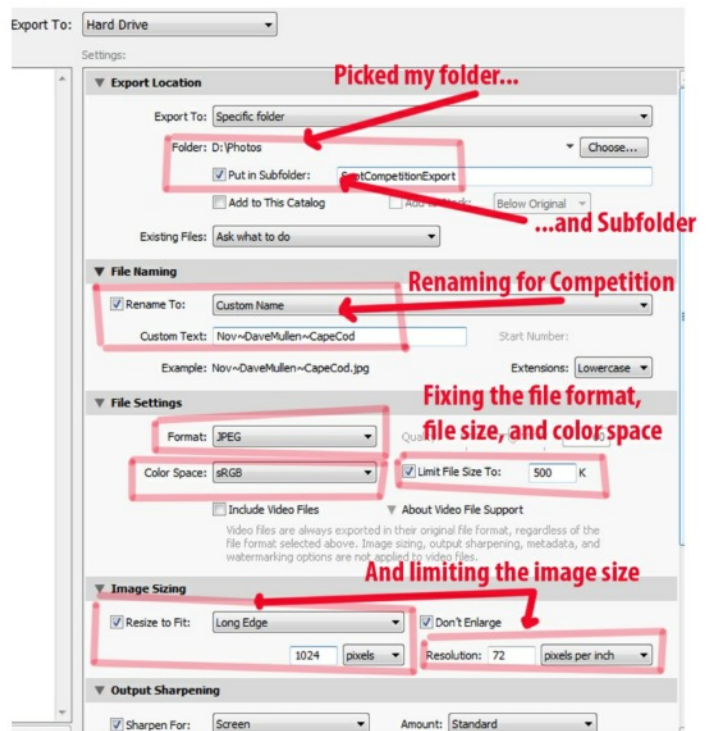
Lots to do here! You've picked the folder, and maybe created a subfolder.

You've renamed for competition as per the specs for Digital Competition. (Level~Name~Title)

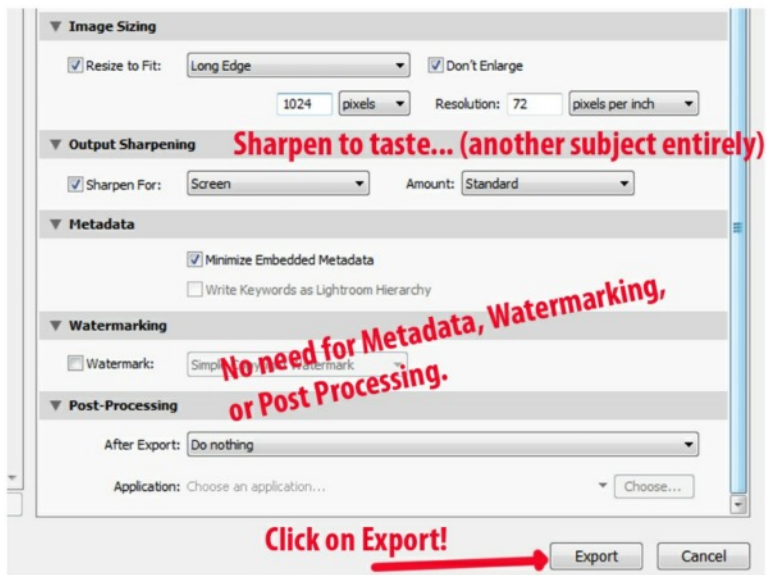
You've fixed the format (JPG), the color space (sRGB), and the file size (500 KB).

And you've sized the photograph according to the specs (1024 pixels maximum width if landscape orientation, 768 pixels maximum height if portrait orientation). While we often work at and print at 300 pixels per inch, 72 pixels per inch is all that computer screens and projectors show, so having a higher resolution just increases JPG compression and wastes space.


Then the final touches... sharpening, metadata, etc.



Click on Export. Find the file in the folder into which you exported, attach it to an email with the subject line as per the specs, and send it to [ssccphotography@yahoo.com](mailto:ssccphotography@yahoo.com).




Coriolana Simon, "Night Rain"



Beth Echols, "Museum"



Lisa Ross, "Sibelius Waves"



Beth Koller, "Organ Pipes"

# SIZING IMAGES FOR DIGITAL COMPETITION IN PHOTOSHOP

Jim Rogers

This Photoshop procedure will create properly sized copies in JPG format, with the correct color profile, to meet SSCC's digital competition specifications. **Copies** will be created for **all** images processed, thus the **original** image format (PSD, TIF, or JPG) does not matter.

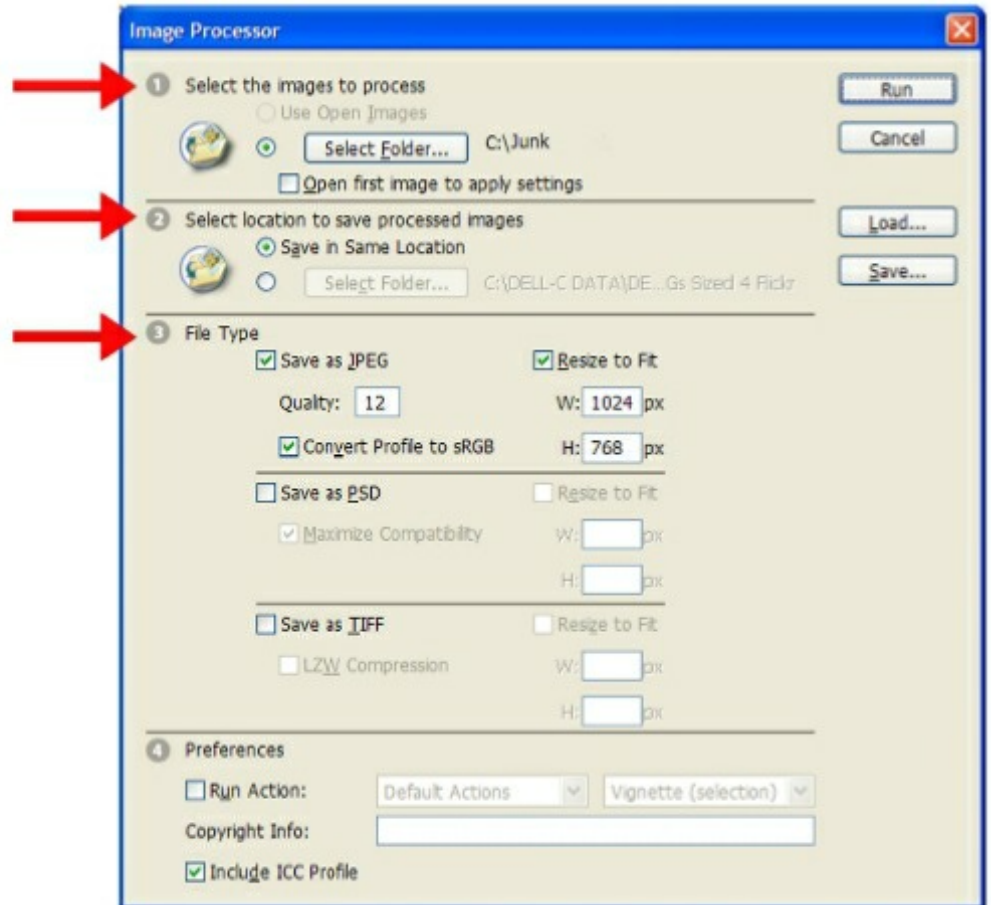
After you've finished all modifications/manipulations in Photoshop, proceed as follows:

A. **Place** ALL competition files to be resized in a separate folder - file type (psd, jpg, tiff) doesn't matter.

B. Click "**File**" in Photoshop menu (upper left) and Select "**Scripts**" and then "**Image Processor.**"

C. In the **Image Processor** drop-down menu, under the four sections:

1. Click "Select Folder" and choose your competition files folder;
2. Select a location for your processed images or select "Save in Same Location\*" button;
3. In "File Type" - Select all three check boxes:
  - **Save as JPEG** and choose a Quality (e.g. 12);
  - **Convert Profile to sRGB**; and
  - **Resize to Fit**: and key in W=1024, H=768
4. Select: **Include ICC Profile**



\* "Save in Same Location" creates a folder (named JPG) in the folder containing the images being processed.

Be sure that in "File Type" you've set JPEG, Quality 12, sRGB, W=1024, H=768

I *always* put all the images to be sized into the same folder and select "Save in Same Location". This creates a folder (named JPG) in the folder containing the images being processed, making organization much easier.

I also use this method to create smaller files (which speeds processing) to use as I'm working on digital slide shows using *ProShow Gold*. It should work well whenever you need smaller files.

## INDEX OF ARTICLES: OCTOBER 2005-MAY 2014

Articles after September 2012 available at [scccphotography.org](http://scccphotography.org)

### Competition

Ethics and the Digital Slide	Nov. 2005, p. 3
Common Sense Guide to Competition, Marty Feins	March 2006, p. 10
On the Importance of Matting, Joe Miller	April 2006, p. 3
12 Elements of a Merit Print, PPA	Jan. 2007, p. 10
Thoughts on Photography Competition, Bill Rau	Nov. 2007, p. 9
Rules-Friend or Foe?, Joseph Miller	Nov. 2007, p.9
Shooting from the Heart, Pete Manzelli	Feb. 2008, p. 2
Words You Hear Before a Judge Zaps a Photo	Feb. 2008, p. 8
More Q&A on Framing, Kay Tani-Olu	Nov. 2008, p. 5
Framing and Matting Q&A, Kay Tani-Olu	Dec. 2008, p. 6
Sizing Images for Digital Competition in Photoshop	Sept. 2009, p. 24
Koren's Komments: C'mon Man	Jan. 2011, p. 3
Export Images for Competition in Lightroom, Dave Mullen	Sept. 2011, p. 24
Competition: A Visual Meditation, Dave Mullen	Oct. 2011, p. 8
Dealing With Criticism	Dec. 2011, p. 22
On Competition Night, Michael Lux	February 2014, p. 23

### Technique and Instruction

Quiet That Trigger Finger, Mike Lux	Jan. 2006, p. 5
Flash Sync Failure Resolved, Stan Klem	Jan. 2006, p. 7
Profiling Your Color Monitor, Bob Peters	Feb. 2006, p.9
Podcasts, Michael Smith	Sept. 2006, p. 10
Lifespan of a Photo Disk Archive, Bob Peters	Feb. 2007, p. 10
Visual Design, Joe Miller	Sept. 2007, p. 9
Darkroom Memories, Carl Brandt	Dec. 2007, p. 9
How to Create a Vanity Website, Dave Mullen	Jan. 2008, p. 10
Digital Slide Show Tips, Craig Callan	Nov. 2008, p. 8
Anatomy of an Image, Carl Brandt	May 2009, p. 6
Become a Control Freak: Nikon Flash, Craig Callan	Summer 2009, p. 6
Copyright: Protecting Our Images, Dave Mullen	Summer 2009, p. 15
Advice on Framing Your Pictures, Kay Tani-Olu	Sept. 2009, p. 5
Shooting Basketball, Dave Mullen	Jan. 2010, p. 14
Photographic Reminiscing, What's New? Charles W. Bowers	Oct. 2010, p. 18
Tilt/Shift: Shooting Architecture, Coriolana Simon	Jan. 2011, p. 6
Live View Preview Review, Bill Rau	Jan. 2011, p. 10
Finding a Voice in Macro, Coriolana Simon	April 2011, p. 12
Crepuscular Light, Beth Koller	April 2011, p. 22
Don't Fear the "P", Charles W. Bowers	Nov. 2011, p. 12
Printing Workshop Overview, Dave Mullen	Nov. 2011, p. 14
How to Wrestle an HP Printer, Charles W. Bowers	Dec. 2011, p. 14
Maximum Depth of Field, Charles W. Bowers	Jan. 2012, p. 14
Creating Mystery, Mary Louise Ravese	March 2012, p. 18
Capturing Music Through the Lens, Sheryl Adams	April 2012, p. 12
Shooting Himalayan Blue Poppies, MyPhuong Nguyen	April 2012, p. 24
The Difference Between Close Up and Macro, Dave Mullen	April 2012, p. 26
Scanner Photography, Janet Matthews	May 2012, p. 8
Becoming a Better Printmaker, Mike Johnston	June 2012, p. 12
Non-Photographic Technique for Composition, Coco Simon	February 2014, p. 18
Capturing the Season, Ted Ringger	February 2014, p. 10
Chase Away Cabin Fever, Coco Simon	March 2014, p. 10
Look Behind You, Ted Ringger	March 2014, p. 12

Diffusion Dome vs Softbox, Bob Peters	March 2014, p. 13
Holga Black and White Darkroom Workshop, Karen Carkhuff	September 2014, p. 17
Learning to See in a New Way, Doug Wolters	October 2014, p. 15
Outdoor Portraiture Workshop Review, Shy Shorer	November 2014, p. 14
Capital Area Photography - A Review of Two Classes, Patrick Stuart	November 2014, p. 16

### **Exhibits and Photographers**

Gordon Parks and the FSA Collection	April 2006, p. 1
A. Aubrey Bodine	April 2006, p. 10
Historic Photos at the National Archives, Bill Rau	March 2007, p. 8
O. Winston Link Museum, Jeff Kendrick	April 2008, p. 9
Early Images of the Western US, Bill Rau	May 2010, p. 18
Herman Leonard	Oct. 2010, p. 12
Why & How Tips for Starting, Coco Simon	November 2013, p. 17

### **Reflections on Photography**

Doubtful Reflections, Charles Bowers	Feb. 2006, p. 1
What's In Your Pond? , Pete Manzelli	Dec. 2006, p. 9
Confessions of a Shutterbug, Mike Lux	Dec. 2006, p. 10
Competent or Good?, Joe Miller	Sept. 2007, p. 9
What Qualifies as Art, Pete Manzelli	Oct. 2007, p. 8
How Do I Know It's Art?, Steve Passman	Feb. 2008, p. 8
A Lens Is Like an Eye Focusing on Emotions, Pat Bress	March 2008, p. 5
New Year's Thoughts on Photography, Norman Maynard	Jan. 2010, p. 6
Photography: Why We Love It, Steve Gottlieb	Sept. 2010, p. 18
A Lesson in Patience, Patrick Stuart	November 2013, p. 18
RAW vs JPEG, Joe Coughlin	December 2013, p. 23
What's Happening to the Camera Industry, Patrick Stuart	April 2014, p. 14
What Happens When You Change the Camera ISO Setting, Bob Peters	March 2015, p. 23

### **Photoshop and Other Software**

Shadow/Highlight Voodoo, Pete Manzelli	Oct. 2005, p. 4
Photoshop Calculations, You Do the Math	Dec. 2007, p. 9
Get Your Life Back: Capture NX, Bob Peters	Dec. 2007 p. 10
A Vertical Perspective, Charles W. Bowers	May 2009, p. 12
RAW Frustration!, George DeBuchananne	April 2010, p. 9

### **Travel and Subjects**

Potential "Body of Work" Themes	March 2006, p. 9
Invermere, British Columbia, Jill Unger	Sept. 2006, p. 1
Covered Bridges, Bill Rau	Nov. 2006, p. 9
Looking for Brandenburg's "Lone Tree", Bill Rau	Nov. 2006, p. 10
Photography at Scotts Run, Bill Rau	Jan. 2007, p. 8
National Wildlife Refuge, Bill Rau	April 2007, p. 10
Barns & Noble, Bill Rau	May 2007, p. 8
Brunswick, MD, Dave Mullen	April 2009, p. 6
Cape Cod, MA, Dave Mullen	May 2009, p. 7
Newfoundland Adventures, Bill Rau	Sept. 2009, p. 6
Assateague Island, Bob Peters	Sept. 2009, p. 7
Philadelphia and Cape Cod, Dave Mullen	Sept. 2009, p. 8
Hot Air Ballooning, Arlene Gmitter, and Elisa Frumento	Sept. 2009, p. 9
Excitement at the J Bar W Ranch, Charlie Bowers	Sept. 2009, p. 10
Ride Across Maryland, Michael Koren	Sept. 2009, p. 11
Missing Glen Echo, Bill Rau	Oct. 2009, p. 9
Eastern State Penitentiary, Craig Callan	Nov. 2009, p. 13
The Dead Presidents Quest, Ted Ringger	March 2010, p. 5

A Maine Invitation, Sandy Littlejohn	May 2010, p. 22
Sailing the Chesapeake, Aram Nersesian	May 2010, p. 22
The Lighthouse Project, Steve Crist	Sept. 2010, p. 9
Blue Angels Air Show, Martha Cain-Grady and Elisa Frumento	Sept. 2010, p. 10
Morocco, and Closer to Home, Scott Shoreman	Sept. 2010, p. 11
Our South American Adventure, Stan Klem	Sept. 2010, p. 12
Lions and Tigers and Bears, Oh My! Jim Auerbach	Oct. 2010, p. 8
Pentagon September 11 Memorial, Carl Brandt	Oct. 2010, p. 29
Covered Bridges, An Encore, Coriolana Simon	Nov. 2010, p. 12
Ice, Coriolana Simon	March 2011, p. 6
Patuxent Wildlife Refuge, Ted Ringger	June 2011, p. 6
Florida Birds, Angelique Raptakis	Sept. 2011, p. 6
Sturgis, SD, Michael Koren	Sept. 2011, p. 8
West Virginia Camp, Karen Carlkuff	Sept. 2011, p. 10
Europe, Carl Brandt	Sept. 2011, p. 12
Maine Lighthouse, Bill Rau	Sept. 2011, p. 13
Colorado and Alaska, Steve Crist	Sept. 2011, p. 16
Toronto Travelogue, Coriolana Simon and Doug Wolters	Oct. 2011, p. 16
Iceland, Charles W. Bowers	Oct. 2011, p. 22
Walking Tours of Montreal, Simon and Wolters	Nov. 2011, p. 20
Gargoyles, Sacred and Secular, Simon and Wolters	Dec. 2011, p. 20
Shooting at Laurel Park, Dave Mullen	Jan. 2012, p. 8
Architecture in Montreal and Toronto, Simon and Wolters	Feb. 2012, p. 12
Historical Buildings: Toronto & Montreal, Simon and Wolters	March 2012, p. 22
Churches of Toronto and Montreal, Simon and Wolters	April 2012, p. 18
Summer 2013 - The Capitol Quest Continues, Ted Ringger	September 2013, p. 21
Cape May County Zoo, Laurel Sharf	September 2013, p. 23
My Summer Vacation - iPhoneography, Michael Koren	October 2013, p. 15
A Summer of Cellos at Bryn Mawr, Doug Wolters	October 2013, p. 15
Summer in Maine, Ellen McCloskey	October 2013, p. 17
Iceland Twice: 2007 and 2012	December 2013, p. 15
Toronto's Royal Ontario Museum	December 2013, p. 18
Balloon Ride over Amish Country	December 2013, p. 21
The Ice, Myphuong Nguyen	January 2014, p. 19
A Dream Come True, Ron Freudenheim	April 2014, p. 11
Kauai Landscapes and Seascapes, Michael Lux	May 2014, p. 12
Time Travel, Coriolana Simon	October 2014, p. 17
A Sicilian Easter, Michael Lux	March 2015, p. 18
Bird Photography in Florida, David Terao	March 2015, p. 21
Birds of Prey at the Carrie Murray Nature Center, David Terao	May 2015, p. 12

### **Book and Gear Reviews**

Legal Handbook for Photographers	March 2006, p. 11
Complete Guide to HDR, Craig Callan	April 2009, p. 5
Annie Leibovitz At Work, Dave Mullen	March 2010, p. 13
Photographing Washington DC, Doug Wolters	April 2011, p. 9
Requiem: Photographers Who Died in Indochina, Ted Ringger	Nov. 2011, p. 8
Photography and the Art of Seeing, Bill Rau	April 2012, p. 28
Practice of Contemplative Photography, Patrick Stuart	December 2013, p. 24
Gear Review: Peak Design Leash and Cuff, Patrick Stuart	February 2014, p. 24
Want to Try a Super-Tele Lens, Interview with f8 Rentals	November 2014, p. 11
Olympus OM-D E-M5 Field Test, David Blass	February 2015, p. 11
Cold Weather Photo Glove Review, Patrick Stuart	February 2015, p. 13
Lightscoop: Handy Addition to Your Gear, Coriolana Simon	February 2015, p. 14
The Perfect Backpack?, Patrick Stuart	May 2015, p. 14



# **SSCC CONSTITUTION AND BY-LAWS**

Adopted May 7, 1992

## Article I - NAME

The name of the Club shall be Silver Spring Camera Club, hereinafter referred to as the Club.

## Article III - CLUB EMBLEM

Section 1. The Club emblem shall be an acorn whose design follows that of the Springhouse at the original Silver Spring.

## Article - III PURPOSE

The Club is a non-profit organization. Its purpose is to encourage members to increase their knowledge, skills and enjoyment of photography by holding meetings, classes, lectures and demonstrations of the various phases of photography; and conducting photographic competitions, workshops and other photography related activities.

## Article IV - MEMBERSHIP

Membership shall be open to all persons, except that membership shall be denied to applicants whose association with the Club could jeopardize the well being of the membership or integrity of the Club as determined by the Board.

## Article V - OFFICERS

Section 1. The Officers of the Club shall be as follows:

- A. President - shall be the presiding officer at official Club meetings and direct the affairs of the Club.
- B. Vice-President - shall stand in for the President as required and carry out such responsibilities as the President directs.
- C. Secretary - shall record minutes of Board meetings and process Club correspondence as required by the President and/or Vice President
- D. Treasurer - shall maintain the financial records of the Club, chair the Finance Committee and maintain the Master Roster of paid up members.

Section 2. All Officers shall be elected from the membership of the Club for a period of 1 year or until their successors are elected. The period shall coincide with the fiscal year of the Club.

## Article VI - EXECUTIVE COUNCIL

Section 1. The Executive Council shall consist of the Officers and Directors of the Club.

Section 2. There shall be three Directors serving staggered 3-year terms. One Director shall be elected for a 3-year term at each regular election. In the event of a vacancy, the successor Director shall serve out the remainder of the vacated term.

Section 3. If a matter arises which requires a decision before the Board of Directors can be assembled for a meeting, the President may poll the members of the Executive Council and act in accordance with the majority opinion of the Council. The President shall make an effort to contact all members of the Council, but if some are not available, the opinions of no less than five shall be included in the poll. The decision and the results of the poll shall be reported at the next meeting of the Board of Directors.

## Article VII - BOARD OF DIRECTORS

Section 1. The Board of Directors, hereinafter referred to as the Board, shall consist of the Executive Council and the chairpersons of the various committees.

Section 2. Committee chairpersons shall have a full vote in Board business. No person shall have more than one vote by reason of multiple concurrent positions on the Board. Alternate chairpersons shall be entitled to vote only when the primary chairperson is not present.

Section 3. The Board shall have authority to fill vacancies in its membership, except that the Vice-President shall succeed to the Presidency in the event of a vacancy in that office.

Section 4. It shall be the duty of the Board to supervise the affairs of the Club, coordinate the activities of the various committees, and approve expenditure of Club funds.

Section 5. The Board shall decide the day and hour of its meetings. Regular Board meetings shall be scheduled sufficiently in advance to allow at least 2 weeks notification to the membership.

Section 6. The President, or three members of the Board including at least one member of the Executive Council, may call a special meeting of the Board of at least 1 week in advance of the meeting.

Section 7. All Board meetings shall be open to the general membership. Members not on the

Board may speak before the Board, but shall not have a vote in its business.

Section 8. Minutes of Board meetings shall be recorded by the Recording Secretary, or a member of the Club designated as an alternate. Highlights of the minutes shall be published in the *Cable Release* at the earliest opportunity.

Section 9. The Board may adopt such rules and regulations for its activities as are necessary so long as they are not contrary to this Constitution and By-Laws.

Section 10. To override the decision of the Board on a specific question, a petition signed by 15 members in good standing and presented to the President shall bring the question before the general membership at the next regular Club meeting. Approval by two-thirds of the members present at the meeting, including written proxies, shall be required to override the Board.

#### Article VIII - MEETINGS

Section 1. Regular Club meetings of the general membership shall be the first and third Thursday of each month, September through May. Exceptions may be made as determined necessary by the Executive Council.

Section 2. Conduct of business requiring a vote at Board and regular Club meetings shall be in accordance with Robert's Rules of Order.

#### Article IX - QUORUM

Section 1. A quorum for the transaction of business requiring a vote at a regular club meeting shall be one-third of the membership in good standing. The presence of a quorum may be deemed by the two members of the Executive Council.

Section 2. A quorum of the Board shall be five, one of whom must be an Officer and one of whom must be a Director.

#### Article X - OFFICIAL PUBLICATION & WEB SITE

Section 1. The official publication of the Club shall be a newsletter, named the *Cable Release*. The *Cable Release* shall contain all notifications of Club business as required by this Constitution and By-Laws, plus any other Club-related items of interest to the membership.

Section 2. The *Cable Release* shall be distributed to all members in good standing on a regular basis during the Club year, plus special

issues as deemed necessary by the Executive Council.

Section 3. The membership shall have the right to submit and have published in the *Cable Release*, items of Club-related interest, including qualified opinion, as long as the items are not derogatory, derisive, or otherwise contrary to the well-being of the Club. The editor of the *Cable Release* shall be required to obtain concurrence of the Executive Council prior to rejection of any submission as unfit for publication.

Section 4. The official Internet website for the Club ([SSCCPhotography.org](http://SSCCPhotography.org)) shall be noted in all official Club announcements, recruitment flyers, and each issue of the Club's official publication. The Club Web site will contain the following categories of information: Club History, By-Laws, Competition Rules and Monthly Winners, Current and Past Club Newsletters, Calendar of Club Events, Gallery of Member Photographs, Club Member Equipment for Sale, and Links to Other Sites. The President, along with Executive Council concurrence, shall clear all additional content and proposed categories. The Webmaster shall update/revise the site's content, organization, access rights, and design as requested by the Executive Council representative(s).

#### Article XI - FISCAL YEAR

The fiscal year of the Club shall begin July 1 of each year and extend through the following June 30.

#### Article XII - DUES AND ASSESSMENTS

Section 1. Membership dues shall be established by the Board. Dues shall be due and payable by the first regular Club meeting of each fiscal year.

Section 2. Any change in dues shall become effective at the beginning of the fiscal year following the Board action to effect a change. Final action shall not be taken by the Board except at a Board meeting for which the general membership has had at least 30 days prior notification. Interested members may speak on the proposed change prior to the vote at such an announced meeting. New dues and their effective date shall be published in the *Cable Release* issued immediately after adoption and immediately prior to the first regular Club meeting of the fiscal year.

Section 3. Members who have not paid their dues by October 31st of the current fiscal year

shall be dropped from membership. Such members may be reinstated upon full payment of current fiscal year dues.

Section 4. Special assessments must be approved by 2/3 of the full Board of Directors, and must be announced to the general membership in the *Cable Release* prior to the date of any such assessment.

#### Article XIV - COMMITTEES

Section 1. Special Committees: The President may establish special committees as required. Special committees shall continue to function until the service for which they were appointed is completed, or until discharged by the President. Their appointments shall not extend beyond the close of the fiscal year in which appointed.

##### A. Nominations and Elections Committee:

(1) This committee shall present a slate of candidates for Club Officers and Director(s) at the regular Club meetings in April. Following presentation of the slate, the committee shall solicit and accept nominations from the floor. Neither the slate nor floor nominations need a second; however, each candidate must state a willingness to serve.

(2) The committee shall conduct elections during the first regular Club meeting in May.

Section 2. Standing Committees: The President, with the approval of the Board, shall, when necessary, establish the following committees and appoint their respective chairpersons. The tenure of these committees shall coincide with the Club fiscal year.

A. Speaker and Judges Program Committee: Shall recruit, schedule, and submit a biography for each program speaker and competition judge.

B. Education Program Committee: Shall plan and present monthly educational meetings.

C. Finance Committee: The Treasurer shall be Chairperson. Other members shall include the Vice-President, a Director, plus at least one other Board member as appointed by the President. This committee shall prepare a proposed budget to be submitted to the President prior to the first regular Club meeting of the fiscal year. This committee shall cause an audit of the Treasurer's books of accounts after the close of the fiscal year and present it

for approval by the President. It shall be the duty of the Finance committee to oversee all expenditures, making certain that such expenditures do not exceed budget allocations. No budget allocation shall be exceeded without approval by the Executive Council.

D. Competition Committee: The Competition Secretary shall be Chairperson. This committee shall be responsible for:

(1) Conducting all intra-club competitions.

(2) Maintaining records of all inner- and inter-club competitions, including a list of members competing, entries, awards, and scoring, as outlined in the SSCC Rules of Competition and Awards.

(3) Developing rules of competition and presenting them to the Board for approval. Any change in the rules shall become effective at the beginning of the fiscal year following the Board action to effect such a change. The new rules and their effective date shall be published in the *Cable Release* issued immediately prior to the first regular Club meeting of the fiscal year.

(4) Determining eligibility of entries and briefing visiting judges on SSCC competition and judging criteria.

(5) Forwarding the results of all competitions and names of all members that move from the novice to the advanced class to the *Cable Release* editor for publication and to the Archives Committee.

E. Field Trip Committee: This committee shall arrange, announce, and take charge of all Club field trips and related outings.

F. Membership Committee: This committee shall be responsible for new member recruitment program, welcoming new members, and assuring that they are thoroughly indoctrinated in Club activities and procedures. This shall include printed handouts, introductions to committee chairpersons, and, if necessary, arranging for another member to serve as "host" to the new member.

G. Workshop Committees: May be formed for slides, monochrome prints, color prints or other subjects. Chairpersons shall be appointed for each committee formed. Chairperson shall establish and announce dates and locations of workshops, plan and present programs, and arrange for speakers as required.

H. Publication Committee: The *Cable Release* editor shall be chairperson. This committee is responsible for the editing, publication, and distribution of the *Cable Release* plus other publicity of Club activities as necessary.

I. Refreshments Committee: This committee shall procure, prepare and serve refreshments at regular Club meetings.

J. Exhibits Committee: This committee shall make arrangements and be responsible for Club exhibits.

K. Special Interest Groups: Critique groups, special workshops and other similar sub-organizations may be formed within the Club to provide forums for the pursuit of specialized, technical, and aesthetic aspects of photography at the discretion of the Board. Participation in such groups shall be open to all members. Such groups shall have full and equal status as Club committees, and their chairpersons shall be voting members of the Board.

L. Archives Committee: The Chairperson shall serve as the Club Historian and maintain chronological files of correspondence, Cable Releases, and other documents pertaining to Club Activities.

#### Article XV - INSTALLATION OF OFFICERS

Officers shall be installed at the Year End Banquet and shall assume office on July 1.

#### Article XVI - AFFILIATION

Section 1. The Club may affiliate with such photographic, artistic, recreational, or educational organizations as the Board may deem beneficial to the Club.

Section 2. Representatives of the Club to outside organizations, as authorized by Section 1 of this Article, and as designated by the President, shall have committee chairperson status and be a voting member of the Board.

#### Article XVII - AMENDMENTS

This Constitution and By-Laws may be amended by a 2/3 vote of members present at a regu-

lar Club meeting, including written proxies. Amendments may be proposed by any Club member. A proposed amendment may not be voted on at the meeting in which it is proposed, but shall be voted on after publication in the *Cable Release* and not later than the second regular Club meeting following such publication.

#### Article XVII - INCORPORATION

At the discretion of the Board, the Club may be incorporated.

#### Article XIX - DISTRIBUTION OF ASSETS

No part of the net earnings of the Club shall inure to the benefit of or be distributed to, its members, officers, directors, or other private persons, except that the Club shall be authorized and empowered to pay reasonable compensation.

#### Article XX - EFFECTIVE DATE

This Constitution and By-Laws of the Silver Spring Camera Club, as set forth in the preceding Articles I through XIX, supersede and entirely replace all prior versions and amendments thereof. The effective date of this Constitution and By-Laws shall be xxx, 2007.



Karen Carkhuff, "White Line"